

# NetKey® Category 6 Punchdown Jack Modules

# PANDUIT®

DATA SHEET

## specifications

Category 6/Class E, 8-position keystone jack module terminates unshielded twisted 4-pair, 22 – 26 AWG, 100 ohm cable. Punchdown tool properly terminates each conductor for optimum performance. Universal label is color-coded T568A and T568B wiring schemes.



## technical information

<b>Category 6/Class E channel and component performance:</b>	Exceeds ANSI/TIA-568-C.2 Category 6 and ISO 11801 Class E channel requirements at swept frequencies up to 250 MHz
	Exceeds ANSI/TIA-568-C.2 and ISO 11801 Category 6 component requirements at swept frequencies up to 250 MHz
<b>FCC and ANSI compliance:</b>	Meets with ANSI/TIA-1096-A; contacts plated with 50 microinches of gold for superior performance
<b>IEC compliance:</b>	Meets IEC 60603-7 and IEC 60512-99-001
<b>PoE compliance:</b>	Rated for 2500 cycles with IEEE 802.3af/802.3at and proposed 802.3bt type 3 and type 4
<b>Safety compliance:</b>	cULus Listed; UL 1863 and CAN/CSA-C22.2 (UL File E129886)
<b>Operating temperature:</b>	-10°C to 65°C (14°F to 149°F)
<b>RoHS compliance:</b>	Compliant

## key features and benefits

<b>100% performance tested</b>	Confidence that each jack module delivers the specified performance
<b>110 style punchdown termination</b>	Utilizes industry standard termination style and includes a wire retention cap
<b>Modular</b>	Universal keystone jack modules snap in and out of all NetKey® Faceplates, Modular Patch Panels, and Surface Mount Boxes for fast moves, adds, and changes
<b>Individually serialized</b>	Marked with quality control number for traceability
<b>Convenience packaging (optional)</b>	25 jacks packaged in one easy to open container, eliminating the time to open each individual package and reducing on-site waste; ideal for high volume installations

## applications

Applications include:

- Ethernet 10BASE-T, 100BASE-T (Fast Ethernet), and 1000BASE-T (Gigabit Ethernet)
- 155 Mb/s ATM, 622 Mb/s ATM, 1.2 Gb/s ATM
- Token Ring 4/16
- Voice over internet protocol (VoIP)

### NetKey® Network Components

#### NetKey® Category 6 Jack Modules

<b>Module:</b>	NK688M*
<b>Convenience pack of 25 modules:</b>	NK688M*-Q

#### NetKey® Category 6 Patch Cords

<b>Foot lengths:</b>	NK6PC3**Y
<b>Meter lengths:</b>	NK6PC1M^Y

#### NetKey® Modular Patch Panels

<b>24-port, 1 RU:</b>	NKPP24P
<b>48-port, 2 RU:</b>	NKPP48P

#### Termination and Cable Prep Tools

<b>Punchdown tool:</b>	PDT110‡
<b>Punchdown base:</b>	NKSPB
<b>JackRapid+</b>	
<b>Termination Tool:</b>	JR-PAN-2‡‡
<b>Cable stripping tool:</b>	CWST
<b>Cable stripping tool:</b>	CJAST

\*To designate a color, add suffix IW (Off White), EI (Electric Ivory), IG (Int'l Gray), WH (White), BL (Black), OR (Orange), RD (Red), BU (Blue), GR (Green) or YL (Yellow).

\*\*For standard lengths other than 3 feet (5, 7, 10, 14 or 20) change the length designation in part number to the desired length. For standard cable colors other than Off White, add suffix BU (Blue), GR (Green), RD (red) or YL (Yellow) before the Y at the end of the part number. For example, the part number for a blue 5 foot patch cord is NK6PC5BUY.

^For standard lengths other than 1 meter (2, 3, 4 or 5) change the length designation in part number to the desired length. For standard cable colors other than Off White, add suffix BU (Blue), GR (Green), RD (Red) or YL (Yellow) before the Y at the end of the part number. For example, the part number for a blue 5 meter patch cord is NK6PC5MBUY.

‡Terminates the NetKey® Keystone Punchdown Jack Module and NetKey® Patch Panel.

‡‡Terminates the NetKey® Keystone Punchdown Jack Module. Fluke JackRapid Termination Tool available through distribution. To locate the local office, visit [www.flukenetworks.com/contact](http://www.flukenetworks.com/contact).

+JackRapid is a trademark of Fluke Networks.

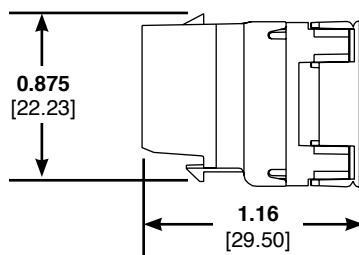
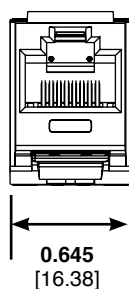
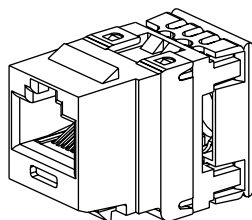
# NetKey® Category 6 Punchdown Jack Modules

## Test Results

Mechanical Test	Test Method	Measurement	Typical Test Results
Normal	–	Load (grams)	> 100
Vibration	IEC 512-6d	Circuit Resistance (mOhms)	< 40
Shock	IEC 512-6c	Contact Disturbance (microsecond)	< 5
Durability	IEC 512-6a	Circuit Resistance (mOhms)	< 20
Mating/Un-mating	IEC 512-6b	Mating Force (N)	< 20
		Un-mating Force (N)	< 20
Termination Cycles	IEC 352	Number of Cycles	> 20
Mating Cycles	IEC 60603-7	Number of Plug Insertions	> 2500

Electrical Test	Test Method	Measurement	Typical Test Results
Low Level Circuit Resistance	IEC 512-2a	Resistance (mOhms)	< 20
Dielectric Withstand Voltage	IEC 512-4a	1000 V, 1 minute	Passed
Insulation Resistance	IEC 512-3a	Resistance (mOhms)	> 500

Mechanical Test	Test Method	Measurement	Typical Test Results
Temperature Life	IEC 512-9b	Circuit Resistance (mOhms)	< 40
Humidity	IEC 512-11c	Circuit Resistance (mOhms)	< 40
Thermal Shock	IEC 512-11d	Circuit Resistance (mOhms)	< 40
Climatic Sequence	IEC 512-11a	Circuit Resistance (mOhms)	< 40
Flowing Mixed Gas Corrosion	IEC 512-11g	Circuit Resistance (mOhms)	< 40



Dimensions are in inches [Dimensions in brackets are metric]

### WORLDWIDE SUBSIDIARIES AND SALES OFFICES

PANDUIT CANADA  
Markham, Ontario  
cs-cdn@panduit.com  
Phone: 800.777.3300

PANDUIT EUROPE LTD.  
London, UK  
cs-emea@panduit.com  
Phone: 44.20.8601.7200

PANDUIT SINGAPORE PTE. LTD.  
Republic of Singapore  
cs-ap@panduit.com  
Phone: 65.6305.7575

PANDUIT JAPAN  
Tokyo, Japan  
cs-japan@panduit.com  
Phone: 81.3.6863.6000

PANDUIT LATIN AMERICA  
Guadalajara, Mexico  
cs-la@panduit.com  
Phone: 52.33.3777.6000

PANDUIT AUSTRALIA PTY. LTD.  
Victoria, Australia  
cs-aus@panduit.com  
Phone: 61.3.9794.9020

For a copy of Panduit product warranties, log on to [www.panduit.com/warranty](http://www.panduit.com/warranty)

For more information

Visit us at [www.panduit.com](http://www.panduit.com)

Contact Customer Service by email: [cs@panduit.com](mailto:cs@panduit.com)  
or by phone: 800.777.3300

©2016 Panduit Corp.  
ALL RIGHTS RESERVED.  
NKDS28--WW-ENG  
2016-09-26