REVISION A

**DESIGNED & DIMENSIONED IN MILLIMETERS[INCHES]**

A FMPT-XX-01-X-S-V-XX

No OF POSITIONS
-02, -04, -06, -08

LEAD STYLE
-01: FOR 1.57[.062] THICK PCB (USE SUB-T-1M39-06.30-01-X)

PLATING SPECIFICATION
-L: LIGHT SELECTIVE GOLD/ TIN TAIL
-T: TIN ON ENTIRE CONTACT

OPTION
-LC: LOCKING CLIP (USE LC-07-TM)

VERTICAL

ROW SPECIFICATION
-S: SINGLE ROW

FIG. 1
A (FMPT-06-01-X-S-V SHOWN)

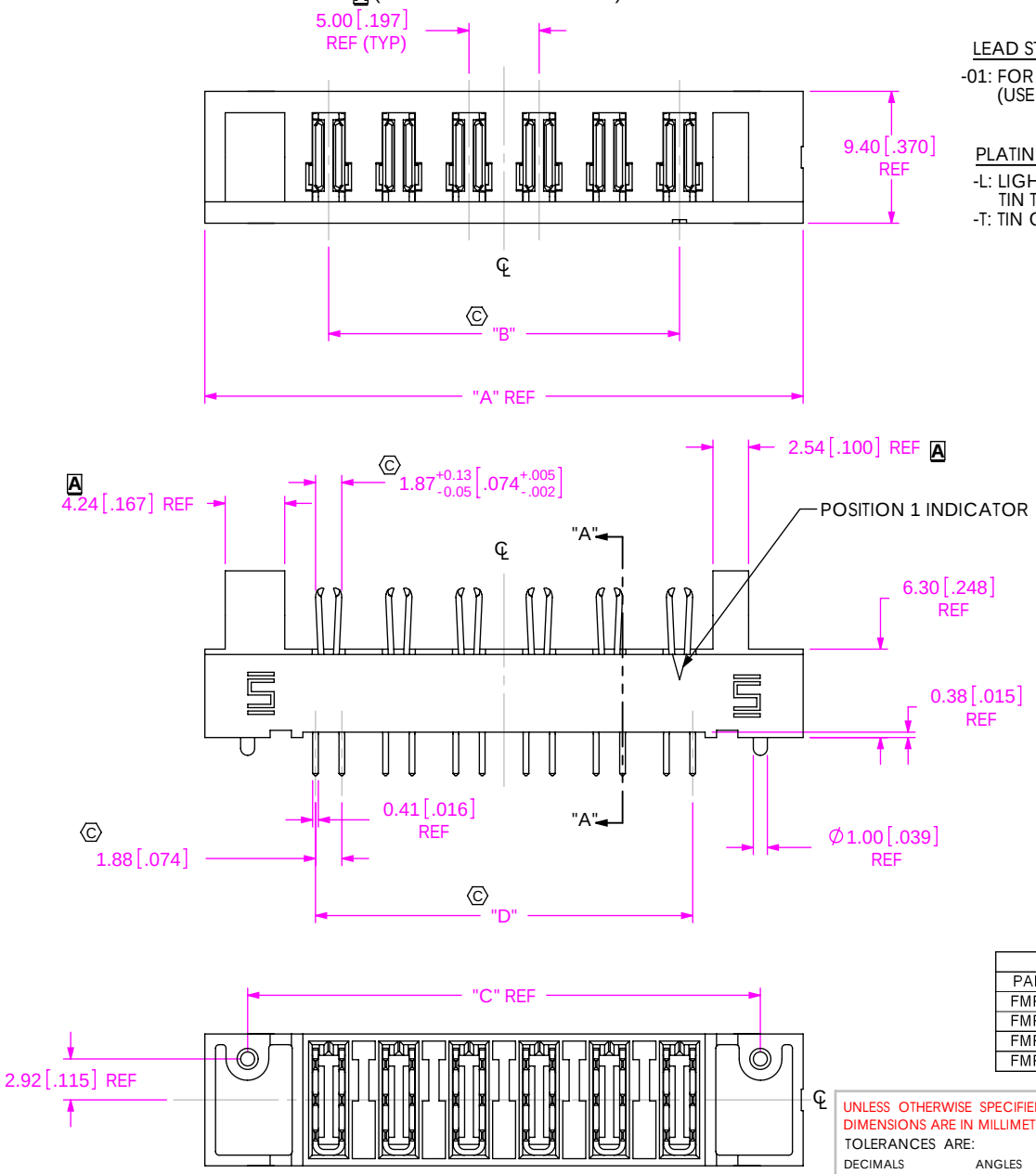


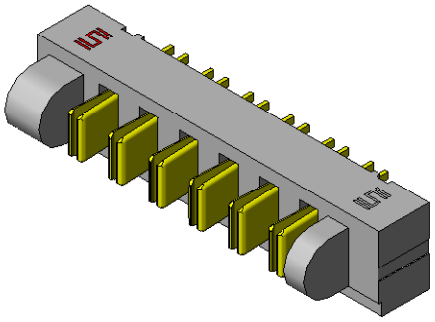

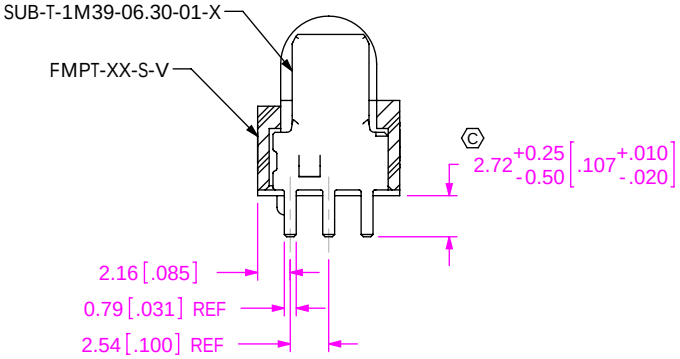


SECTION "A"-"A"

| TABLE 1 | | | | |
|---|---|---|---|---|
| PART NUMBER | "A" | "B" | "C" | "D" |
| FMPT-02-S-V-XX | 22.63 [.891] | 5.00 [.197] | 16.53 [.651] | 6.88 [.271] |
| FMPT-04-S-V-XX | 32.63 [1.285] | 15.00 [.591] | 26.53 [1.044] | 16.88 [.665] |
| FMPT-06-S-V-XX | 42.63 [1.678] | 25.00 [.984] | 36.53 [1.438] | 26.88 [1.058] |
| FMPT-08-S-V-XX | 52.63 [2.072] | 35.00 [1.378] | 46.53 [1.832] | 36.88 [1.452] |

NOTES:

1. Ⓒ REPRESENTS A CRITICAL DIMENSION.
2. BURR ALLOWANCE: 0.038[.0015] MAX.
3. MINIMUM PUSHOUT FORCE: 4.45N[1 LB].
4. BOW ALLOWED AT 0.051MM/MM[.0020 IN/IN].
5. MINIMUM -LC PULL OUT FORCE: 2.23N [.5LB].
6. PARTS TO BE PACKAGED IN TRAYS.

UNLESS OTHERWISE SPECIFIED, DIMENSIONS ARE IN MILLIMETERS.
TOLERANCES ARE:
DECIMALS X.X: ±0.3 [.01] X.XX: ±0.13 [.005] X.XXX: ±0.051 [.0020]
ANGLES 2 °

PROPRIETARY NOTE
THIS DOCUMENT CONTAINS INFORMATION CONFIDENTIAL AND PROPRIETARY TO SAMTEC, INC. AND SHALL NOT BE REPRODUCED OR TRANSFERRED TO OTHER DOCUMENTS OR DISCLOSED TO OTHERS OR USED FOR ANY PURPOSE OTHER THAN THAT WHICH IT WAS OBTAINED WITHOUT THE EXPRESSED WRITTEN CONSENT OF SAMTEC, INC.

samtec
520 PARK EAST BLVD, NEW ALBANY, IN 47150
PHONE: 812-944-6733 FAX: 812-948-5047
e-Mail: info@SAMTEC.com code: 55322

MATERIAL: DO NOT SCALE DRAWING SHEET SCALE: 2:1
INSULATOR: LCP, COLOR: BLACK
TERMINAL: COPPER ALLOY
LOCKING CLIP: PHOS BRONZE

DESCRIPTION: FLEX MATE MINI POWER TERMINAL

DWG. NO. FMPT-XX-01-X-S-V-XX

BY: B RAY 04/03/2008 SHEET 1 OF 2

F:\DWG\MISC\MKTG\FMPT-XX-01-X-S-V-XX-MKT.SLDDRW

REVISION A

FIG. 2
(FMPT-06-01-X-S-V-LC SHOWN)
(SAME AS FIG. 1, DIFFERENT AS SHOWN)

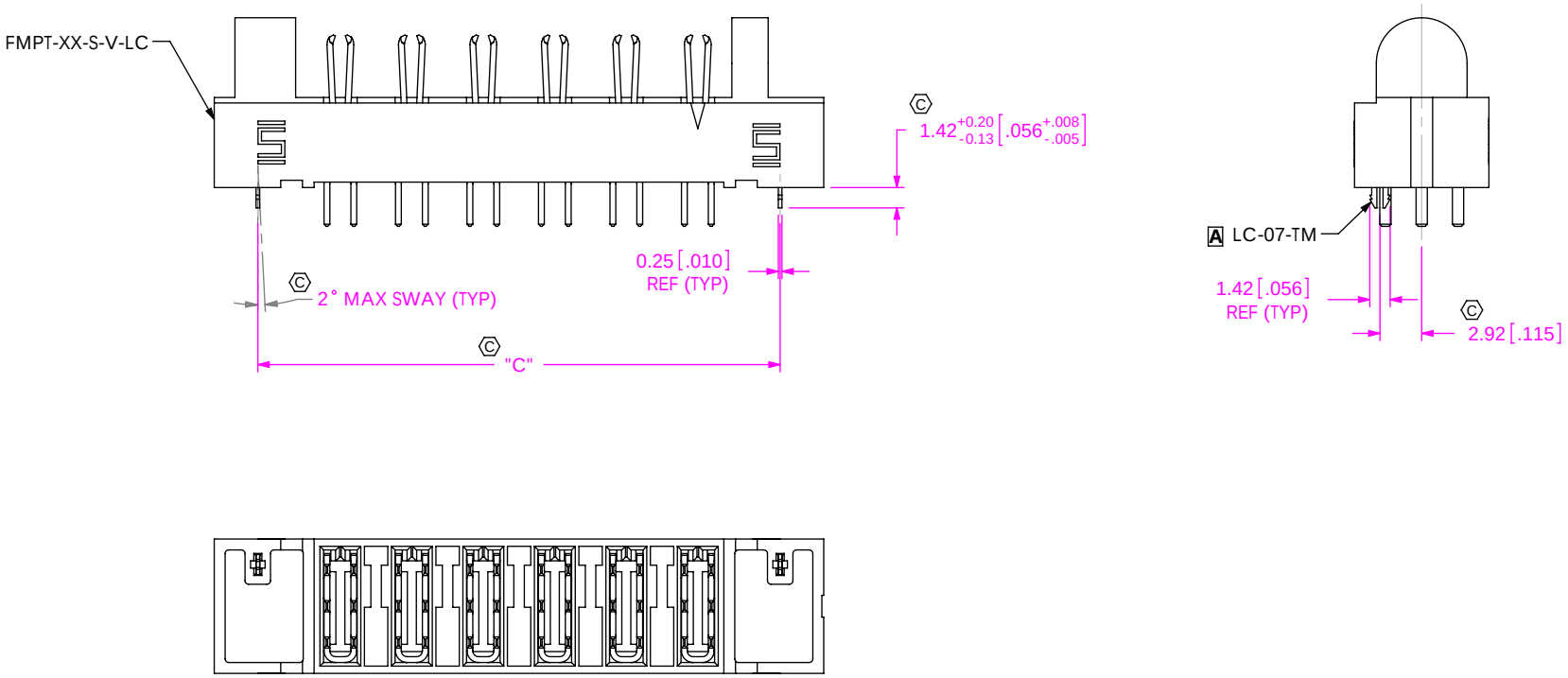


PROPRIETARY NOTE

THIS DOCUMENT CONTAINS INFORMATION CONFIDENTIAL AND PROPRIETARY TO SAMTEC, INC. AND SHALL NOT BE REPRODUCED OR TRANSFERRED TO OTHER DOCUMENTS OR DISCLOSED TO OTHERS OR USED FOR ANY PURPOSE OTHER THAN THAT WHICH IT WAS OBTAINED WITHOUT THE EXPRESSED WRITTEN CONSENT OF SAMTEC, INC.

DO NOT SCALE DRAWING

SHEET SCALE: 2:1

520 PARK EAST BLVD, NEW ALBANY, IN 47150
PHONE: 812-944-6733 FAX: 812-948-5047
e-Mail: info@SAMTEC.com code: 55322

DESCRIPTION: FLEX MATE MINI POWER TERMINAL

DWG. NO. FMPT-XX-01-X-S-V-XX

BY: B RAY 04/03/2008 SHEET 2 OF 2

F:\DWG\MISC\MKTG\FMPT-XX-01-X-S-V-XX-MKT.SLDDRW