



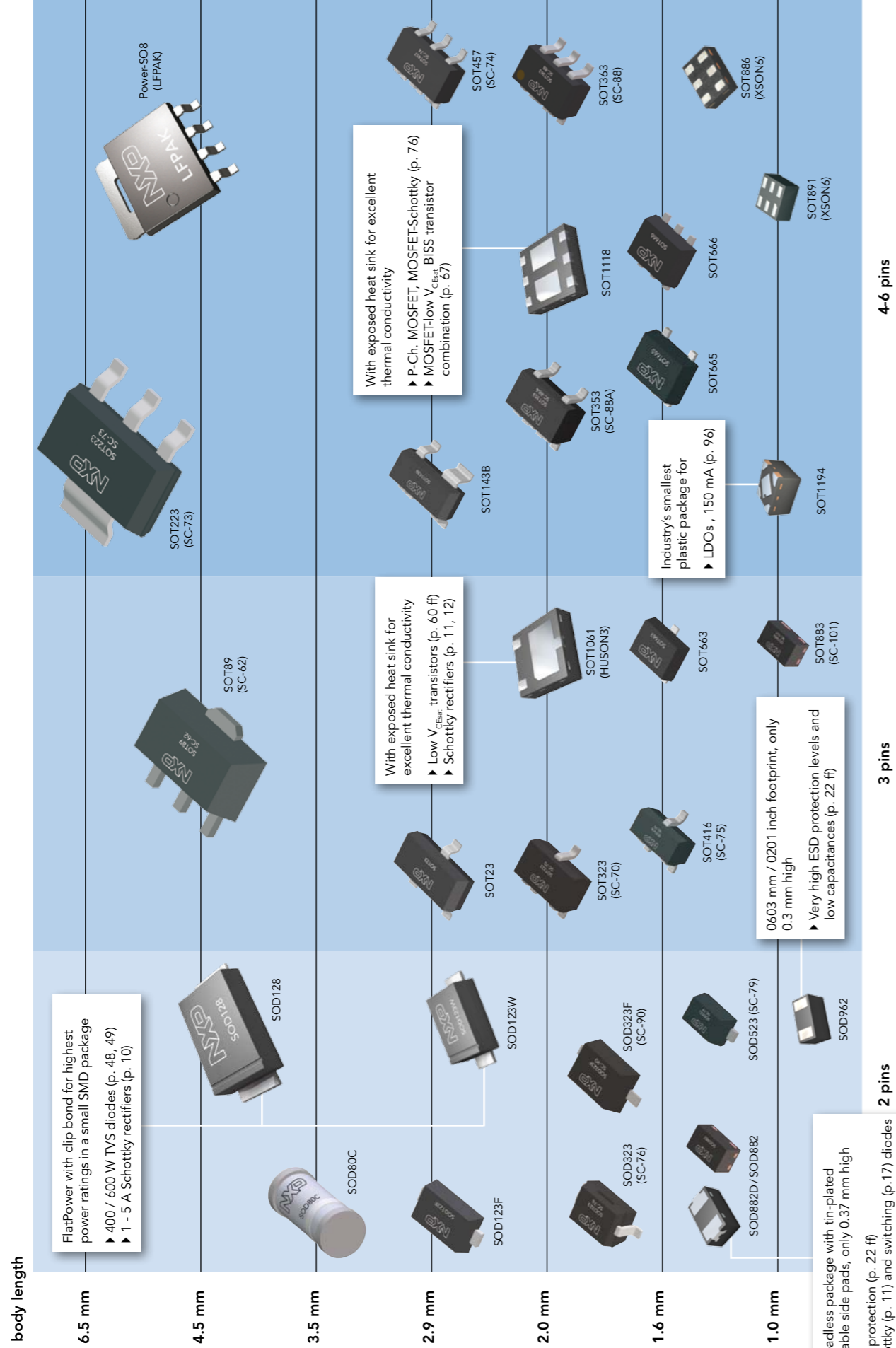
Discrete Semiconductors Selection Guide 2011

Diodes, protection and signal conditioning devices,
bipolar transistors, MOSFETs, thyristors

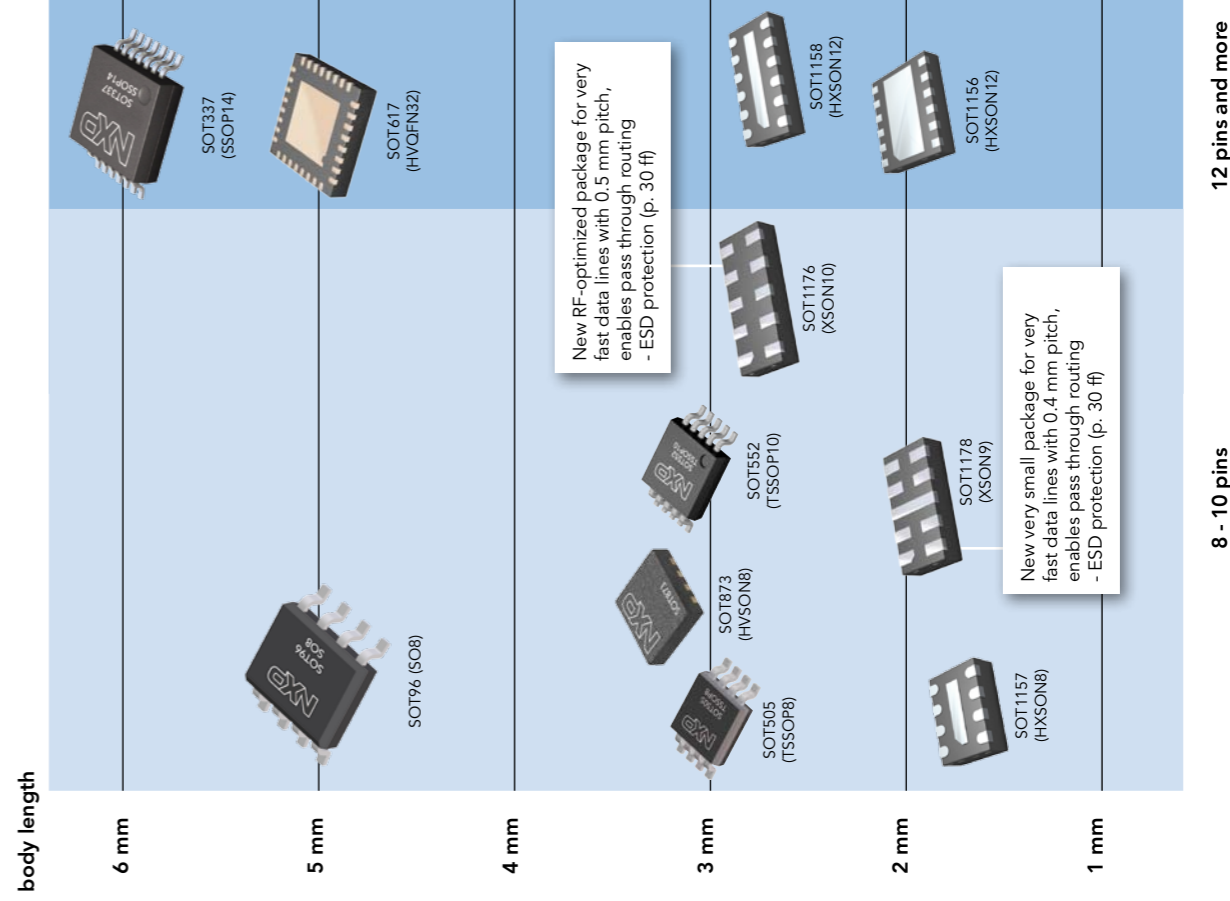


Discrete Semiconductors packages – portfolio and highlights

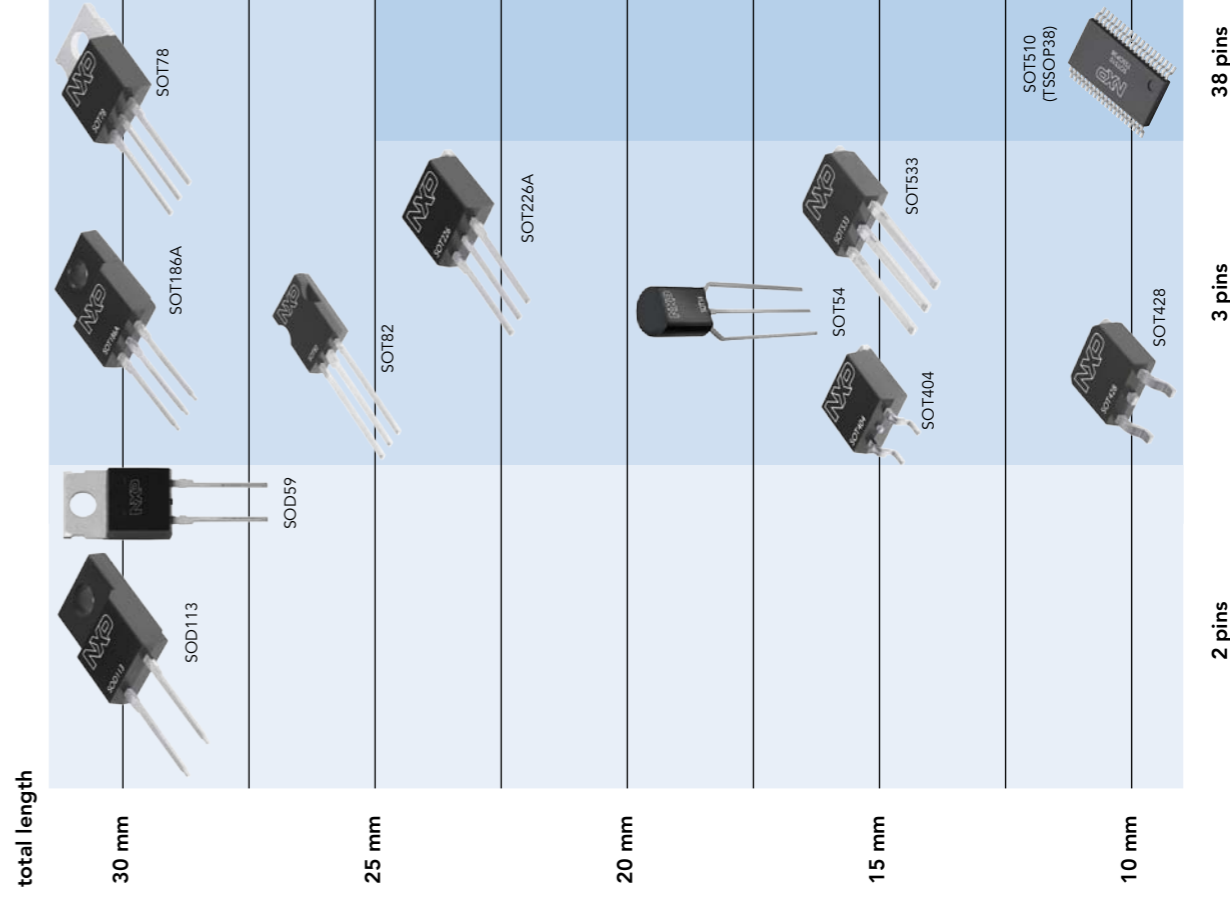
Small SMD packages with 2 - 6 pins



Small SMD packages with 8 pins and more



Through-hole and SMD packages with total length of + 9 mm



The first leadless package with solderable side pads

Solderable (Tin-plated) exposed side pads

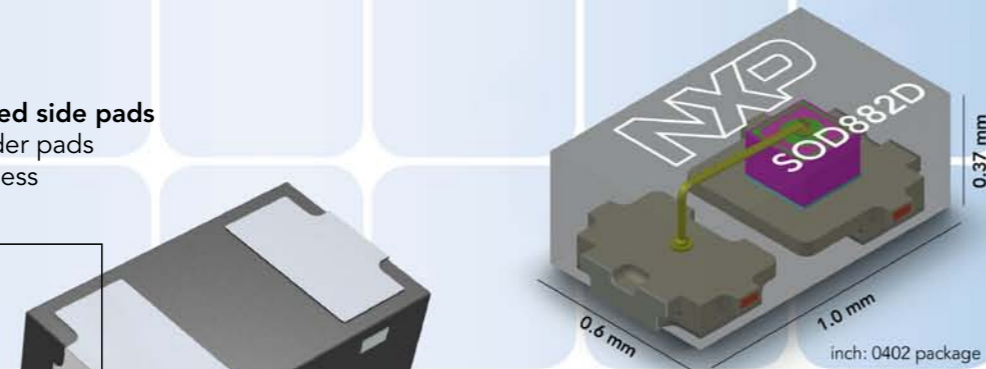
- ▶ Easy visible inspection of solder pads
- ▶ Very high mechanical robustness
- ▶ Post-soldering stability

Full thermal, electrical, mounting and footprint compatibility to leadless 1006 mm packages (inch: 0402)

- ▶ **Height only 0.37 mm**

Built for a range of functions

- ▶ Protection, Switching and Schottky diodes
- ▶ **Ideal for small and thin devices**



Get ready to improve your ultra-flat PCB design with our SOD882D package.

<http://standardproducts.nxp.com>



Discrete Semiconductors Selection Guide 2011

Benefit from interactive features in the online edition of this selection guide: A click on a product type takes you to the corresponding product information page on the NXP website. There you'll find data sheets and other design-support documents. To access the online selection guide, go to www.nxp.com/discrete_selection_guide

Diodes

Page 7

Protection and signal conditioning

Page 21

Bipolar transistors

Page 51

MOSFETs

Page 69

Thyristors

Page 85

Standard & advanced linear products

Page 91

Packages

Page 99

Index

Page 122

Table of Contents

Support tools	6
---------------	---

Diodes 7

Schottky barrier diodes and rectifiers	8
General purpose Schottky diodes ≤ 250 mA	8
Low capacitance Schottky diodes	9
Medium power low V_F Schottky rectifiers single ≥ 200 mA	10
Medium power low V_F Schottky rectifiers dual ≥ 200 mA	12
Improved forward characteristics of (MEGA) Schottky rectifiers in new packages	13
Zener diodes	14
General purpose Zener diodes	14
Zener diodes specifications	15
Switching diodes	16
General purpose switching diodes ≤ 100 V	16
General purpose switching diodes > 100 V	18
Controlled avalanche switching diodes	19
Low leakage current switching diodes	19
Power diodes	20
Ultrafast recovery power diodes	20
Hyperfast power diodes	20

Protection and signal conditioning 21

Standard ESD protection devices	22
Low capacitance ESD protection devices	24
ESD protection for very high speed interfaces (< 2 pF)	28
Application-specific ESD and ESD/EMI solutions	32
Audio interfaces	32
Video interfaces	32
Multichannel EMI filters, ESD protection for LCD and camera	36
SD-, SIM-card and MMC	42
Battery and charger protection	42
USB, SATA, LAN	43
Automotive LIN/CAN/FlexRay	47
TVS diodes	48
TVS diodes, 24 W / 40 W	48
TVS diodes, 400 W	48
TVS diodes, 600 W	49

Bipolar transistors 51

General purpose bipolar transistors	52
Single transistors NPN	52
Single transistors PNP	52
Double transistors	53
Single and double switching transistors	53
Medium power general purpose transistors	54
High voltage transistors	54
Low noise transistors	54
Matched pair transistors	55
Darlington transistors	56
Schmitt trigger	56
MOSFET driver	57
Medium frequency transistors	57

Resistor-equipped transistors (RETs)	58
RETs 100 mA single	58
RETs 100 mA double	59
RETs 500 mA	59
Low V_{CEsat} (BISS) RETs	59
Low V_{CEsat} (BISS) transistors	60
Low V_{CEsat} (BISS) transistors single NPN	60
Low V_{CEsat} (BISS) transistors single PNP	62
Low V_{CEsat} (BISS) double transistors	64
Low V_{CEsat} (BISS) load switches	65
High voltage low V_{CEsat} (BISS) transistors	66
Low V_{CEsat} (BISS) RETs	66
Low V_{CEsat} (BISS) transistor PNP – N-channel MOSFET combination	67
Advantages of low V_{CEsat} (BISS) technology	67
High voltage power bipolar transistors	68
High voltage bipolar transistors for lighting, SMPS and industrial applications	68

MOSFETs 69

Small-signal MOSFETs	70
Small-signal MOSFETs single (N-channel) < 50 V	70
Small-signal MOSFETs single (N-channel) ≥ 50 V	72
Small-signal MOSFETs dual (N-channel)	74
Small-signal MOSFETs single (P-Channel)	74
Small-signal MOSFET – Schottky combination	76
Small-signal MOSFETs dual (P-channel)	76
Power MOSFETs	77
12 V - 25 V N-channel MOSFETs	77
30 V N-channel MOSFETs	78
40 V - 55 V N-channel MOSFETs	79
60 V - 80 V N-channel MOSFETs	80
100 V - 110 V N-channel MOSFETs	81
150 V - 300 V N-channel MOSFETs	82
P-channel MOSFETs	83
Multi-chip MOSFETs	83

Thyristors 85

4-Quadrant Triacs	86
3-Quadrant Triacs	88
AC Thyristors	89
Silicon Controlled Rectifiers	89

Standard & advanced linear products 91

Adjustable shunt voltage regulator TL431	92
Adjustable shunt voltage regulator TLVH431	93
Discrete voltage regulator / Constant current source	94
Low-dropout regulator	95
Advanced linear ultra low-dropout voltage regulators	96

Packages 99

Package cross reference	100
Packing methods	102
Minimized outline drawings and reflow soldering footprint	108

Index 122

Support tools

Check the NXP Standard Products Portal www.standardproducts.nxp.com

Your first stop for NXP's wide range of diodes, bipolar transistors, MOSFETs, thyristors and ESD protection products. The gateway focuses on:

- Product and application information
- Recently launched products
- News items and related documents
- Design hints, with simple solutions to some of today's common design challenges, incl. energy efficiency, integration, packaging, and protection



Direct links to popular design support tools and items:

Datasheets

http://standardproducts.nxp.com/all_datasheets

Find cross references of industry type numbers and download X-Reference offline tool

<http://www.nxp.com/search/advanced>

Application notes

http://standardproducts.nxp.com/all_appnotes

Sales literature

http://standardproducts.nxp.com/all_literature

Selection Guide (download pdf file)

http://www.nxp.com/discrete_selection_guide

Models and test data

<http://www.nxp.com/models>

Technical support portal


http://www.nxp.com/technical_support

FAQ (Frequently Asked Questions) Discretes

http://www.nxp.com/faq_discretes

Direct support needed? Find complete contact information to your regional NXP sales offices and distributors

<http://www.nxp.com/profile/sales>



Diodes

Schottky barrier diodes and rectifiers

8

- General purpose Schottky diodes ≤ 250 mA
- Low capacitance Schottky diodes
- Medium power low V_F Schottky rectifiers single ≥ 200 mA
- Medium power low V_F Schottky rectifiers dual ≥ 200 mA
- Improved forward characteristics of (MEGA) Schottky rectifiers in new packages

Zener diodes

14

- General purpose Zener diodes
- Zener diodes specification

Switching diodes

16

- General purpose switching diodes ≤ 100 V
- General purpose switching diodes > 100 V
- Controlled avalanche switching diodes
- Low leakage current switching diodes

Power diodes

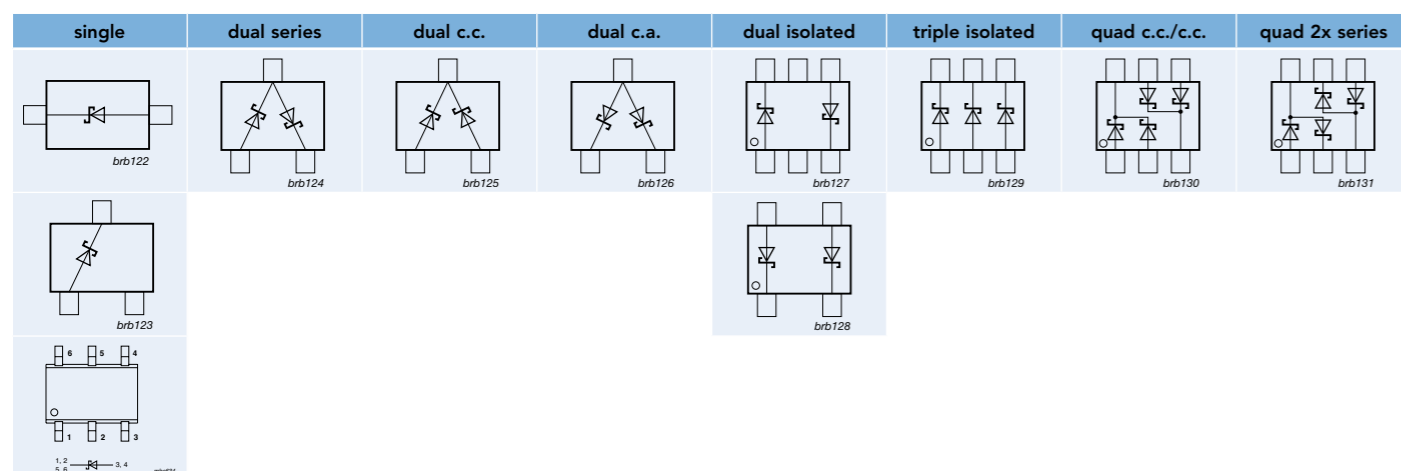
20

- Ultrafast recovery power diodes
- Hyperfast power diodes

General purpose Schottky diodes ≤ 250 mA

types in **bold** represent new products

I _F max (mA)	V _R max (V)	V _F max (mV)	@ I _F (mA)	I _R max (μA)	@ V _R (V)	Package	SOD80C (MiniMelf)	SOD68 (DO-34)	SOT23	SOT143B		SOD123F	SOT323 (SC-70)	SOT363 (SC-88)	SOD323F (SC-90)	SOD323 (SC-76)	SOT666	SOT416 (SC-75)	SOD523 (SC-79)	SOD882/SOT883 (SC-101)					
							Size (mm)	3.5 x 1.5 x 1.5	3.04 x 1.6 x 0.55	2.9 x 1.3 x 1.0	2.9 x 1.3 x 1.0		2.6 x 1.6 x 1.1	2.0 x 1.25 x 0.95	2.0 x 1.25 x 0.95	1.7 x 1.25 x 0.7	1.7 x 1.25 x 0.95	1.6 x 1.2 x 0.55	1.6 x 0.8 x 0.77	1.2 x 0.8 x 0.6	1.0 x 0.6 x 0.5				
P _{tot} (mW)	300	500	250	250		830	250	300	550	400	300	150	500	250											
70	70	750	10	0.1	50	single			BAS70			BAS70H	BAS70W			1PS76SB70			1PS79SB70	BAS70L					
						dual series			BAS70-04				BAS70-04W												
						dual c.c.			BAS70-05				BAS70-05W												
						dual c.a.			BAS70-06				BAS70-06W												
						dual isolated								BAS70-07								BAS70-07V			
						triple isolated																BAS70VV			
						quad 2x series																BAS70XY			
120	40	370	1	0.5	30	single						BAS40H	BAS40W			RB751V40			RB751S40	RB751CS40					
						dual series			BAS40-04			BAS40-04W					1PS76SB40				1PS79SB40	BAS40L			
						dual c.c.			BAS40-05			BAS40-05W								1PS75SB45					
						dual c.a.			BAS40-06			BAS40-06W													
						dual isolated								BAS40-07								BAS40-07V			
						quad c.c./c.c.												1PS88SB48			BAS40-05V				
						quad 2x series																			
200	30	300	10	30	10	single														1PS79SB31					
						single			BAT754																
						dual series			BAT754S																
						dual c.c.			BAT754C																
		dual c.a.			BAT754A																				
		triple isolated													BAT754L										
		single	BAS85	BAT85	BAT54		BAT54H	BAT54W		BAT54J	1PS76SB10		BAT54T	1PS79SB10	BAT54L										
	dual series			BAT54S			BAT54SW																		
	dual c.c.			BAT54C			BAT54CW																		
	dual c.a.			BAT54A			BAT54AW																		
	dual isolated										BAT74S		BAT74V												
	triple isolated												BAT54VV												
	quad c.c./c.c.												BAT54CV												
quad 2x series										BAT54XY															
500	200	30	10															RB521S30	RB521CS30L						
600	200	1	10															RB520S30	RB520CS30L						
40	300	10	15	30	single			BAT721							1PS76SB21										
					dual series			BAT721S																	
					dual c.c.			BAT721C																	
					dual c.a.			BAT721A																	
					360	10	0.5	25															1PS79SB30		
					420	30	0.5	25																	
50	450	10	5	40	single																				
					dual series																				
100	850	250	4	75	single																				
					dual series																				
250	100	850	250	4	75	single	BAS86	BAT86																	
						single																			
						single																			
						single																			



Low capacitance Schottky diodes

I _F max (mA)	V _R max (V)	V _F max (mV)	@ I _F (mA)	C _d max (pF)	@ V _R = 0 V	Package	SOT23	SOT323 (SC-70)	SOT363 (SC-88)	SOD323 (SC-76)	SOT666	SOD523 (SC-79)	SOD882
Size (mm)	2.9 x 1.3 x 1.0	2.0 x 1.25 x 0.95	2.0 x 1.25 x 0.95	1.7 x 1.25 x 0.95	1.6 x 1.2 x 0.55	1.2 x 0.8 x 0.6	1.0 x 0.6 x 0.5						
P _{tot} (mW)	250	250	300	400	300	500	250						
30	4	450	1	1	single					1PS76SB17		1PS79SB17	
					triple isolated					1PS66SB17			
					dual series	PMBD353 PMBD354 ¹⁾							
	15	340	1	1	single			1PS70SB82		1PS88SB82		1PS66SB82	1PS10SB82
					triple isolated								
					dual series			1PS70SB84					
							1PS70SB85						
							1PS70SB86						

¹⁾ Diodes have matched capacitance

Medium power low V_F Schottky rectifiers single ≥ 200 mA

types in **bold** represent new products

I_F max (A)	V_R max (V)	V_F max (mV) @ I_F max	I_R max (mA) @ V_R max	Package	SOD128	SOT457 (SC-74)	SOT23	SOD123W	SOD123F		SOT1061	SOT323 (SC-70)	SOD323F (SC-90)	SOD323 (SC-76)	SOT666	SOD523 (SC-79)	SOD882	SOD882D	
				Size (mm)	3.8 x 2.5 x 1.0	2.9 x 1.5 x 1.0	2.9 x 1.3 x 1.0	2.6 x 1.7 x 1.0	2.6 x 1.6 x 1.1	2.0 x 2.0 x 0.65	2.0 x 1.25 x 0.95	1.7 x 1.25 x 0.7	1.7 x 1.25 x 0.95	1.6 x 1.2 x 0.55	1.2 x 0.8 x 0.6	1.0 x 0.6 x 0.5	1.0 x 0.6 x 0.37		
				P_{tot} (mW) @ 1 cm ²	1050	540	420	950	830	1000	250	830	570	570	450	250	250		
				Optimization															
0.2	30	480	0.04	low V_F									PMEG3002EJ			PMEG3002AEB	PMEG3002AEL	PMEG3002AELD	
	40	600	0.01	low I_R									PMEG4002EJ			PMEG4002EB	PMEG4002EL	PMEG4002ELD	
	60	600	0.1	low V_F									PMEG6002EJ			PMEG6002EB			
0.5	20	390	0.2	low V_F			PMEG2005ET		PMEG2005EH				PMEG2005EJ	PMEG2005AEA	PMEG2005AEV				
		440	1.5	low V_F													PMEG2005AEL	PMEG2005AELD	
		480	0.01	low I_R													PMEG2005EB		
	30	500	0.03	low I_R													PMEG2005SEL	PMEG2005ELD	
		430	0.15	low V_F			PMEG3005ET		PMEG3005EH					PMEG3005EJ	PMEG3005AEA	PMEG3005AEV			
	500	0.5	low V_F														PMEG3005EB	PMEG3005EL	PMEG3005ELD
40	470	0.1	low V_F			PMEG4005ET		PMEG4005EH					PMEG4005EJ	PMEG4005AEA	PMEG4005AEV				
	550	0.1	low V_F				BAT720				1PS70SB20								
	340	1	low V_F					PMEG2010ER											
1.0	20	375	1.9	low V_F							PMEG2010EPA								
		430	0.2	low V_F			PMEG2010AET		PMEG2010AEH										
		450	0.05	low I_R					PMEG2010BER										
		500	0.2	low V_F			PMEG2010ET		PMEG2010EH					PMEG2010EJ	PMEG2010BEA	PMEG2010BEV			
		550	0.07	low I_R										PMEG2010AEJ	PMEG2010EA BAT760	PMEG2010EV BAT960			
		620	1.5	low V_F														PMEG2010AEB	
	30	450	1.0	low V_F			1PS74SB23												
		360	1.5	low V_F		PMEG3010EP			PMEG3010ER										
		450	0.05	low I_R		PMEG3010BEP			PMEG3010BER										
		520	0.05	low I_R						PMEG3010CEH				PMEG3010CEJ					
		560	0.15	low V_F				PMEG3010ET		PMEG3010EH				PMEG3010EJ	PMEG3010BEA	PMEG3010BEV			
		680	0.5	low V_F														PMEG3010EB	
	40	490	0.05	low V_F		PMEG4010EP			PMEG4010ER										
		640	0.1	low V_F				PMEG4010ET		PMEG4010EH				PMEG4010EJ	PMEG4010BEA	PMEG4010BEV			
		570	0.05	low I_R						PMEG4010CEH				PMEG4010CEJ					
530		0.06	low V_F		PMEG6010EP			PMEG6010ER											
60	650	0.35	low V_F			PMEG6010AED													
	660	0.05	low I_R						PMEG6010CEH				PMEG6010CEJ						
	20	660	0.07	low I_R					PMEG2015EH				PMEG2015EJ	PMEG2015EA	PMEG2015EV				
30	550	1.0	low V_F					PMEG3015EH				PMEG3015EJ		PMEG3015EV					
2.0	10	460	3.0	low V_F					PMEG1020EH				PMEG1020EJ	PMEG1020EA	PMEG1020EV				
	20	420	1.9	low V_F								PMEG2020EPA							
		525	0.2	low V_F						PMEG2020EH				PMEG2020EJ	PMEG2020AEA				
	30	360	3.0	low V_F		PMEG3020EP													
		420	1.5	low V_F		PMEG3020CEP				PMEG3020ER									
		450	0.1	low I_R		PMEG3020BEP													
		470	2.5	low V_F										PMEG3020EPA					
		520	0.05	low I_R		PMEG3020DEP				PMEG3020BER									
	40	620	1.0	low V_F						PMEG3020EH						PMEG3020EJ			
		490	0.1	low V_F		PMEG4020EP				PMEG4020ER									
535		0.1	low V_F										PMEG4020EPA						
575		0.25	low V_F		PMEG6020EP				PMEG6020ER										
60	530	0.15	low V_F									PMEG6020EPA							
3.0	10	530	3.0	low V_F					PMEG1030EH						PMEG1030EJ				
	30	360	5.0	low V_F		PMEG3030EP													
		450	0.15	low I_R		PMEG3030BEP													
	40	490	0.2	low V_F		PMEG4030EP													
	540	0.1	low I_R						PMEG4030ER										
60	530	0.2	low V_F		PMEG6030EP														
5.0	30	360	8.0	low V_F		PMEG3050EP													
	40	490	0.3	low V_F		PMEG4050EP													

In the Spotlight

Low V_F (MEGA) Schottky rectifiers in new leadless SOD882D

- Ultra low package height of only 0.37 mm typ
- Tin-plated solderable side pads
- Ultra small dimensions 1.0 x 0.6 mm
- Portfolio of five low V_F (MEGA) Schottky diodes (I_F up to 0.5 A)
- AEC-Q101 qualified

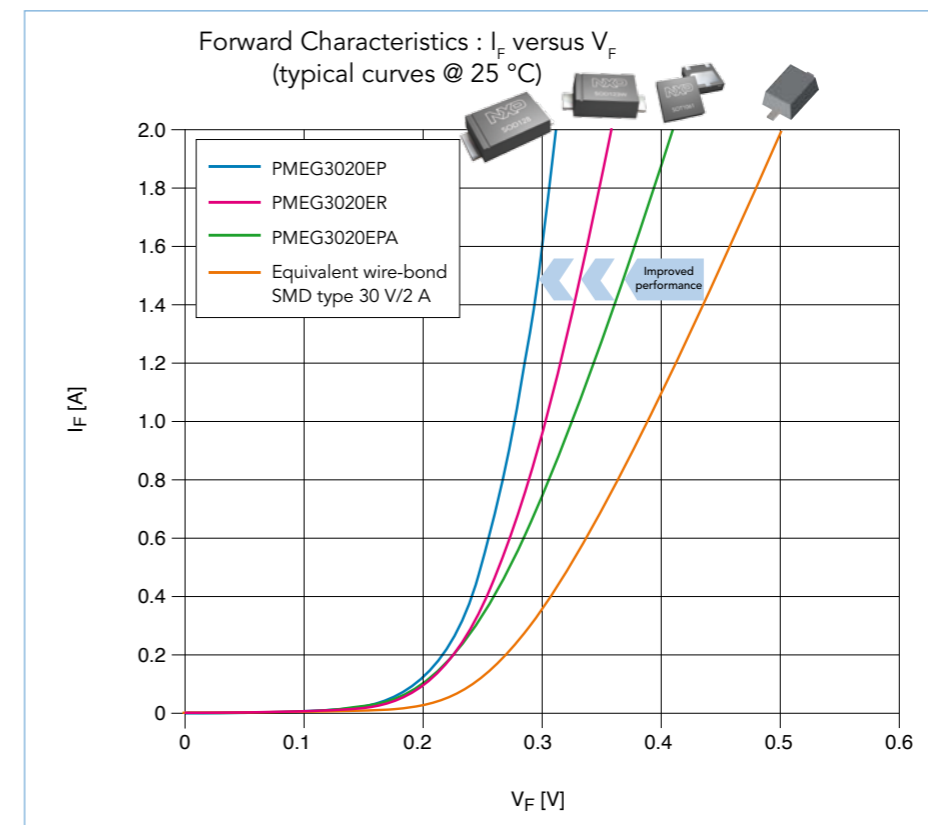


Medium power low V_F Schottky rectifiers dual ≥ 200 mA

types in **bold** represent new products

I_F max (A)	V_F max (V)	V_F max (mV) @ I_F max	I_R max (mA) @ V_R max	Optimization	Package	SOT223 (SC-73)	SOT23	SOT1061	SOT666
						Size (mm)	6.5 x 3.5 x 1.65	2.9 x 1.3 x 1.0	2.0 x 2.0 x 0.65
0.2	30	480	0.03	low V_F	dual isolated				PMEG3002TV
	60	600	0.1	low V_F					PMEG6002TV
0.5	20	390	0.2	low V_F	dual c.c.		PMEG2005CT		
	30	430	0.15	low V_F			PMEG3005CT		
	40	470	0.1	low V_F			PMEG4005CT		
1.0	25	450	1.0	low V_F	dual series	BAT120S			
				low V_F	dual c.c.	BAT120C			
				low V_F	dual c.a.	BAT120A			
	40	500	0.05	low V_F	dual c.c.			PMEG4010CPA	
				low V_F	dual c.c.			PMEG6010CPA	
				low V_F	dual series	BAT160S			
60	650	0.35	low V_F	dual c.c.	BAT160C				
			low V_F	dual c.a.	BAT160A				
			low V_F	dual c.c.					
2.0	20	420	1.0	low V_F	dual c.c.			PMEG2020CPA	
	30	440	2.0	low V_F	dual c.c.			PMEG3020CPA	

Improved forward characteristics of (MEGA)¹ Schottky rectifiers in new packages



¹ Maximum Efficiency General Application

In the Spotlight

Medium power single and dual Schottky rectifiers in SOT1061

- Small (2 x 2 x 0.65 mm) leadless medium power package SOT1061
- Exposed heat sink for excellent thermal and electrical performance ($P_{tot} > 1$ W)
- High forward-current capability (I_F up to 2 A) with low forward voltage drop
- High reverse voltage (V_F up to 60 V)

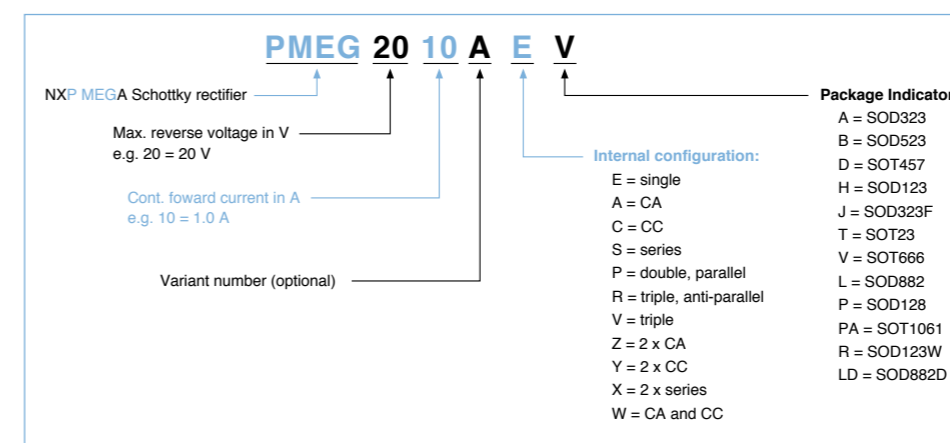
AEC-Q101 qualified

In the Spotlight

3 and 5 A low V_F (MEGA) Schottky rectifiers in SOD123W and SOD128

- Small FlatPower packages SOD123W/128, only 1 mm high
- Very low forward voltage drop V_F down to 340 mV
- Low reverse current I_R down to 0.05 mA
- High power capability due to clip-bonding technology and optimized die design
- AEC-Q101 qualified

Nomenclature of low V_F (MEGA) Schottky rectifiers



General purpose Zener diodes

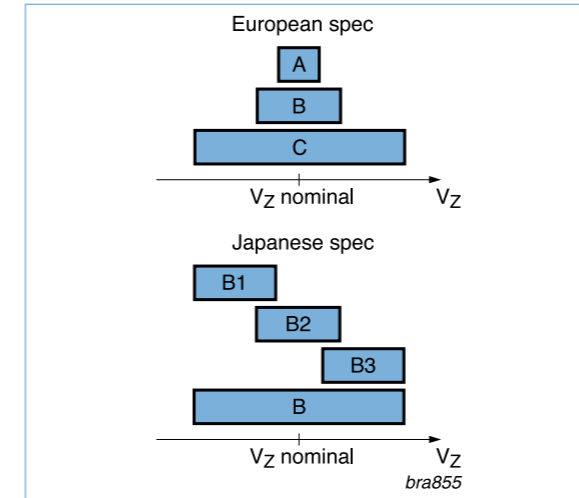
types in **bold** represent new products

I_F max (mA)	P_{ZSM} (W)	V_Z nom (V)	V_Z tolerance	Note	Configuration	Series	Package	Size (mm)	P_{tot} (mW)
500	-	3.3~24	C	Eur	single	1N47xxA series	SOD66 (DO-41)	4.8 x 2.6 x 0.81	1000
	60	3.6~75				BZX85 series			
250	-	2.4~36	about 2%	special	single	NZX series	SOD27 (DO-35)	4.25 x 1.85 x 0.56	400
	40	2.4~75	B, C	Eur		BZX79 series			
400	40	2.4~75	C	Eur	single	BZX90 series	SOT223 (SC-73)	6.5 x 3.5 x 1.65	1500
250	40	2.4~75	C	Eur	single	BZX49 series	SOT89 (SC-62)	4.5 x 2.5 x 1.5	1000
250	40	2.4~75	B, C	Eur	single	BZX55 series	SOD80C (MiniMelf)	3.5 x 1.5 x 1.5	300
200	40	2.4~75	B, C	Eur	dual c.a.	BZB84 series	SOT23	2.9 x 1.3 x 1.0	250
			A, B, C		single	BZX84 series			
250	30	5~6.8	0.2 V	Ave	single	PLVA600A series		2.9 x 1.3 x 1.0	250
			0.2 V	Ave	dual c.a.	PLVA2600A series			
250	-	3.0~30	about 2.5%	special	single	NZH series	SOD123F	2.6 x 1.6 x 1.1	830
	40	2.4~75	B, C	Eur		BZT52H series			
200	40	2.7~24	B2	Jap	dual isolated	PZUxDB2 series	SOT353 (SC-88A)	2.0 x 1.25 x 0.95	300
200	40	2.4~15	C	Eur	dual c.a.	BZB784 series	SOT323 (SC-70)	2.0 x 1.25 x 0.95	350
200	30	100	C	Eur	back-to-back	BZB100A	SOD323 (SC-76)	1.7 x 1.25 x 0.95	300
						PDZ-B series			
250	40	2.4~75	B, C	Eur	single	BZX384 series		1.7 x 1.25 x 0.7	550
200	40	2.4~36	B, B1, B2, B3	Jap	PZUxBA series				
200	60	100	C	Eur	single	BZX100A	SOD323F (SC-90)	1.7 x 1.25 x 0.7	550
200	40	2.4~36	B, B1, B2, B3	Jap	PZUxB series				
250	40	2.4~75	B, C	Eur	single	BZX84J series		1.7 x 1.25 x 0.7	500
200	40	2.4~15	C	Eur	dual c.a.	BZB984 series	SOT663		
200	40	2.4~75	B, C	Eur	single	BZX585 series	SOD523 (SC-79)	1.2 x 0.8 x 0.6	300
200	40	2.4~75	B, C	Eur	single	BZX884 series	SOD882	1.0 x 0.6 x 0.5	250
		2.4~36	B, B2	Jap		PZUxBL series			
250	180	5.6	C	Eur	single	TDZ5V6J	SOD323F	1.7 x 1.25 x 0.7	500

Notes:
 Jap: B selection: app. 5% V_Z tolerance, B1, B2, B3 selections: app. 2% V_Z tolerance in sequential intervals
 Eur: A selection: app. 1% V_Z tolerance, B selection: app. 2% V_Z tolerance, C selection: app. 5% V_Z tolerance; the selections are in overlapping intervals
 Ave: low voltage avalanche regulator diodes
 dual c.a.: dual common anode

Zener diodes specifications

Differences in Zener specifications



Japanese spec (PZU, PDZ)

y =	B-series ± 5%	B1-series ± 2%	B2-series ± 2%	B3-series ± 2%
	V_Z (V)	V_Z (V)	V_Z (V)	V_Z (V)
PZU2.4y	2.3 - 2.6	-	-	-
PZU2.7y	2.5 - 2.9	2.5 - 2.75	2.65 - 2.9	-
PZU3.0y	2.8 - 3.2	2.8 - 3.05	2.95 - 3.2	-
PZU3.3y	3.1 - 3.5	3.1 - 3.35	3.25 - 3.5	-
PZU3.6y	3.4 - 3.8	3.4 - 3.65	3.55 - 3.8	-
PZU3.9y	3.7 - 4.1	3.7 - 3.97	3.87 - 4.1	-
PZU4.3y	4.01 - 4.48	4.01 - 4.21	4.15 - 4.34	4.28 - 4.48
PZU4.7y	4.42 - 4.9	4.42 - 4.61	4.55 - 4.75	4.69 - 4.9
PZU5.1y	4.84 - 5.37	4.84 - 5.04	4.98 - 5.2	5.14 - 5.37
PZU5.6y	5.31 - 5.92	5.31 - 5.55	5.49 - 5.73	5.67 - 5.92
PZU6.2y	5.86 - 6.53	5.86 - 6.12	6.06 - 6.33	6.26 - 6.53
PZU6.8y	6.47 - 7.14	6.47 - 6.73	6.65 - 6.93	6.86 - 7.14
PZU7.5y	7.06 - 7.84	7.06 - 7.36	7.28 - 7.6	7.52 - 7.84
PZU8.2y	7.76 - 8.64	7.76 - 8.1	8.02 - 8.36	8.28 - 8.64
PZU9.1y	8.56 - 9.55	8.56 - 8.93	8.85 - 9.23	9.15 - 9.55
PZU10y	9.45 - 10.55	9.45 - 9.87	9.77 - 10.21	10.11 - 10.55
PZU11y	10.44 - 11.56	10.44 - 10.88	10.76 - 11.22	11.1 - 11.56
PZU12y	11.42 - 12.6	11.42 - 11.9	11.74 - 12.24	12.08 - 12.6
PZU13y	12.47 - 13.96	12.47 - 13.03	12.91 - 13.49	13.37 - 13.96
PZU14y	-	-	13.7 - 14.3	-
PZU15y	13.84 - 15.52	13.84 - 14.46	14.34 - 14.98	14.85 - 15.52
PZU16y	15.37 - 17.09	15.37 - 16.01	15.85 - 16.51	16.35 - 17.09
PZU18y	16.94 - 19.03	16.94 - 17.7	17.56 - 18.35	18.21 - 19.03
PZU20y	18.86 - 21.08	18.86 - 19.7	19.52 - 20.39	20.21 - 21.08
PZU22y	20.88 - 23.17	20.88 - 21.77	21.54 - 22.47	22.23 - 23.17
PZU24y	22.93 - 25.57	22.93 - 23.96	23.72 - 24.78	24.54 - 25.57
PZU27y	25.1 - 28.9	-	-	-
PZU30y	28 - 32	-	-	-
PZU33y	31 - 35	-	-	-
PZU36y	34 - 38	-	-	-

European spec (BZX, BZB, BZC, 1N47)

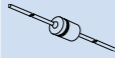
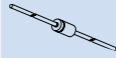
































y =	C-series ± 5%	B-series ± 2%	A-series ± 1%
	V_Z (V)	V_Z (V)	V_Z (V)
BZX84-y2V4	2.2 - 2.6	2.35 - 2.45	2.37 - 2.43
BZX84-y2V7	2.5 - 2.9	2.65 - 2.75	2.67 - 2.73
BZX84-y3V0	2.8 - 3.2	2.94 - 3.06	2.97 - 3.03
BZX84-y3V3	3.1 - 3.5	3.23 - 3.37	3.26 - 3.34
BZX84-y3V6	3.4 - 3.8	3.53 - 3.67	3.56 - 3.64
BZX84-y3V9	3.7 - 4.1	3.82 - 3.98	3.86 - 3.94
BZX84-y4V3	4 - 4.6	4.21 - 4.39	4.25 - 4.35
BZX84-y4V7	4.4 - 5	4.61 - 4.79	4.65 - 4.75
BZX84-y5V1	4.8 - 5.4	5 - 5.2	5.04 - 5.16
BZX84-y5V6	5.2 - 6	5.49 - 5.71	5.54 - 5.66
BZX84-y6V2	5.8 - 6.6	6.08 - 6.32	6.13 - 6.27
BZX84-y6V8	6.4 - 7.2	6.66 - 6.94	6.73 - 6.87
BZX84-y7V5	7 - 7.9	7.35 - 7.65	7.42 - 7.58
BZX84-y8V2	7.7 - 8.7	8.04 - 8.36	8.11 - 8.29
BZX84-y9V1	8.5 - 9.6	8.92 - 9.28	9 - 9.2
BZX84-y10	9.4 - 10.6	9.8 - 10.2	9.9 - 10.1
BZX84-y11	10.4 - 11.6	10.8 - 11.2	10.8 - 11.11
BZX84-y12	11.4 - 12.7	11.8 - 12.2	11.88 - 12.12
BZX84-y13	12.4 - 14.1	12.7 - 13.3	12.87 - 13.13
BZX84-y15	13.8 - 15.6	14.7 - 15.3	14.85 - 15.15
BZX84-y16	15.3 - 17.1	15.7 - 16.3	15.84 - 16.16
BZX84-y18	16.8 - 19.1	17.6 - 18.4	17.82 - 18.18
BZX84-y20	18.8 - 21.2	19.6 - 20.4	19.8 - 20.2
BZX84-y22	20.8 - 23.3	21.6 - 22.4	21.78 - 22.22
BZX84-y24	22.8 - 25.6	23.5 - 24.5	23.76 - 24.24
BZX84-y27	25.1 - 28.9	26.5 - 27.5	26.73 - 27.27
BZX84-y30	28 - 32	29.4 - 30.6	29.70 - 30.30
BZX84-y33	31 - 35	32.3 - 33.7	32.67 - 33.33
BZX84-y36	34 - 38	35.3 - 36.7	35.64 - 36.36
BZX84-y39	37 - 41	38.2 - 39.8	38.61 - 39.39
BZX84-y43	40 - 46	42.1 - 43.9	42.57 - 43.43
BZX84-y47	44 - 50	46.1 - 47.9	-
BZX84-y51	48 - 54	50 - 52	50.49 - 51.51
BZX84-y56	52 - 60	54.9 - 57.1	-
BZX84-y62	58 - 66	60.8 - 63.2	-
BZX84-y68	64 - 72	66.6 - 69.4	-
BZX84-y75	70 - 79	73.5 - 76.5	74.25 - 75.75

NZX-series in SOD27

	V_Z (V)	V_Z (V)	V_Z (V)	V_Z (V)	
NZX2V4A	2.3 - 2.5	NZX6V2D	6.1 - 6.4	NZX14B	13.5 - 14
NZX2V4B	2.4 - 2.6	NZX6V2E	6.3 - 6.6	NZX14C	13.8 - 14.3
NZX2V7A	2.5 - 2.7	NZX6V8A	6.4 - 6.7	NZX15A	14.1 - 14.7
NZX2V7B	2.6 - 2.8	NZX6V8B	6.6 - 6.9	NZX15B	14.5 - 15.1
NZX2V7C	2.7 - 2.9	NZX6V8C	6.7 - 7	NZX15C	14.9 - 15.5
NZX3V0A	2.8 - 3	NZX6V8D	6.9 - 7.2	NZX15X	14.35 - 15.09
NZX3V0B	2.9 - 3.1	NZX7V5A	7 - 7.3	NZX16A	15.3 - 15.9
NZX3V0C	3 - 3.2	NZX7V5B	7.2 - 7.6	NZX16B	15.7 - 16.5
NZX3V3A	3.1 - 3.3	NZX7V5C	7.3 - 7.7	NZX16C	16.3 - 17.1
NZX3V3B	3.2 - 3.4	NZX7V5D	7.5 - 7.9	NZX18A	16.9 - 17.7
NZX3V3C	3.3 - 3.5	NZX7V5X	7.07 - 7.45	NZX18B	17.5 - 18.3
NZX3V6A	3.4 - 3.6	NZX8V2A	7.7 - 8.1	NZX18C	18.1 - 19
NZX3V6B	3.5 - 3.7	NZX8V2B	7.9 - 8.3	NZX20A	18.8 - 19.7
NZX3V6C	3.6 - 3.8	NZX8V2C	8.1 - 8.5	NZX20B	19.5 - 20.4
NZX3V9A	3.7 - 3.9	NZX8V2D	8.3 - 8.7	NZX20C	20.2 - 21.2
NZX3V9B	3.8 - 4	NZX9V1A	8.5 - 8.9	NZX22A	20.9 - 21.9
NZX3V9C	3.9 - 4.1	NZX9V1B	8.7 - 9.1	NZX22B	21.6 - 22.6
NZX4V3A	4 - 4.2	NZX9V1C	8.9 - 9.3	NZX22C	22.3 - 23.3
NZX4V3B	4.1 - 4.3	NZX9V1D	9.1 - 9.5	NZX24A	22.9 - 24
NZX4V3C	4.2 - 4.4	NZX9V1E	9.3 - 9.7	NZX24B	23.6 - 24.7
NZX4V3D	4.3 - 4.5	NZX10A	9.5 - 9.9	NZX24C	24.3 - 25.5
NZX4V7A	4.4 - 4.6	NZX10B	9.7 - 10.1	NZX24X	22.61 - 23.77
NZX4V7B	4.5 - 4.7	NZX10C	9.9 - 10.3	NZX27A	25.2 - 26.6
NZX4V7C	4.6 - 4.8	NZX10D	10.2 - 10.6	NZX27B	26.2 - 27.6
NZX4V7D	4.7 - 4.9	NZX11A	10.4 - 10.8	NZX27C	27.2 - 28.6
NZX5V1A	4.8 - 5	NZX11B	10.7 - 11.1	NZX27X	26.99 - 28.39
NZX5V1B	4.9 - 5.1	NZX11C	10.9 - 11.3	NZX30A	28.2 - 29.6
NZX5V1C	5 - 5.2	NZX11D	11.1 - 11.6	NZX30B	29.2 - 30.6
NZX5V1D	5.1 - 5.3	NZX12A	11.4 - 11.9	NZX30C	30.2 - 31.6
NZX5V6A	5.2 - 5.5	NZX12B	11.6 - 12.1	NZX30X	29.02 - 30.51
NZX5V6B	5.3 - 5.6	NZX12C	11.9 - 12.4	NZX33A	31.2 - 32.6
NZX5V6C	5.4 - 5.7	NZX12D	12.2 - 12.7	NZX33B	32.2 - 33.6
NZX5V6D	5.5 - 5.8	NZX12X	11.44 - 12.03	NZX33C	33.2 - 34.5
NZX5V6E	5.6 - 5.9	NZX13A	12.4 - 12.9	NZX36A	34.2 - 35.7
NZX6V2A	5.7 - 6	NZX13B	12.6 - 13.1	NZX36B	35.3 - 36.8
NZX6V2B	5.8 - 6.1	NZX13C	12.9 - 13.4	NZX36C	36.4 - 38
NZX6V2C	6 - 6.3	NZX14A	13.2 - 13.7	NZX36X	35.36 - 37.19

General purpose switching diodes ≤ 100V

types in **bold** represent new products

V _R max (V)	V _F max (V)	I _F (mA)	I _R max (mA)	V _R (V)	t _{tr} max (ns)	Package	SOD27 (DO-35)	SOD68 (DO-34)	SOD80C (MiniMelf)	SOT23	SOT143B	SOD123F		SOT323 (SC-70)	SOT363 (SC-88)	SOD323 (SC-76)	SOD323F (SC-90)	SOT666	SOT416 (SC-75)	SOD523 (SC-79)	SOD882	SOT883 (SC-101)	SOD882D						
																													
							4.25 x 1.85 x 0.56	3.04 x 1.6 x 0.55	3.5 x 1.5 x 1.5	2.9 x 1.3 x 1.0	2.9 x 1.3 x 1.0	2.6 x 1.6 x 1.1		2.0 x 1.25 x 0.95	2.0 x 1.25 x 0.95	1.7 x 1.25 x 0.95	1.7 x 1.25 x 0.7	1.6 x 1.2 x 0.55	1.6 x 0.8 x 0.77	1.2 x 0.8 x 0.6	1.0 x 0.6 x 0.5	1.0 x 0.6 x 0.5	1.0 x 0.6 x 0.37						
P _{tot} (mW)							500	500	500	250	250	830		200	300	400	550	180	170	500	250	250	250						
50	1	50	100	50	4					BAL74																			
										BAV74																			
70	1	50	1000	70	4					BAL99																			
75	1	10	25	20	4			1N4531																					
		50	1000	75	4						BAS28																		
		100	5000	75	4				BAS32L																				
90	1	50	500	80	4					BAW56				BAW56W						BAW56T			BAW56M						
																		BAW56S											
																			BAW756S										
100	1	50	500	80	4		1N4148																						
													BAS16H					BAS316	BAS16J										
														BAS16					BAS16W						BAS16T				
																										BAS516	BAS16L		BAS16LD
																				BAS16VY					BAS16VW				
															BAV70					BAV70W						BAV70T			BAV70M
																					BAV70S								
															BAV99					BAV99W									
															BAV99S														

General purpose switching diodes > 100V

V_R max (V)	V_F max (V)	I_F (mA)	I_R max (nA)	t_{rr} max (ns)	Package	SOD27 (DO-35)	SOD80C (MiniMelf)	SOT457 (SC-74)	SOT23	SOT143B	SOD123F	SOT323 (SC-70)	SOT363 (SC-88)	SOD323 (SC-76)	SOD323F (SC-90)	SOD523 (SC-79)		
						Size (mm)	4.25 x 1.85 x 0.56	3.5 x 1.5 x 1.5	2.9 x 1.5 x 1.0	2.9 x 1.3 x 1.0	2.9 x 1.3 x 1.0	2.6 x 1.6 x 1.1	2.0 x 1.25 x 0.95	2.0 x 1.25 x 0.95	1.7 x 1.25 x 0.95	1.7 x 1.25 x 0.7	1.2 x 0.8 x 0.6	
						P_{tot} (mW)	500	300	500	250	250	830	350	300	400	550	500	
150	1	100	100	150	50		BAV20											
≥ 200	1	100	100	200	50		BAV21	BAV103			BAS21H			BAS321				
										BAS21		BAS21W						
											BAV23							
												BAV23A		BAS21AW				
												BAV23C						
												BAV23S		BAS21SW				
												BAS21VD						
																BAS21J	BAS521	
														BAS101				
														BAS101S				
300	1.1	100	150	250	50					BAW101								
																BAW101S		

Controlled avalanche switching diodes









V_R max (V)	V_F max (V)	I_F (mA)	I_R max (nA) @ V_R max	I_{FSM} max (A)	I_{FRM} max (mA)	C_d max (pF)	t_{rr} max (ns)	Package	SOT23	SOT143B	
									Size (mm)	2.9 x 1.3 x 1.0	2.9 x 1.3 x 1.0
									P_{tot} (mW)	250	250
60	1	200	100	9	600	2.5	6			BAS56	
90	1	200	100	10	600	35	50		BAS29		
									BAS31		
									BAS35		

Low leakage current switching diodes

V_R max (V)	V_F max (V)	I_F (mA)	I_R max (nA) @ V_R max	t_{rr} max (μs)	Package	SOD80C (MiniMelf)	SOD68 (DO-34)	SOT23	SOD123F	SOT323 (SC-70)	SOD323 (SC-76)	SOT416 (SC-75)	SOD523 (SC-79)	
						Size (mm)	3.5 x 1.5 x 1.5	3.04 x 1.6 x 0.55	2.9 x 1.3 x 1.0	2.6 x 1.6 x 1.1	2.0 x 1.25 x 0.95	1.7 x 1.25 x 0.95	1.6 x 0.8 x 0.77	1.2 x 0.8 x 0.6
						P_{tot} (mW)	300	500	250	830	250	400	170	500
75	1	10	5	3					BAS116H		BAS416		BAS716	
								BAS116			BAS116T			
								BAV199		BAV199W				
								BAW156						
								BAV170						
125	1	100	1	1.5 typ		BAS45AL	BAS45A							





Ultrafast recovery power diodes

types in **bold** represent new products

V_{RRM} (V)	I_{FAV} (A)	V_F (typ) @ 150C (V)	I_F (A)	t_r (typ) @ 25C (ns)	SOD59 (TO220AC)	SOD113 (2-pin SOT186A)	SOT78 (TO220AB)	SOT186A (isolated TO220AB)	SOT223	SOT226 (I ² PAK)	SOT404 (D ² PAK)	SOT428 (DPAK)
												
100	8	0.8	8	20	BYW29E-100							
	2 x 10	0.72	8	20			BYV32E-100					
150	2 x 0.75	0.5	0.5	10					BYV40E-150			
	8	0.8	8	20	BYW29E-150							
	2 x 10	0.72	8	20			BYV32E-150					
200	2 x 15	0.78	15	20			BYV42E-150					
	8	0.8	8	20	BYW29E-200	BYW29EX-200						BYW29ED-200
	2 x 5	0.8	5	15			BYQ28E-200	BYQ28X-200				BYQ28ED-200
	14	0.83	14	20	BYV79E-200							
	2 x 8	0.84	8	20			BYQ30E-200					
	2 x 10	0.72	8	20			BYV32E-200			BYV32G-200	BYV32EB-200	
300	2 x 15	0.78	15	20			BYV42E-200			BYV42G-200	BYV42EB-200	
	2 x 5	0.95	5	50			BYT28-300					
	9	0.9	8	50	BYV29-400							
400	2 x 10	0.87	10	50			BYV34-400					
	9	0.9	8	50	BYV29-500	BYV29X-500					BYV29B-500	
500	2 x 5	0.95	5	50			BYT28-500					
	15	0.9	15	50	BYT79-500							
	2 x 10	0.87	10	50			BYV34-500					
	2 x 15	0.95	15	50			BYV44-500					
600	5	0.97	5	50		BYV25X-600				BYV25G-600		BYV25D-600
	8	1.07	8	60	BYR29-600	BYR29X-600						
	9	0.97	8	50	BYV29-600	BYV29X-600				BYV29G-600	BYV29B-600	
	15	1	15	50	BYT79-600	BYT79X-600						
	2 x 10	0.92	10	50			BYV34-600	BYV34X-600		BYV34G-600		
	5	1.1	5	17.5		BYV25FX-600	BYV25F-600				BYV25FB-600	BYV25FD-600
	9	1.25	8	17.5		BYV29FX-600	BYV29F-600				BYV29FB-600	BYV29FD-600
800	2 x 10	1.3	10	20			BYV410-600	BYV410X-600				
	8	1.07	8	60	BYR29-800	BYR29X-800						

Hyperfast power diodes

types in **bold** represent new products

V_{RRM} (V)	I_{FAV} (A)	V_F (typ) @ 150C (V)	I_F (A)	t_r (typ) @ 25C (ns)	SOD59 (TO220AC)	SOD113 (2-pin SOT186A)	SOT78 (TO220AB)	SOT404 (D ² PAK)
								
600	5	1.4	5	19	BYC5-600	BYC5X-600		BYC5B-600
	8	1.4	8	19	BYC8-600	BYC8X-600		BYC8B-600
	8	1.4	8	19	BYC8D-600	BYC8DX-600		
	8	2	8	12.5		BYC58X-600		
	10	1.4	10	19	BYC10-600	BYC10X-600		BYC10B-600
	2 x 5	1.4	5	19			BYC10-600CT	
	15	1.4	15	19	BYC15-600	BYC15X-600		
	20	1.4	20	19	BYC20-600	BYC20X-600		




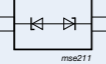
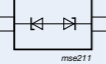
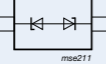
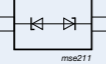


Protection and signal conditioning

Standard ESD protection devices	22
Low capacitance ESD protection devices	24
ESD protection for very high speed interfaces (< 2 pF)	28
Application specific ESD and ESD/EMI solutions	32
Audio interfaces	32
Video interfaces	32
Multichannel EMI filters, ESD protection for LCD and camera	36
SD-, SIM-card and MMC	42
Battery and charger protection	42
USB, SATA, LAN	43
Automotive LIN/CAN/FlexRay	47
TVS diodes	48
TVS diodes, 24 W / 40 W	48
TVS diodes, 400 W	48
TVS diodes, 600 W	49

Standard ESD protection devices

types in **bold** represent new products

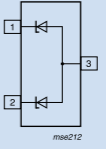
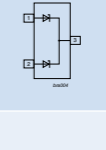
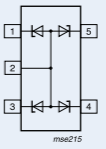
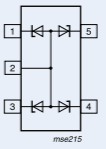
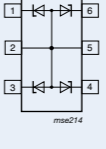
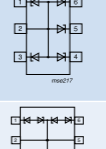
Number of protected lines		V _{RWM} (V)	C _{line} typ (pF)	C _{line} max (pF)	P _{pp} ^[1] max (W)	ESD rating ^[2] max (kV)	I _r max (μA) @ V _{RWM}	Configuration	Type	Package	Size (mm)							
Unidirectional	Bidirectional																	
1	0	3.3	207	300	150	30	2		PESD3V3S1UL	SOD882	1.0 x 0.6 x 0.5							
		5	152	200	150	30	1											
		12	38	75	150	30	0.05											
		15	32	70	150	30	0.05											
		24	23	50	150	23	0.05											
		24	23	50	150	23	0.05											
		5	152	200	150	30	1											
		12	38	75	150	30	0.05											
		15	32	70	150	30	0.05											
		24	23	50	150	23	0.05											
		3.3	207	300	330	30	2											
		5	152	200	260	30	1											
		12	38	75	180	30	0.05											
		15	32	70	160	30	0.05											
		24	23	50	160	23	0.05											
		5	480	530	890	30	4											
		12	160	180	600	30	0.1											
		24	23	50	160	23	0.05											
	0	1	5	480	530	890	30	4		PESD5V0S1UA	SOD323 (SC-76)	1.7 x 1.25 x 0.95						
			PESD12VS1UA	SOD323 (SC-76)														
			PESD24VS1UA	SOD323 (SC-76)														
			0	1	5	480	530	890		30	4		PESD5V0S1UJ	SOD323F (SC-90)	1.7 x 1.25 x 0.7			
					PESD12VS1UJ	SOD323F (SC-90)												
					PESD24VS1UJ	SOD323F (SC-90)												
					0	1	2.5	229		300	260		30	6		PESD5Z2.5	SOD523 (SC-79)	1.2 x 0.8 x 0.6
							3.3	172		200	260		30	0.05				
							5	89		150	180		30	0.05				
							6	78		150	180		30	0.01				
							7	69		150	180		30	0.01				
							12	35		75	200		30	0.01				
0	1	5					68	75	150	30	1			PESD9X5.0L		SOD882	1.0 x 0.6 x 0.5	
		PESD9X7.0L					SOD882											
		PESD5V0S1BL					SOD882											
		0	1	5			35	45	130	30	0.1			PESD5V0S1BLD		SOD882D	1.0 x 0.6 x 0.37	
				PESD5V0S1BB			SOD523 (SC-79)											
				PESD5V0S1BA			SOD323 (SC-76)											
				0	1	5	35	45	130	30	0.1				PESD5V0S1BSF	SOD962	0.6 x 0.3 x 0.3	

^[1] 8/20 μs surge pulse acc. to IEC 61000-4-5

^[2] acc. to IEC 61000-4-2 (contact discharge)

Standard ESD protection devices

types in **bold** represent new products





















Number of protected lines		V _{RWM} (V)	C _{line} typ (pF)	C _{line} max (pF)	P _{pp} ^[1] max (W)	ESD rating ^[2] max (kV)	I _r max (μA) @ V _{RWM}	Configuration	Type	Package	Size (mm)							
Unidirectional	Bidirectional																	
2	1	3.3	200	275	150	23	3		PESD3V3S2UQ	SOT663	1.6 x 1.2 x 0.55							
		5	150	215	150	30	0.3											
		12	38	100	150	30	0.03											
		15	32	70	150	30	0.05											
		24	23	50	150	23	0.05											
		24	23	50	150	23	0.05											
		3.3	207	300	330	30	2											
		5.2	152	200	260	30	1											
		12	38	75	180	30	1											
		15	32	70	160	30	1											
		24	23	50	160	23	1											
		36	17	35	160	30	1 (@ 30 V)											
	2	1	3.3	207	300	330	30	2		PESD3V3S2UT	SOT23	2.9 x 1.3 x 1.0						
			5	152	200	260	30	1										
			12	38	75	180	30	0.05										
			15	32	70	160	30	0.05										
			24	23	50	160	23	0.05										
			24	23	50	160	23	0.05										
			4	3	5.5	45	60	-		15	0.1		IP4342CX5/LF	CSP5, staggered compressed	1.06 x 0.76 x 0.61			
					IP4042CX5/LF	CSP5, staggered compressed	1.28 x 0.91 x 0.65											
					4	3	5.5	30		40	-		15	0.1		PESD3V3S4UF	SOT886 (XSON6)	1.45 x 1.0 x 0.5
							PESD5V0S4UF	SOT886 (XSON6)										
							BZA956A	SOT665		1.6 x 1.2 x 0.55								
							BZA962A	SOT665										
BZA968A	SOT665																	
BZA856A	SOT353 (SC-88A)	2.0 x 1.25 x 0.95																
BZA856AL	SOT353 (SC-88A)																	
BZA862A	SOT353 (SC-88A)																	
BZA862AL	SOT353 (SC-88A)																	
BZA868A	SOT353 (SC-88A)																	
BZA868AL	SOT353 (SC-88A)																	
5	4	3		107			125	-	8	1		BZA456A	SOT457 (SC-74)	2.9 x 1.5 x 1.0				
		4		90	105	-	8	0.5										
		4.3		78	90	-	8	0.1										
		3		200	240	-	8	2										
		3		107	125	-	8	1										
		4		165	200	-	8	0.7										
		4		90	105	-	8	0.5										
		4.3		145	180	-	8	0.2										
		4.3		78	90	-	8	0.1										
		15		37	50	-	8	0.1										
		3		200	240	-	8	2										
		4	165	200	-	15	0.7											
0	4	14	37	48	-	8	0.075		BZA418A	SOT163 (SO20)	12.8 x 7.5 x 2.65							
		15	37	48	-	8	0.1											
		3.3	215	300	200	30	0.8											
		5	165	220	200	30	0.2											
		12	73	100	200	30	0.015											
		15	60	90	200	30	0.015											
		24	40	70	200	23	0.015											
		3.3	215	300	200	30	0.8											
		5	165	220	200	30	0.2											
		12	73	100	200	30	0.015											
		15	60	90	200	30	0.015											
		24	45	70	200	23	0.015											

^[1] 8/20 μs surge pulse acc. to IEC 61000-4-5

^[2] acc. to IEC 61000-4-2 (contact discharge)

Low capacitance ESD protection devices

types in **bold** represent new products











Number of protected lines		V _{RWM} (V)	C _{line} typ (pF)	C _{line} max (pF)	P _{pp} ^[1] max (W)	ESD rating ^[2] max (kV)	I _r max (μA) @ V _{RWM}	Configuration	Type	Package	Size (mm)			
Unidirectional	Bidirectional													
1	0	3.3	34	40	45	30	0.3		PESD3V3L1UL	SOD882	1.0 x 0.6 x 0.5			
		5	25	30	42	26	0.1		PESD5V0L1UL					
		5	25	30	42	26	0.1		PESD5V0L1ULD	SOD882D		1.0 x 0.6 x 0.37		
		3.3	34	40	45	30	0.3		PESD3V3L1UB	SOD523 (SC-79)		1.2 x 0.8 x 0.6		
		5	25	30	42	26	0.1		PESD5V0L1UB		1.7 x 1.25 x 0.95			
		3.3	34	40	45	30	0.3		PESD3V3L1UA	SOD323 (SC-76)				
		5	25	30	42	26	0.1		PESD5V0L1UA					
		3.3	2.6	3.1	-	9	0.1 (@ 3 V)		PESD3V3U1UL	SOD882		1.0 x 0.6 x 0.5		
		5	2	2.6	-	9	0.1		PESD5V0U1UL		1.2 x 0.8 x 0.6			
		3.3	2.6	3.1	-	9	0.1 (@ 3 V)		PESD3V3U1UB	SOD523 (SC-79)				
		5	2	2.6	-	9	0.1		PESD5V0U1UB					
		3.3	2.6	3.1	-	9	0.1 (@ 3 V)		PESD3V3U1UA	SOD323 (SC-76)	1.7 x 1.25 x 0.95			
		5	2	2.6	-	9	0.1		PESD5V0U1UA					
		0	1	3.3	101	-	500		30	2		PESD3V3L1BA	SOD323 (SC-76)	1.7 x 1.25 x 0.95
				5	75	-	500		30	1		PESD5V0L1BA		
				12	19	-	200		30	0.05		PESD12VL1BA		
15	16			-	200	30	0.05	PESD15VL1BA						
24	11			-	200	23	0.05	PESD24VL1BA						
5.5	12			15.4	35	30	0.1	PESD5V0L1BSF	SOD962			0.6 x 0.3 x 0.3		
5	11			13	45	30	0.01	PESD5V0V1BL	SOD882			1.0 x 0.6 x 0.5		
5	11			13	45	30	0.01	PESD5V0V1BLD	SOD882D			1.0 x 0.6 x 0.37		
5	11			13	45	30	0.01	PESD5V0V1BB	SOD523 (SC-79)			1.2 x 0.8 x 0.6		
5	11			13	45	30	0.01	PESD5V0V1BA	SOD323 (SC-76)			1.7 x 1.25 x 0.95		
5.5	3.5			4.5	8	15	0.1	PESD5V0V1BSF	SOD962			0.6 x 0.3 x 0.3		
15	8			10	-	15	0.1	IP4302CX2/A	CSP2			0.7 x 0.52 x 0.40		

^[1] 8/20 μs surge pulse acc. to IEC 61000-4-5

^[2] acc. to IEC 61000-4-2 (contact discharge)

Low capacitance ESD protection devices

types in **bold** represent new products

Number of protected lines		V _{RWM} (V)	C _{line} typ (pF)	C _{line} max (pF)	P _{pp} ^[1] max (W)	ESD rating ^[2] max (kV)	I _r max (μA) @ V _{RWM}	Configuration	Type	Package	Size (mm)	
Unidirectional	Bidirectional											
0	1	5	2.9	3.5	-	10	0.1		PESD5V0U1BL	SOD882	1.0 x 0.6 x 0.5	
		5	2.9	3.5	-	10	0.1		PESD5V0U1BLD	SOD882D		1.0 x 0.6 x 0.37
		5	2.9	3.5	-	10	0.1		PESD5V0U1BB	SOD523 (SC-79)		1.2 x 0.8 x 0.6
		5	2.9	3.5	-	10	0.1		PESD5V0U1BA	SOD323 (SC-76)		1.7 x 1.25 x 0.95
		3.3	22	28	30	15	0.3		PESD3V3L2UM	SOT883 (SC-101)		1.0 x 0.6 x 0.5
2	1	5	16	19	30	15	0.025		PESD5V0L2UM	SOT323 (SC-70)	2.0 x 1.25 x 0.95	
		5	38	46	70	30	0.09 (@ 4 V)		PESD5V0L2UU			
		6	34	40	60	30	0.018 (@ 4.3 V)		PESD6V0L2UU			
		3.3	101	-	350	30	2		PESD3V3L2BT	SOT23	2.9 x 1.3 x 1.0	
5	75	-	350	30	1	PESD5V0L2BT						
12	19	-	200	30	0.05	PESD12VL2BT						
15	16	-	200	30	0.05	PESD15VL2BT						
24	11	-	200	23	0.05	PESD24VL2BT						
0	2	5	35	45	130	30	0.1		PESD5V0S2BT	SOT883 (SC-101)	1.0 x 0.6 x 0.5	
		5	2.9	3.5	-	10	0.1		PESD5V0U2BT			
		5	2.9	3.5	-	10	0.1		PESD5V0U2BM			
		15	13	15	-	15	0.1		IP4303CX4/P	CSP4		0.76 x 0.76 x 0.40


^[1] 8/20 μs surge pulse acc. to IEC 61000-4-5

^[2] acc. to IEC 61000-4-2 (contact discharge)

In the Spotlight

New innovative ultra-small package SOD882D

- Ultra-low package height of only 0.37 mm typ.
- Tin plated solderable side pads
- Fully compatible with standard 0402 inch / 1006 mm packages
- AEC-Q101 qualified
- Portfolio of 10 ESD diodes covering all applications and segments



Low capacitance ESD protection devices

types in **bold** represent new products

Number of protected lines		V _{RWM} (V)	C _{line typ} (pF)	C _{line max} (pF)	P _{pp} ^[1] max (W)	ESD rating ^[2] max (kV)	I _R max (μA) @ V _{RWM}	Configuration	Type	Package	Size (mm)		
Unidirectional	Bidirectional												
3	0	5.5	3	4	-	15	0.1	-	IP4059CX5/LF	CSP5, staggered compressed	1.34 x 0.96 x 0.65		
4	3	3.3	22	28	30	20	0.3		PESD3V3L4UF	SOT886 (XSON6)	1.45 x 1.0 x 0.5		
		5	16	19	30	20	0.025		PESD5V0L4UF	SOT886 (XSON6)	1.45 x 1.0 x 0.5		
		3.3	22	28	30	20	0.3		PESD3V3L4UW	SOT665	1.6 x 1.2 x 0.55		
		5	16	19	30	20	0.025		PESD5V0L4UW	SOT665	1.6 x 1.2 x 0.55		
		3.3	22	28	30	20	0.3		PESD3V3L4UG	SOT353 (SC-88A)	2.0 x 1.25 x 0.95		
		5	16	19	30	20	0.025	PESD5V0L4UG	SOT353 (SC-88A)	2.0 x 1.25 x 0.95			
		3.3	13	17	25	10	1		PESD3V3V4UW	SOT891 (XSON6)	1.0 x 1.0 x 0.5		
		5	12	15	25	15	0.3		PESD5V0V4UW	SOT891 (XSON6)	1.0 x 1.0 x 0.5		
		9	6.5	10	28	8	0.1		PESD9V0V4UW	SOT891 (XSON6)	1.0 x 1.0 x 0.5		
		3.3	15	18	16	12	0.3		PESD3V3V4UF	SOT886 (XSON6)	1.45 x 1.0 x 0.5		
		5	12	15	16	12	0.025		PESD5V0V4UF	SOT886 (XSON6)	1.45 x 1.0 x 0.5		
		3.3	15	18	16	12	0.3		PESD3V3V4UW	SOT665	1.6 x 1.2 x 0.55		
		5	12	15	16	12	0.025	PESD5V0V4UW	SOT665	1.6 x 1.2 x 0.55			
		3.3	15	18	16	12	0.3		PESD3V3V4UG	SOT353 (SC-88A)	2.0 x 1.25 x 0.95		
		5	12	15	16	12	0.025		PESD5V0V4UG	SOT353 (SC-88A)	2.0 x 1.25 x 0.95		
		5.5	18	20	-	15	0.1		-	IP4142CX5/LF	5 ball CSP, staggered compressed	1.28 x 0.91 x 0.65	
		0	4	5.5	18	20	-	15	0.1		IP4343CX5/LF	5 ball CSP	1.06 x 0.76 x 0.61
				5.5	18	20	-	15	0.1		IP4043CX5/LF	5 ball CSP	1.12 x 1.12 x 0.65

^[1] 8/20 μs surge pulse acc. to IEC 61000-4-5

^[2] acc. to IEC 61000-4-2 (contact discharge)

Low capacitance ESD protection devices

Number of protected lines		V _{RWM} (V)	C _{line typ} (pF)	C _{line max} (pF)	P _{pp} ^[1] max (W)	ESD rating ^[2] max (kV)	I _R max (μA) @ V _{RWM}	Configuration	Type	Package	Size (mm)
Unidirectional	Bidirectional										
0	4	5	2.9	3.5	-	10	0.1		PESD5V0U4BF	SOT886 (XSON6)	1.45 x 1.0 x 0.5
5	4	5	2.9	3.5	-	10	0.1		PESD5V0U4BW	SOT665	1.6 x 1.2 x 0.55
		3.3	20	24	28	15	2		PESD3V3L5UW	SOT891 (XSON6)	1.0 x 1.0 x 0.5
		5	18.5	22	30	20	0.5		PESD5V0L5UW	SOT891 (XSON6)	1.0 x 1.0 x 0.5
		3.3	22	28	25	20	0.3		PESD3V3L5UF	SOT886 (XSON6)	1.45 x 1.0 x 0.5
		5	16	19	25	20	0.025	PESD5V0L5UF	SOT886 (XSON6)	1.45 x 1.0 x 0.5	
		3.3	22	28	25	20	0.3		PESD3V3L5UV	SOT666	1.6 x 1.2 x 0.55
		5	16	19	25	20	0.025		PESD5V0L5UV	SOT666	1.6 x 1.2 x 0.55
		3.3	22	28	25	20	0.3		PESD3V3L5UY	SOT363 (SC-88)	2.0 x 1.25 x 0.95
		5	16	19	25	20	0.025	PESD5V0L5UY	SOT363 (SC-88)	2.0 x 1.25 x 0.95	
		0	5	5	2.9	3.5	-	10	0.1		PESD5V0U5BF
5	2.9			3.5	-	10	0.1	PESD5V0U5BV	SOT666		1.6 x 1.2 x 0.55
6	5	5	16	19	35	20	0.025		PESD5V0L6US	SOT96 (SO8)	4.9 x 3.9 x 1.75
0	7	5	8	10	35	10	0.025		PESD5V0L7BS	SOT96 (SO8)	4.9 x 3.9 x 1.75

^[1] 8/20 μs surge pulse acc. to IEC 61000-4-5

^[2] acc. to IEC 61000-4-2 (contact discharge)

ESD protection for very high-speed interfaces (< 2 pF)

types in **bold** represent new products

Number of protected lines		V _{RWM} (V)	C _{line} typ (pF)	C _{line} max (pF)	ESD rating ⁽¹⁾ max (kV)	Configuration	Type	Package	Size (mm)		
Unidirectional	Bidirectional										
1	0	5	1.55	1.75	15		PESD5V0X1ULD	SOD882D	1.0 x 0.6 x 0.37		
		5	0.95	1.15	8		PESD5V0X1UALD	SOD523 (SC-79)			
		5	0.95	1.15	8		PESD5V0X1UB				
		5	1.55	1.75	15		PESD5V0X1UAB				
		16	0.83	0.98	8	PESD16VX1UL	SOD882	1.0 x 0.6 x 0.5			
		5.5	1	1.5	8	PRTR5V0U1T	SOT23	2.9 x 1.3 x 1.0			
		80	0.6	0.75	30	NUP1301	SOT323	2.0 x 1.25 x 0.95			
		80	0.6	0.75	30	NUP1301U					
0	1	5.5	0.4	0.55	10		PESD5V0F1BL	SOD882	1.0 x 0.6 x 0.5		
		16	0.5	0.65	8		PESD16VF1BL				
		3.3	1.3	1.6	9		PESD3V3X1BL				
		5	0.9	1.3	9		PESD5V0X1BL				
		5.5	0.25	0.3	28		PESD5V0F1BSF			SOD962	0.6 x 0.3 x 0.3
2	1	5	0.9	1.3	9		PESD5V0X1BQ	SOT663	1.6 x 1.2 x 0.55		
		5	0.9	1.3	9		PESD5V0X1BT	SOT23	2.9 x 1.3 x 1.0		
	0	1	5.5	1	1.5	8		PRTR5V0U2X	SOT143B	2.9 x 1.3 x 1.0	
			5.5	1.8	-	12		PRTR5V0U2AX			
		0	0	5.5	1	1.5	8		PRTR5V0U2K	SOT891 (XSON6)	1.0 x 1.0 x 0.5
				5.5	1	1.5	8		PRTR5V0U2D	SOT457 (SC-74)	2.9 x 1.5 x 1.0
				5.5	1	1.5	8		PRTR5V0U2F	SOT886 (XSON6)	1.45 x 1.0 x 0.5
				5.5	1	1.5	8				


⁽¹⁾ acc. to IEC 61000-4-2 (contact discharge)

ESD protection for very high-speed interfaces (< 2 pF)

In the Spotlight

Ultra low clamping ESD protection diodes in SOD523

- Ultra-low clamping voltage of V_{CL} = 10 V
- Ultra-low capacitance of C_d = 0.95 / 1.8 pF (high robustness version)
- Ultra-low dynamical resistance r_{dyn} = 0.25 / 0.15 Ω
- IEC 61000-4-2; level 4 (ESD)
- AEC-Q101 qualified



Protection and signal conditioning

types in **bold** represent new products

Number of protected lines		V _{RWM} (V)	C _{line} typ (pF)	C _{line} max (pF)	ESD rating ⁽¹⁾ max (kV)	Configuration	Type	Package	Size (mm)
Unidirectional	Bidirectional								
2	0	5.5	2	-	15		IP4234CZ6	SOT457 (SC-74)	2.9 x 1.5 x 1.0
		5.5	0.7	-	8		IP4282CZ6	SOT886 (XSON6)	1.45 x 1.0 x 0.5
		5.5	1.3	-	15		IP4359CX4/LF	CSP4 	0.76 x 0.76 x 0.61
3	2	5.5	1.4	1.5	15	-	IP4356CX4		
4	0	5.5	1.4	1.5	15	-	IP4319CX10	CSP10, staggered compressed	1.56 x 1.05 x 0.61
		5.5	1	-	8		IP4220CZ6	SOT457 (SC-74)	2.9 x 1.5 x 1.0
		5.5	1	-	8		IP4221CZ6-S	SOT886 (XSON6)	1.45 x 1.0 x 0.5
		5.5	1	-	8		IP4221CZ6-XS	SOT891 (XSON6)	1.0 x 1.0 x 0.5
		5.5	1	-	8		IP4233CZ6	SOT363 (SC-88)	2.0 x 1.25 x 0.95

⁽¹⁾ acc. to IEC 61000-4-2 (contact discharge)

ESD protection for very high-speed interfaces (< 2 pF)

types in **bold** represent new products

Number of protected lines		V _{RWM} (V)	C _{line typ} (pF)	C _{line max} (pF)	ESD rating ⁽¹⁾ max (kV)	Configuration	Type	Package	Size (mm)
Unidirectional	Bidirectional								
4	0	5.5	1	-	8		PRTR5V0U4D	SOT457 (SC-74) 	2.9 x 1.5 x 1.0
		5.5	1	-	8		PRTR5V0U4Y	SOT363 (SC-88) 	2.0 x 1.25 x 0.95
		5.5	0.8	-	12		IP4285CZ9-TBB	SOT1178 (XSON9) 	1.0 x 2.1 x 0.5
		5.5	0.7	-	8		IP4280CZ10	SOT552 (TSSOP10) 	3.0 x 3.0 x 1.1
		5.5	0.6	-	8		IP4283CZ10-TBA	SOT1165 (XSON10) 	1.0 x 2.5 x 0.5
		5.5	0.6	-	8		IP4283CZ10-TBR	SOT1176 (XSON10) 	1.0 x 2.5 x 0.5
		5.5	0.6	-	8		IP4283CZ10-TT	SOT552 (TSSOP10) 	3.0 x 3.0 x 1.1
		5.5	0.5	-	8		IP4284CZ10-TBR	SOT1176 (XSON10) 	1.0 x 2.5 x 0.5
		5.5	0.5	-	8		IP4284CZ10-TT	SOT552 (TSSOP10) 	3.0 x 3.0 x 1.1
		5.5	0.6	-	8		IP4286CZ6-TBF	SOT886 (XSON6) 	1.45 x 1.0 x 0.5
		5.5	0.6	-	8		IP4286CZ6-TTY	SOT363 (SC-88) 	2.0 x 1.25 x 0.95

⁽¹⁾ acc. to IEC 61000-4-2 (contact discharge)

ESD protection for very high-speed interfaces (< 2 pF)

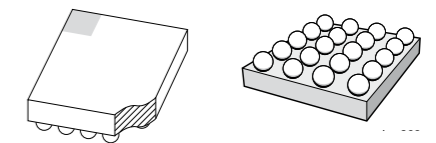
types in **bold** represent new products

Number of protected lines		V _{RWM} (V)	C _{line typ} (pF)	C _{line max} (pF)	ESD rating ⁽¹⁾ max (kV)	I _R max (μA) @ V _{RWM}	Configuration	Type	Package	Size (mm)
Unidirectional	Bidirectional									
4	0	5.5	0.5	-	8	-		IP4292CZ10-TBR	SOT1176 (XSON10) 	1.0 x 2.5 x 0.5
5	0	5.5	1.3	-	15	-		IP4358CX6	CSP 	0.76 x 1.16 x 0.61
8	0	5.5	1.3	-	15	-		IP4309CX9	CSP 	1.16 x 1.16 x 0.61
		5.5	1	-	8	-		PRTR5V0U8S	SOT552 (TSSOP10) 	3.0 x 3.0 x 1.1
11	0	5.5	0.7	-	8	-		IP4790CZ38	SOT510 (TSSOP38) 	9.7 x 4.4 x 1.1

⁽¹⁾ acc. to IEC 61000-4-2 (contact discharge)

NXP Wafer-Level Chip Scale Package (WL-CSP)

- ▶ Smallest possible solution for ESD and EMI circuits, saving maximum of space
- ▶ Lowest parasitic inductance to GND contact, ensures best performance
- ▶ High mechanical robustness



Audio interfaces

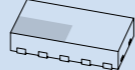




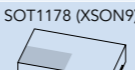


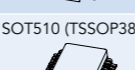
types in **bold** represent new products

Baseband interface	Number of protected lines	Line small-signal equivalents		Digital interface clock speed (MHz)	Remark	Type	Package	Size (mm)
		R _{line}	C _{line} (pF)					
Audio	2	0.9 Ω	290	-	Low-ohmic speaker (< -8 Ω)	IP4047CX6/LF	6 ball CSP	1.56 x 1.01 x 0.65
		10 Ω	200	-	Low-ohmic speaker (> -8 Ω)	IP4048CX5/LF	5 ball CSP	0.91 x 1.28 x 0.65
		68 Ω	110	-	Single-ended or differential microphone	IP4049CX5/LF	6 ball CSP	1.56 x 1.03 x 0.65
		470 Ω	35	-	Single-ended or differential microphone	IP4055CX6/LF		
		470 Ω	20	-	Single-ended or differential microphone	IP4355CX6/LF	8 ball CSP	1.16 x 0.76 x 0.65
		50 Ω / 2.2 kΩ	2000	-	Single-ended to quasi-differential microphone channel with integrated biasing network	IP5002CX8/LF	6 ball CSP	1.67 x 1.67 x 0.65
		0.25 Ω, 3 nH	-	-	Inductive, low-ohmic differential channel LC filter	IP3047CX6	5 ball CSP	1.60 x 1.15 x 0.65
	0.25 Ω, 3 nH	-	-	Inductive, low-ohmic differential channel LC filter	IP3048CX5	6 ball CSP	1.51 x 1.15 x 0.65	
6	40 Ω / 1450 Ω / 10 Ω	50 / 20 / 200	-	Fully integrated audio interface protection for differential microphone and differential speaker, including EMI filtering and pull up resistors	IP4027CX20/LF	20 ball CSP	1.91 x 2.52 x 0.65	

ESD protection acc. to IEC 61000-4-2 (level 4)

Video interfaces



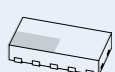
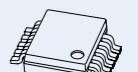


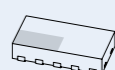

types in **bold** represent new products

Baseband interface	Number of protected lines	C _{line} (pF)	Remark	Type	Package	Size (mm)
Display port	4	0.6	ESD protection for ultra high-speed interfaces	IP4283CZ10-TBR		1.0 x 2.5 x 0.5
		0.6	ESD protection for ultra high-speed interfaces	IP4283CZ10-TT		3.0 x 3.0 x 1.1
		0.5	ESD protection for ultra high-speed interfaces	IP4284CZ10-TBR		1.0 x 2.5 x 0.5
		0.5	ESD protection for ultra high-speed interfaces	IP4284CZ10-TT		3.0 x 3.0 x 1.1
		0.5	ESD protection for ultra high-speed interfaces	IP4292CZ10-TBR		1.0 x 2.5 x 0.5
		0.8	ESD protection for ultra high-speed interfaces	IP4285CZ9-TBB		1.0 x 2.1 x 0.5
		0.6	ESD protection for ultra high-speed interfaces	IP4286CZ6-TBF		1.45 x 1.0 x 0.5
			ESD protection for ultra high-speed interfaces	IP4286CZ6-TTY		2.0 x 1.25 x 0.95
	11	0.7	ESD protection for display port	IP4790CZ38		9.7 x 4.4 x 1.1

ESD protection acc. to IEC 61000-4-2 (level 4)

Video interfaces

types in **bold** represent new products

Baseband interface	Number of protected lines	C _{line} (pF)	Remark	Type	Package	Size (mm)
HDMI	2	0.7	ESD protection for ultra high-speed interfaces	IP4282CZ6	SOT886 (XSON6)	1.45 x 1.0 x 0.5
						
	4	0.7	ESD protection for ultra high-speed interfaces	IP4280CZ10	SOT552 (TSSOP10)	3.0 x 3.0 x 1.1
						
		0.6	ESD protection for ultra high-speed interfaces	IP4283CZ10-TBA	SOT1165 (XSON10)	1.0 x 2.5 x 0.5
						
		0.6	ESD protection for ultra high-speed interfaces	IP4283CZ10-TBR	SOT1176 (XSON10)	1.0 x 2.5 x 0.5
						
		0.6	ESD protection for ultra high-speed interfaces	IP4283CZ10-TT	SOT552 (TSSOP10)	3.0 x 3.0 x 1.1
						
		0.6	ESD protection for ultra high-speed interfaces	IP4286CZ6-TBF	SOT886 (XSON6)	1.45 x 1.0 x 0.5
						
0.6	ESD protection for ultra high-speed interfaces	IP4286CZ6-TTY	SOT363 (SC-88)	2.0 x 1.25 x 0.95		
						
0.5	ESD protection for ultra high-speed interfaces	IP4284CZ10-TBR	SOT1176 (XSON10)	1.0 x 2.5 x 0.5		
						
0.8	ESD protection for ultra high-speed interfaces	IP4285CZ9-TBB	SOT1178 (XSON10)	1.0 x 2.1 x 0.5		
						

ESD protection acc. to IEC 61000-4-2 (level 4)

In the Spotlight


HDMI: High-speed 4 channel ESD protection – IP4283CZ10-TBR

Low capacitance 4 channel ESD protection array: IP4283CZ10-TBR

Optimized for high level ESD protection of HDMI ports

Straight through routing → best signal integrity

10 pin QFN package with exposed leads (SOT1176)



Video interfaces

types in **bold** represent new products

Baseband interface	Number of protected lines	Buffer	Level shifter	C _{line} (pF)	Resistor (Ω)	Remark	Type	Package	Size (mm)
HDMI	4	-	-	0.5	-	ESD protection for ultra high-speed interfaces	IP4284CZ10-TT	SOT552 (TSSOP10)	3.0 x 3.0 x 1.1
		-	-	0.5	-	ESD protection for ultra high-speed interfaces	IP4292CZ10-TBR	SOT1176 (XSON10)	1.0 x 2.5 x 0.5
	5	-	-	10	1.75 k, 100 k	HDMI, DDC, CEC, hot plug ESD protection and biasing	IP4310CX8/P	8 ball CSP	1.16 x 1.16 x 0.61
		yes	yes	-	internal	Fully integrated solution for HDMI low-speed signals, buffer and level shifter for DDC, CEC, HP	IP4791CZ12	SOT1156	2.5 x 2.1 x 0.5
	8	-	-	1.3	-	HDMI, TMDS line ESD protection	IP4309CX9	9 ball CSP	1.16 x 1.16 x 0.61
	12	-	yes	0.7	-	ESD protection and level shifting for a complete HDMI port	IP4776CZ38	SOT510 (TSSOP38)	9.7 x 4.4 x 1.1
		yes	yes	0.7	-	ESD protection, DDC buffering, noise reduction and hot plug application for a complete HDMI source port	IP4777CZ38		
		yes	yes	0.7	-	ESD protection, DDC buffering, noise reduction and hot plug application for a complete HDMI sink port	IP4778CZ38		
	13	yes	yes	100 Ω differential impedance	internal	Fully integrated HDMI solution with current limiter, buffer and level shifter for DDC, CEC, HP	IP4786CZ32	SOT617	5.0 x 5.0 x 1.0
	LVDS	2	-	-	30	10	EMI filter with ESD protection for MIPI or MDDI	IP3348CX5	CSP5, staggered compressed
4		-	-	30	10	EMI filter with ESD protection for MIPI or MDDI	IP3348CX10	CSP10, staggered compressed	1.56 x 1.06 x 0.61
6		-	-	30	10	EMI filter with ESD protection for MIPI or MDDI	IP3348CX15	CSP15, staggered compressed	2.36 x 1.06 x 0.61
8		-	-	30	10	EMI filter with ESD protection for MIPI or MDDI	IP3348CX20	CSP20, staggered compressed	3.16 x 1.06 x 0.61

ESD protection acc. to IEC 61000-4-2 (level 4)

Video interfaces

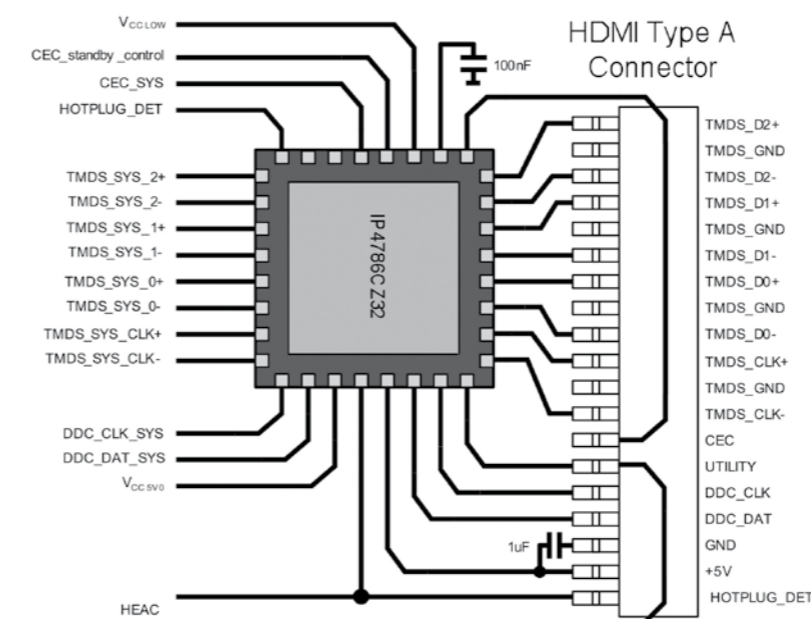
types in **bold** represent new products

Baseband interface	Number of protected lines	Buffer	Level shifter	C _{line} (pF)	Resistor (Ω)	Remark	Type	Package	Size (mm)
VGA	7	yes	yes	5	55	H&V sync buffer, DDC level shifter	IP4770CZ16	SOT519 (SSOP16)	4.9 x 3.9 x 1.73
		yes	yes	5	65	H&V sync buffer, DDC level shifter	IP4771CZ16		
		yes	yes	5	10	H&V sync buffer, DDC level shifter	IP4772CZ16		
		yes	no	4	10	VGA receivers and transmitters, H&V sync buffer	IP4773CZ14	SOT337 (SSOP14)	6.2 x 5.3 x 2.0
		yes	no	4	10	VGA receivers and transmitters, H sync buffer	IP4774CZ14		
		no	yes	4	1.3 - 2.4	VGA receivers and transmitters, DDC level shifter	IP4769CZ14	SOT402-1 (TSSOP14)	5.0 x 4.4 x 1.1

ESD protection acc. to IEC 61000-4-2 (level 4)

Please find more ESD protection diodes for ultra high-speed interfaces on pages 28 - 31

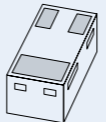
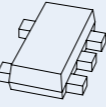
Transmitter HDMI companion chip IP4786CZ32



Protection and signal conditioning

Multichannel EMI filters, ESD protection for LCD and camera

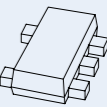
types in **bold** represent new products

Baseband interface	Number of protected lines	Line small-signal equivalents			Digital interface clock speed (MHz)	Insertion Loss S21 ~ -3 dB (MHz)	Type	Package	Size (mm)
		R _{line} (Ω)	C _{line} (pF)	L _{line} (nH)					
LCD display, camera, keypad	1	75	36	-	~50	155	IP4307CX4/LF	4 ball CSP	0.76 x 0.76 x 0.61
		20	40	-	~50	153	PEMI1QFN/CT		1.0 x 0.6 x 0.5
		20	36	-	~55	170	PEMI1QFN/CR		
		20	32	-	~60	185	PEMI1QFN/CP		
		20	28	-	~70	218	PEMI1QFN/CM		
		20	23	-	~90	264	PEMI1QFN/CK		
		20	19	-	~105	317	PEMI1QFN/CG		
		20	15	-	~130	397	PEMI1QFN/CE		
		45	40	-	~50	145	PEMI1QFN/HT		
		45	36	-	~55	161	PEMI1QFN/HR		
		45	32	-	~60	175	PEMI1QFN/HP		
		45	28	-	~70	206	PEMI1QFN/HM		
		45	23	-	~80	249	PEMI1QFN/HK		
		45	19	-	~100	300	PEMI1QFN/HG		
		45	15	-	~125	376	PEMI1QFN/HE		
		65	40	-	~45	139	PEMI1QFN/LT		
		65	36	-	~50	155	PEMI1QFN/LR		
		65	32	-	~55	168	PEMI1QFN/LP		
		65	28	-	~65	197	PEMI1QFN/LM		
		65	23	-	~80	239	PEMI1QFN/LK		
		65	19	-	~95	288	PEMI1QFN/LG		
		65	15	-	~120	361	PEMI1QFN/LE		
		100	40	-	~45	131	PEMI1QFN/RT		
		100	36	-	~50	145	PEMI1QFN/RR		
		100	32	-	~55	159	PEMI1QFN/RP		
		100	28	-	~60	187	PEMI1QFN/RM		
		100	30	-	~65	200	IP4256CZ3-M		
		100	23	-	~75	227	PEMI1QFN/RK		
		100	19	-	~90	272	PEMI1QFN/RG		
		100	15	-	~115	343	PEMI1QFN/RE		
		200	40	-	~40	119	PEMI1QFN/WT		
		200	36	-	~45	132	PEMI1QFN/WR		
		200	32	-	~50	143	PEMI1QFN/WP		
	200	28	-	~55	169	PEMI1QFN/WM			
	200	23	-	~70	205	PEMI1QFN/WK			
	200	19	-	~80	247	PEMI1QFN/WG			
	200	15	-	~105	311	PEMI1QFN/WE			
	2	10	35	15	~115	350	IP3348CX5	5 ball CSP	0.76 x 1.06 x 0.61
		18	65	40	~60	175	IP3088CX5		0.96 x 1.28 x 0.65
		100	45	35	~50	150	IP3053CX5		
20		40	-	~50	153	PEMI2STD/CT	1.6 x 1.2 x 0.5		
20		36	-	~55	170	PEMI2STD/CR			
20		32	-	~60	185	PEMI2STD/CP			
20	28	-	~70	218	PEMI2STD/CM				
20	23	-	~90	264	PEMI2QFN/CK				

ESD protection acc. to IEC 61000-4-2 (level 4)

Multichannel EMI filters, ESD protection for LCD and camera

types in **bold** represent new products

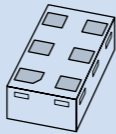
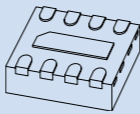
Baseband interface	Number of protected lines	Line small-signal equivalents			Digital interface clock speed (MHz)	Insertion Loss S21 ~ -3 dB (MHz)	Type	Package	Size (mm)
		R _{line} (Ω)	C _{line} (pF)	L _{line} (nH)					
LCD display, camera, keypad	2	20	23	-	~90	264	PEMI2STD/CK		1.6 x 1.2 x 0.5
		20	19	-	~105	317	PEMI2STD/CG		
		20	15	-	~130	397	PEMI2STD/CE		
		45	40	-	~50	145	PEMI2STD/HT		
		45	36	-	~55	161	PEMI2STD/HR		
		45	32	-	~60	175	PEMI2STD/HP		
		45	28	-	~70	206	PEMI2STD/HM		
		45	23	-	~80	249	PEMI2STD/HK		
		45	19	-	~100	300	PEMI2STD/HG		
		45	15	-	~125	376	PEMI2STD/HE		
		65	40	-	~45	139	PEMI2STD/LT		
		65	36	-	~50	155	PEMI2STD/LR		
		65	32	-	~55	168	PEMI2STD/LP		
		65	28	-	~65	197	PEMI2STD/LM		
		65	23	-	~80	239	PEMI2STD/LK		
		65	19	-	~95	288	PEMI2STD/LG		
		65	15	-	~120	361	PEMI2STD/LE		
		100	40	-	~45	131	PEMI2STD/RT		
		100	36	-	~50	145	PEMI2STD/RR		
		100	32	-	~55	159	PEMI2STD/RP		
		100	30	-	~65	200	IP4256CZ5-W		
		100	28	-	~60	187	PEMI2STD/RM		
		100	23	-	~75	227	PEMI2STD/RK		
		100	19	-	~90	272	PEMI2STD/RG		
		100	15	-	~115	343	PEMI2STD/RE		
		200	40	-	~40	119	PEMI2STD/WT		
		200	36	-	~45	132	PEMI2STD/WR		
		200	32	-	~50	143	PEMI2STD/WP		
		200	28	-	~55	169	PEMI2STD/WM		
		200	23	-	~70	205	PEMI2STD/WK		
		200	19	-	~80	247	PEMI2STD/WG		
		200	15	-	~105	311	PEMI2STD/WE		
		2	20	40	-	~50	153		
	20		36	-	~55	170	PEMI2QFN/CR		
	20		32	-	~60	185	PEMI2QFN/CP		
	20		28	-	~70	218	PEMI2QFN/CM		
	20		23	-	~90	264	PEMI2QFN/CK		
	20		19	-	~105	317	PEMI2QFN/CG		
	20		15	-	~130	397	PEMI2QFN/CE		
	45	40	-	~50	145	PEMI2QFN/HT			
45	36	-	~55	161	PEMI2QFN/HR				
45	32	-	~60	175	PEMI2QFN/HP				
45	28	-	~70	206	PEMI2QFN/HM				

ESD protection acc. to IEC 61000-4-2 (level 4)

Protection and signal conditioning

Multichannel EMI filters, ESD protection for LCD and camera

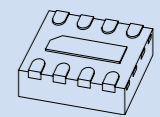
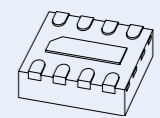
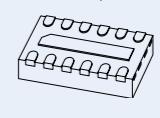
types in **bold** represent new products

Baseband interface	Number of protected lines	Line small-signal equivalents			Digital interface clock speed (MHz)	Insertion Loss S21 ~ -3 dB (MHz)	Type	Package	Size (mm)
		R _{line} (Ω)	C _{line} (pF)	L _{line} (nH)					
LCD display, camera, keypad	2	45	23	-	~80	249	PEMI2QFN/HK	SOT886 (XSON6) 	1.45 x 1.0 x 0.5
		45	19	-	~100	300	PEMI2QFN/HG		
		45	15	-	~125	376	PEMI2QFN/HE		
		65	40	-	~45	139	PEMI2QFN/LT		
		65	36	-	~50	155	PEMI2QFN/LR		
		65	32	-	~55	168	PEMI2QFN/LP		
		65	28	-	~65	197	PEMI2QFN/LM		
		65	23	-	~80	239	PEMI2QFN/LK		
		65	19	-	~95	288	PEMI2QFN/LG		
		65	15	-	~120	361	PEMI2QFN/LE		
		100	40	-	~45	131	PEMI2QFN/RT		
		100	36	-	~50	145	PEMI2QFN/RR		
		100	32	-	~55	159	PEMI2QFN/RP		
		100	30	-	~65	200	IP4256CZ6-F		
		100	28	-	~60	187	PEMI2QFN/RM		
		100	23	-	~75	227	PEMI2QFN/RK		
		100	19	-	~90	272	PEMI2QFN/RG		
		100	15	-	~115	343	PEMI2QFN/RE		
		200	40	-	~40	119	PEMI2QFN/WT		
		200	36	-	~45	132	PEMI2QFN/WR		
	200	32	-	~50	143	PEMI2QFN/WP			
	200	28	-	~55	169	PEMI2QFN/WM			
	200	23	-	~70	205	PEMI2QFN/WK			
	200	19	-	~80	247	PEMI2QFN/WG			
	200	15	-	~105	311	PEMI2QFN/WE			
	4	10	35	15	~115	350	IP3348CX10	10 ball CSP	1.56 x 1.06 x 0.61
		18	65	40	~60	175	IP3088CX10		1.96 x 1.28 x 0.65
		100	54	-	~30	98	PEMI4CSP/RW		1.56 x 1.06 x 0.61
		100	45	35	~20	150	IP3053CX10		1.96 x 1.28 x 0.65
		100	41	-	~40	125	PEMI4CSP/RT		1.56 x 1.06 x 0.61
		20	40	-	~50	153	PEMI4QFN/CT	SOT1157 (8 pin QFN) 	1.7 x 1.2 x 0.5
20		36	-	~55	170	PEMI4QFN/CR			
20		32	-	~60	185	PEMI4QFN/CP			
20		28	-	~70	218	PEMI4QFN/CM			
20		23	-	~90	264	PEMI4QFN/CK			
20		19	-	~105	317	PEMI4QFN/CG			
20		15	-	~130	397	PEMI4QFN/CE			
45		40	-	~50	145	PEMI4QFN/HT			
45		36	-	~55	161	PEMI4QFN/HR			
45		32	-	~60	175	PEMI4QFN/HP			
45		28	-	~70	206	PEMI4QFN/HM			
45		23	-	~80	249	PEMI4QFN/HK			
45		19	-	~100	300	PEMI4QFN/HG			

ESD protection acc. to IEC 61000-4-2 (level 4)

Multichannel EMI filters, ESD protection for LCD and camera

types in **bold** represent new products

Baseband interface	Number of protected lines	Line small-signal equivalents			Digital interface clock speed (MHz)	Insertion Loss S21 ~ -3 dB (MHz)	Type	Package	Size (mm)
		R _{line} (Ω)	C _{line} (pF)	L _{line} (nH)					
LCD display, camera, keypad	4	45	15	-	~125	376	PEMI4QFN/HE	SOT1157 (8 pin QFN) 	1.7 x 1.2 x 0.5
		65	40	-	~45	139	PEMI4QFN/LT		
		65	36	-	~50	155	PEMI4QFN/LR		
		65	32	-	~55	168	PEMI4QFN/LP		
		65	28	-	~65	197	PEMI4QFN/LM		
		65	23	-	~80	239	PEMI4QFN/LK		
		65	19	-	~95	288	PEMI4QFN/LG		
		65	15	-	~120	361	PEMI4QFN/LE		
		100	40	-	~45	131	PEMI4QFN/RT		
		100	36	-	~50	145	PEMI4QFN/RR		
		100	32	-	~55	159	PEMI4QFN/RP		
		100	28	-	~60	187	PEMI4QFN/RM		
		100	23	-	~75	227	PEMI4QFN/RK		
		100	19	-	~90	272	PEMI4QFN/RG		
		100	15	-	~115	343	PEMI4QFN/RE		
		200	40	-	~40	119	PEMI4QFN/WT		
		200	36	-	~45	132	PEMI4QFN/WR		
		200	32	-	~50	143	PEMI4QFN/WP		
		200	28	-	~55	169	PEMI4QFN/WM		
		200	23	-	~70	205	PEMI4QFN/WK		
	200	19	-	~80	247	PEMI4QFN/WG			
	200	15	-	~105	311	PEMI4QFN/WE			
	6	15	43	12	~60	175	IP3253CZ8-4-TTL	SOT1166 (8 pin QFN) 	1.7 x 1.35 x 0.5
		15	50	18	~50	145	IP3254CZ8-4-TTL		
		40	18	-	~100	300	IP4252CZ8-4-TTL		
		100	45	-	~40	130	IP4254CZ8-4-TTL		
		100	15	-	~110	330	IP4251CZ8-4-TTL		
		200	45	-	~35	110	IP4253CZ8-4-TTL		
		10	35	15	~115	350	IP3348CX15	15 ball CSP	2.36 x 1.06 x 0.61
		18	65	40	~60	175	IP3088CX15		2.96 x 1.28 x 0.65
		100	60	-	~40	120	IP4053CX15/LF		2.96 x 1.32 x 0.65
100		60	-	~40	120	IP4353CX15/LF	2.38 x 1.05 x 0.61		
100		54	-	~30	98	PEMI6CSP/RW	2.36 x 1.06 x 0.61		
100	45	35	~20	150	IP3053CX15	2.96 x 1.28 x 0.65			
100	41	-	~40	125	PEMI6CSP/RT	2.36 x 1.06 x 0.61			
100	30	-	~70	210	IP4153CX15/LF	2.91 x 1.28 x 0.65			
20	40	-	~50	153	PEMI6QFN/CT	SOT1158 (12 pin QFN) 	2.5 x 1.2 x 0.5		
20	36	-	~55	170	PEMI6QFN/CR				
20	32	-	~60	185	PEMI6QFN/CP				
20	28	-	~70	218	PEMI6QFN/CM				
20	23	-	~90	264	PEMI6QFN/CK				
20	19	-	~105	317	PEMI6QFN/CG				
20	15	-	~130	397	PEMI6QFN/CE				
45	40	-	~50	145	PEMI6QFN/HT				

ESD protection acc. to IEC 61000-4-2 (level 4)

Multichannel EMI filters, ESD protection for LCD and camera

types in **bold** represent new products

Baseband interface	Number of protected lines	Line small-signal equivalents			Digital interface clock speed (MHz)	Insertion Loss S21 ~ -3 dB (MHz)	Type	Package	Size (mm)
		R _{line} (Ω)	C _{line} (pF)	L _{line} (nH)					
LCD display, camera, keypad	6	45	36	-	~55	161	PEMI6QFN/HR	SOT1158 (12 pin QFN)	2.5 x 1.2 x 0.5
		45	32	-	~60	175	PEMI6QFN/HP		
		45	28	-	~70	206	PEMI6QFN/HM		
		45	23	-	~80	249	PEMI6QFN/HK		
		45	19	-	~100	300	PEMI6QFN/HG		
		45	15	-	~125	376	PEMI6QFN/HE		
		65	40	-	~45	139	PEMI6QFN/LT		
		65	36	-	~50	155	PEMI6QFN/LR		
		65	32	-	~55	168	PEMI6QFN/LP		
		65	28	-	~65	197	PEMI6QFN/LM		
		65	23	-	~80	239	PEMI6QFN/LK		
		65	19	-	~95	288	PEMI6QFN/LG		
		65	15	-	~120	361	PEMI6QFN/LE		
		100	40	-	~45	131	PEMI6QFN/RT		
		100	36	-	~50	145	PEMI6QFN/RR		
		100	32	-	~55	159	PEMI6QFN/RP		
		100	28	-	~60	187	PEMI6QFN/RM		
		100	23	-	~75	227	PEMI6QFN/RK		
		100	19	-	~90	272	PEMI6QFN/RG		
		100	15	-	~115	343	PEMI6QFN/RE		
		200	40	-	~40	119	PEMI6QFN/WT		
		200	36	-	~45	132	PEMI6QFN/WR		
		200	32	-	~50	143	PEMI6QFN/WP		
		200	28	-	~55	169	PEMI6QFN/WM		
		200	23	-	~70	205	PEMI6QFN/WK		
		200	19	-	~80	247	PEMI6QFN/WG		
		200	15	-	~105	311	PEMI6QFN/WE		
		15	50	18	~50	145	IP3254CZ12-6-TTL		
	15	43	12	~60	175	IP3253CZ12-6-TTL			
	40	18	-	~100	300	IP4252CZ12-6-TTL			
	100	45	-	~40	130	IP4254CZ12-6-TTL			
	100	15	-	~110	330	IP4251CZ12-6-TTL			
	200	45	-	~35	110	IP4253CZ12-6-TTL			
	7	70	25	-	~75	220	IP4337CX18/LF	18 ball CSP	1.96 x 1.61 x 0.61
	125	25	60	~60	180	IP3337CX18/LF	2.06 x 1.66 x 0.61		
	8	10	35	15	~115	350	IP3348CX20	20 ball CSP	3.16 x 1.06 x 0.61
		18	65	40	~60	175	IP3088CX20		3.96 x 1.28 x 0.65
		100	54	-	~30	98	PEMI8CSP/RW		3.16 x 1.06 x 0.61
		100	50	-	~40	120	IP4088CX20/LF		3.91 x 1.28 x 0.65
		100	45	35	~20	150	IP3053CX20		3.96 x 1.28 x 0.65
		100	41	-	~40	125	PEMI8CSP/RT		3.16 x 1.06 x 0.61
		20	40	-	~50	153	PEMI8QFN/CT	SOT1159 (16 pin QFN)	3.3 x 1.2 x 0.5
		20	36	-	~55	170	PEMI8QFN/CR		
		20	32	-	~60	185	PEMI8QFN/CP		
		20	28	-	~70	218	PEMI8QFN/CM		
20		23	-	~90	264	PEMI8QFN/CK			
20		19	-	~105	317	PEMI8QFN/CG			
20	15	-	~130	397	PEMI8QFN/CE				

ESD protection acc. to IEC 61000-4-2 (level 4)

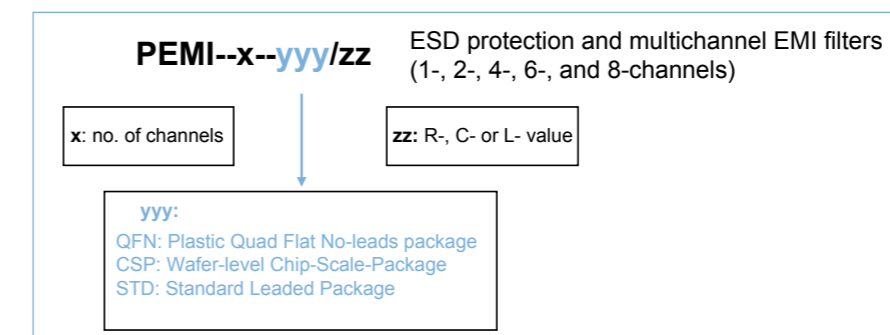
Multichannel EMI filters, ESD protection for LCD and camera

types in **bold** represent new products

Baseband interface	Number of protected lines	Line small-signal equivalents			Digital interface clock speed (MHz)	Insertion Loss S21 ~ -3 dB (MHz)	Type	Package	Size (mm)		
		R _{line} (Ω)	C _{line} (pF)	L _{line} (nH)							
LCD display, camera, keypad	8	45	40	-	~50	145	PEMI8QFN/HT	SOT1159 (16 pin QFN)	3.3 x 1.2 x 0.5		
		45	36	-	~55	161	PEMI8QFN/HR				
		45	32	-	~60	175	PEMI8QFN/HP				
		45	28	-	~70	206	PEMI8QFN/HM				
		45	23	-	~80	249	PEMI8QFN/HK				
		45	19	-	~100	300	PEMI8QFN/HG				
		45	15	-	~125	376	PEMI8QFN/HE				
		65	40	-	~45	139	PEMI8QFN/LT				
		65	36	-	~50	155	PEMI8QFN/LR				
		65	32	-	~55	168	PEMI8QFN/LP				
		65	28	-	~65	197	PEMI8QFN/LM				
		65	23	-	~80	239	PEMI8QFN/LK				
		65	19	-	~95	288	PEMI8QFN/LG				
		65	15	-	~120	361	PEMI8QFN/LE				
		100	40	-	~45	131	PEMI8QFN/RT				
		100	36	-	~50	145	PEMI8QFN/RR				
		100	32	-	~55	159	PEMI8QFN/RP				
		100	28	-	~60	187	PEMI8QFN/RM				
		100	23	-	~75	227	PEMI8QFN/RK				
		100	19	-	~90	272	PEMI8QFN/RG				
		100	15	-	~115	343	PEMI8QFN/RE				
		200	40	-	~40	119	PEMI8QFN/WT				
		200	36	-	~45	132	PEMI8QFN/WR				
		200	32	-	~50	143	PEMI8QFN/WP				
		200	28	-	~55	169	PEMI8QFN/WM				
		200	23	-	~70	205	PEMI8QFN/WK				
		200	19	-	~80	247	PEMI8QFN/WG				
		200	15	-	~105	311	PEMI8QFN/WE				
		15	43	12	~60	175	IP3253CZ16-8-TTL			SOT1168 (16 pin QFN)	3.3 x 1.35 x 0.5
		15	50	18	~50	145	IP3254CZ16-8-TTL				
		40	18	-	~100	300	IP4252CZ16-8-TTL				
		100	45	-	~40	130	IP4254CZ16-8-TTL				
	100	15	-	~110	330	IP4251CZ16-8-TTL					
	200	45	-	~35	110	IP4253CZ16-8-TTL					
	10	70	25	-	~75	220	IP4338CX24/LF	24 ball CSP	1.96 x 2.01 x 0.61		
		125	25	60	~60	180	IP3338CX24/LF		2.11 x 2.11 x 0.61		
		1000	50	-	~7	22	IP4035CX24/LF	2.41 x 2.41 x 0.65			
		80	40	-	~30	100	IP4032CX25/LF	25 ball CSP	2.41 x 2.41 x 0.65		
		200	50	-	~35	105	IP4041CX25/LF				

ESD protection acc. to IEC 61000-4-2 (level 4)

PEMI-series nomenclature



Protection and signal conditioning

SD-, SIM-card and MMC

types in **bold** represent new products

Baseband interface	Number of protected lines	Line small-signal equivalents		Digital interface clock speed (MHz)	Remark	Type	Package	Size (mm)
		R _{line}	C _{line} (pF)					
SIM card	3 + 2	47 Ω / 100 Ω	10	~20	Integrated low capacitance SIM-card passive filter array & USB ESD protection	IP4365CX11	11 ball CSP	1.16 x 1.56 x 0.61
		47 Ω / 100 Ω	40	~12	Integrated SIM-card EMI filter and ESD protection	IP4044CX8/LF	8 ball CSP	1.46 x 1.49 x 0.65
	47 Ω / 100 Ω	20	~20	Integrated SIM-card EMI filter and ESD protection	IP4064CX8/LF/P	1.41 x 1.41 x 0.65		
	47 Ω / 100 Ω	20	~20	Smaller size, integrated SIM-card EMI filter and ESD protection	IP4364CX8/LF/P	1.16 x 1.16 x 0.61		
	47 Ω / 100 Ω	10	~20	Smaller size, low capacitance integrated SIM-card EMI filter and ESD protection	IP4366CX8/P	SOT1166 (8 pin QFN)		1.7 x 1.35 x 0.5
	47 Ω / 100 Ω	40	~12	Integrated SIM-card EMI filter and ESD protection	IP4264CZ8-40-TTL			
	47 Ω / 100 Ω	20	~20	Integrated SIM-card EMI filter and ESD protection	IP4264CZ8-20-TTL			
	47 Ω / 100 Ω	10	~20	Integrated SIM-card EMI filter and ESD protection	IP4264CZ8-10-TTL			
-	1	~240	Quad channel low capacitance ESD protection	IP4221CZ6-S	SOT886 (XSON6)	1.45 x 1.0 x 0.5		
SD-card / MMC	4	47 Ω / 13 kΩ / 56 kΩ	25	~30	MMC ESD protection, pull-up resistors	IP4051CX11/LF	11 ball CSP	1.44 x 1.96 x 0.65
		50 Ω / 75 kΩ / 7 kΩ	18	~50	High-speed MMC ESD protection, pull-up resistors	IP4060CX16/LF	16 ball CSP	1.96 x 1.97 x 0.65
	6	40 Ω	12	>52	(Mini) SD card/trans flash ESD protection, EMI filter	IP4252CZ12-6-TTL	SOT1167 (12 pin QFN)	2.5 x 1.35 x 0.5
	6 + 2	40 Ω	12	>52	(Mini) SD card/trans flash ESD protection, EMI filter	IP4252CZ16-8-TTL	SOT1168 (16 pin QFN)	3.3 x 1.35 x 0.5
	7	40 Ω / 50 kΩ / 25 kΩ	18	~20	(Mini) SD/trans flash card ESD protection, EMI filter, pull-up resistors	IP4052CX20/LF	20 ball CSP	2.54 x 1.96 x 0.65
		-	5	~24	Memory stick PRO ESD protection	IP4067CX9/LF	9 ball CSP	1.46 x 1.52 x 0.65
	6 (+3)	15 Ω / 50 kΩ / 15 kΩ	8	>52	Very low capacitance, low channel resistance (mini) SD card/trans flash ESD protection EMI filter, pull-up resistor	IP4350CX24/LF	24 ball CSP	1.95 x 2.11 x 0.61
		40 Ω / 50 kΩ / 15 kΩ	20	>52	(Mini) SD card/trans flash ESD protection, EMI filter, pull-up resistor	IP4352CX24/LF	24 ball CSP	2.02 x 2.01 x 0.61
		-	-	>52	(Mini) SD/SDIO memory card level shifter, can be combined with IP4352CX24/LF	IP4852CX25/LF	25 ball CSP	2.01 x 2.01 x 0.61
		40 Ω / 50 kΩ / 15 kΩ	-	>52	(Mini) SD/SDIO memory card level shifter, and voltage regular, incl. ESD and EMI filter	IP4853CX24/P	24 ball CSP	

ESD protection acc. to IEC 61000-4-2 (level 4)

Please find more ESD protection diodes for ultra high-speed interfaces on pages 28 - 31

Battery and charger protection

types in **bold** represent new products

Baseband interface	Number of protected lines	C _{line} (pF)	Diode voltage	Remark	Type	Package	Size (mm)
Battery & charger protection	1	180	Breakdown 16 V	Power diode	IP4085CX4	4 ball CSP	0.91 x 0.91 x 0.65
		450	Breakdown 7 V	Power diode	IP4385CX4		
		160	Breakdown 16 V	Power diode	IP4386CX4		
		290	Breakdown 10 V	Power diode	IP4387CX4		
		160	V _{RWM} = 12 V	Power diode with 2 A integrated fuse	IP4389CX4	SOD323F (SC-90)	1.7 x 1.25 x 0.7
		160	V _{RWM} = 12 V	Power diode	PESD12VS1UJ		
		160	V _{RWM} = 12 V	Power diode	PESD12VS1UA		
		480	V _{RWM} = 5 V	Power diode	PESD5V0S1UJ		
480	V _{RWM} = 5 V	Power diode	PESD5V0S1UA	SOD323 (SC-76)	1.7 x 1.25 x 0.95		

ESD protection acc. to IEC 61000-4-2 (level 4)

USB, SATA, LAN


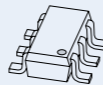
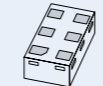

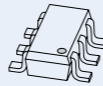
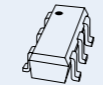
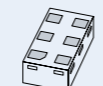

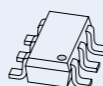
types in **bold** represent new products

Baseband interface	Number of protected lines	R _{line}	C _{line} (pF)	Digital interface clock speed (MHz)	Remark	Type	Package	Size (mm)
USB (CSP package)	2	33 Ω / 1.3 kΩ	30	>6	Fully integrated USB low / fullspeed interface with EMI filter, ESD protection, pull-up resistors and impedance matching	IP4056CX8/LF	8 ball CSP	1.27 x 1.83 x 0.65
		33 Ω / 1.3 kΩ / 10 kΩ	30	>6	Fully integrated USB low / fullspeed interface with EMI filter, ESD protection, pull-up resistors and impedance matching	IP4057CX10/LF	10 ball CSP	1.56 x 1.91 x 0.65
		33 Ω / 1.3 kΩ / 17 kΩ / 15 kΩ	27	>6	Fully integrated USB low / fullspeed interface with EMI filter, ESD protection, pull-up resistors and impedance matching	IP4065CX11/LF	11 ball CSP	1.47 x 1.97 x 0.65
		33 Ω / 1.5 kΩ	35	>6	Fully integrated USB low / fullspeed interface with EMI filter, ESD protection, pull-up resistors and impedance matching	IP4058CX8/LF	8 ball CSP	0.91 x 1.91 x 0.65
		17 Ω / 1.5 kΩ	35	>6	Fully integrated USB low / fullspeed interface with EMI filter, ESD protection, pull-up resistors and impedance matching	IP4158CX8/LF		
		33 Ω	35	>6	Fully integrated USB low / fullspeed interface with EMI filter, ESD protection and impedance matching	IP4078CX6/LF	6 ball CSP	0.91 x 1.41 x 0.65
		-	1.3	~1 GHz	USB2.0 high-speed ESD protection	IP4359CX4/LF	4 ball CSP	0.76 x 0.76 x 0.61
	3	-	1.3	~1 GHz	USB2.0 high-speed ESD protection	IP4356CX4	4 ball CSP	0.76 x 0.76 x 0.61
	3+2	47 Ω / 100 Ω	10	~20/6	Integrated low capacitance SIM-Card & USB passive filter array with ESD protection	IP4365CX11/P	11 ball CSP	1.16 x 1.56 x 0.61
	4	33 Ω / 1.5 kΩ / 20 kΩ	17	>6	Fully integrated USB low / fullspeed interface with EMI filter, ESD protection, pull-up resistors and impedance matching	IP4368CX9/P	5 ball CSP	1.16 x 1.16 x 0.61
		-	3	>240	USB2.0 high-speed ESD protection	IP4059CX5/LF	5 ball CSP	0.96 x 1.34 x 0.65
		-	1.3	~1 GHz	USB2.0 high-speed ESD protection	IP4358CX6	6 ball CSP	0.76 x 1.16 x 0.41
		-	1.3	~1 GHz	USB2.0 high-speed ESD protection	IP4319CX10	10 ball CSP	1.56 x 1.05 x 0.61
	USB2.0 (Plastic package)	2	0.5	2	-	>15 kV IEC contact ESD protection with pi-filter	IP4234CZ6	SOT457 (SC-74)
-			1.0	-	ESD protection for up to 2 ultra high-speed datalines	PRTR5V0U2X	SOT143B	2.9 x 1.3 x 1.0
-			1.8	-	ESD protection for up to 2 ultra high-speed datalines with 12 kV ESD robustness	PRTR5V0U2AX		
-			0.7	-	ESD protection for ultra high-speed interfaces	IP4282CZ6	SOT886 (XSON6)	1.45 x 1.0 x 0.5

ESD protection acc. to IEC 61000-4-2 (level 4)

USB, SATA, LAN

types in **bold** represent new products

Baseband interface	Number of protected lines	R_{line}	C_{line} (pF)	Remark	Type	Package	Size (mm)
USB2.0 (Plastic package)	2	-	1	ESD protection for up to 2 ultra high-speed datalines	PRTR5V0U2K		1.0 x 1.0 x 0.5
		-	1	ESD protection for up to 2 ultra high-speed datalines	PRTR5V0U2D		2.9 x 1.5 x 1.0
		-	1	ESD protection for up to 2 ultra high-speed datalines	PRTR5V0U2F		1.45 x 1.0 x 0.5
	3 + 1	-	0.8	USB protection for USB OTG with 5.5 V Vbat protection	PUSBM5V5X4-TL		1.6 x 1.6 x 0.5
		-	0.8	USB protection for USB OTG with 12 V Vbat protection	PUSBM12VX4-TL		
		-	0.8	USB protection for USB OTG with 15 V Vbat protection	PUSBM15VX4-TL		
		-	0.8	USB protection for USB OTG with 27 V Vbat protection	PUSBM27VX4-TL		
	4	-	1	Dual ESD protection for USB2.0 high-speed, SD-card, SIM card	IP4220CZ6		2.9 x 1.5 x 1.0
		-	1	Dual ESD protection for USB2.0 high-speed, SD-card, SIM card	PRTR5V0U4D		
		-	1	Dual ESP protection for USB2.0 high-speed, SD-card, SIM card	PRTR5V0U4Y		2.0 x 1.25 x 0.95
		-	1	ESD protection for USB2.0 high-speed, SD-card, SIM card	IP4221CZ6-S		1.45 x 1.0 x 0.5
		-	1	ESD protection for USB2.0 high-speed, SD-card, SIM card	IP4221CZ6-XS		1.0 x 1.0 x 0.5
		1	3	>15 kV IEC contact ESD protection with pi-filter	IP4225CZ10		2.9 x 1.5 x 1.0

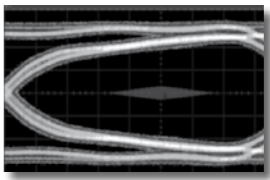
ESD protection acc. to IEC 61000-4-2 (level 4)

USB, SATA, LAN

In the Spotlight

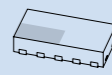
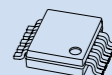
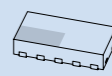
USB3.0: Ultra high-speed 4 channel ESD protection – IP4292CZ10-TBR

- Low clamping voltage ensures best protection of the System Chip
- Low Cline and high ESD protection level
- Straight through routing → best signal integrity
- Clean eye diagrams
- 10 pin QFN package with exposed leads (SOT1176)



Protection and signal conditioning

types in **bold** represent new products

Baseband interface	Number of protected lines	R_{line}	C_{line} (pF)	Remark	Type	Package	Size (mm)
USB3.0 SuperSpeed USB	4	-	0.5	ESD protection for ultra high-speed interfaces	IP4284CZ10-TBR		1.0 x 2.5 x 0.5
		-	0.5	ESD protection for ultra high-speed interfaces	IP4284CZ10-TT		3.0 x 3.0 x 1.1
		-	0.5	ESD protection for ultra high-speed interfaces	IP4292CZ10-TBR		1.0 x 2.5 x 0.5

ESD protection acc. to IEC 61000-4-2 (level 4)

USB, SATA, LAN




types in **bold** represent new products

Baseband interface	Number of protected lines	R_{line}	C_{line} (pF)	Remark	Type	Package	Size (mm)
Display port	4	-	0.6	ESD protection for ultra high-speed interfaces	IP4286CZ6-TTY	SOT363 (SC-88) 	2.0 x 1.25 x 0.95
	11	-	0.7	ESD protection	IP4790CZ38	SOT510 (TSSOP38) 	9.7 x 4.4 x 1.1
SATA	2	-	0.7	ESD protection for ultra high-speed interfaces	IP4282CZ6	SOT886 (XSON6) 	1.45 x 1.0 x 0.5
		-	0.6	ESD protection for ultra high-speed interfaces	IP4286CZ6-TBF		2.0 x 1.25 x 0.95
		-		ESD protection for ultra high-speed interfaces	IP4286CZ6-TTY	SOT363 (SC-88) 	2.0 x 1.25 x 0.95
	4	-	0.6	ESD protection for ultra high-speed interfaces	IP4283CZ10-TBR	SOT1176 (XSON10) 	1.0 x 2.5 x 0.5
		-	0.6	ESD protection for ultra high-speed interfaces	IP4283CZ10-TT	SOT552 (TSSOP10) 	3.0 x 3.0 x 1.1
		-	0.5	ESD protection for ultra high-speed interfaces	IP4284CZ10-TBR	SOT1176 (XSON10) 	1.0 x 2.5 x 0.5
		-	0.5	ESD protection for ultra high-speed interfaces	IP4284CZ10-TT	SOT552 (TSSOP10) 	3.0 x 3.0 x 1.1
		-	0.8	ESD protection for ultra high-speed interfaces	IP4285CZ9-TBB	SOT1178 (XSON9) 	1.0 x 2.5 x 0.1
		-	0.5	ESD protection for ultra high-speed interfaces	IP4292CZ10-TBR	SOT1176 (XSON10) 	1.0 x 2.5 x 0.5
		-	-	-	-	-	-

ESD protection acc. to IEC 61000-4-2 (level 4)

USB, SATA, LAN

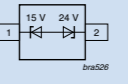

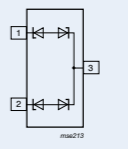

types in **bold** represent new products

Baseband interface	Number of protected lines	R_{line}	C_{line} (pF)	Remark	Type	Package	Size (mm)		
LAN	1	-	0.6	Ethernet ESD protection $V_{RWM} = 3.3$ V	PESD3V3U1UT		2.9 x 1.3 x 1.0		
		-	0.6	Ethernet ESD protection $V_{RWM} = 5.0$ V	PESD5V0U1UT				
		-	0.6	Ethernet ESD protection $V_{RWM} = 12$ V	PESD12VU1UT				
		-	0.6	Ethernet ESD protection $V_{RWM} = 15$ V	PESD15VU1UT				
	4	-	0.6	Ethernet ESD protection $V_{RWM} = 24$ V	PESD24VU1UT				
		-	1	Ethernet ESD protection	IP4220CZ6			SOT457 (SC-74) 	2.9 x 1.5 x 1.0
		-	1	Ethernet line surge ESD protection	IP4233CZ6			SOT363 (SC-88) 	2.0 x 1.25 x 0.95
		-	-	-	-			-	-

ESD protection acc. to IEC 61000-4-2 (level 4)

Please find more ESD protection diodes for ultra high-speed interfaces on pages 28 - 31

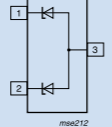
Automotive LIN/CAN/FlexRay

Number of protected lines bidirectional	V_{RWM} (V)	C_{line} typ (pF)	C_{line} max (pF)	$P_{PP}^{(1)}$ max (W)	ESD rating ⁽²⁾ max (kV)	I_s max [μA] @ V_{RWM}	Configuration	Type	Package	Size (mm)
1	15 (diode 1) 24 (diode 2)	13	17	160	23	0.05		PESD1LIN	SOD323 (SC-76) 	1.7 x 1.25 x 0.95
2	24	11	17	200	23	0.05		PESD1CAN		2.9 x 1.3 x 1.0
		25	30	230	30	0.01		PESD2CAN		
		11	17	200	23	0.05		PESD1FLEX		

⁽¹⁾ 8/20 μs surge pulse acc. to IEC 61000-4-5

⁽²⁾ acc. to IEC 61000-4-2 (contact discharge)

TVS diodes, 24 W / 40 W

Power (W) (10/1000 μ s waveform) ⁽¹⁾	V_{RWM} (V)	$V_{BR min}$ (V) @ I_R	$V_{BR typ}$ (V) @ I_R	$V_{BR max}$ (V) @ I_R	I_R (mA)	ESD rating ⁽²⁾ max (kV)	C_{line} typ (pF)	$V_{CL max}$ (V) @ I_{PP}	I_{PP} (A)	$I_{RM max}$ (μ A) @ V_{RWM}	Configuration	Type	Package	Size (mm)
24	3	5.32	5.6	5.88	20	30	210	8	3	5		MMBZ5V6AL	SOT23	2.9 x 1.3 x 1.0
	3	5.89	6.2	6.51	1	30	175	8.7	2.76	0.2		MMBZ6V2AL		
	4.5	6.48	6.8	7.14	1	30	150	9.6	2.5	0.3		MMBZ6V8AL		
	6	8.65	9.1	9.56	1	30	155	14	1.7	0.1		MMBZ9V1AL		
	6.5	9.5	10	10.5	1	30	130	14.2	1.7	0.02		MMBZ10VAL		
	8.5	11.4	12	12.6	1	30	110	17	2.35	0.005		MMBZ12VAL		
40	12	14.25	15	15.75	1	30	85	21	1.9	0.005	MMBZ15VAL			
	14.5	17.1	18	18.9	1	30	70	25	1.6	0.005	MMBZ18VAL			
	17	19	20	21	1	30	65	28	1.4	0.005	MMBZ20VAL			
	22	25.65	27	28.35	1	30	48	40	1	0.005	MMBZ27VAL			
	26	31.35	33	34.65	1	30	45	46	0.87	0.005	MMBZ33VAL			
	8.5	11.4	12	12.6	1	30	110	17	2.35	0.005	MMBZ12VDL			
	12.8	14.3	15	15.8	1	30	85	21.2	1.9	0.005	MMBZ15VDL			
	14.5	17.1	18	18.9	1	30	70	25	1.6	0.005	MMBZ18VCL			
	17	19	20	21	1	30	65	28	1.4	0.005	MMBZ20VCL			
	22	25.65	27	28.35	1	30	48	38	1	0.005	MMBZ27VCL			
	26	31.35	33	34.65	1	30	45	46	0.87	0.005	MMBZ33VCL			

⁽¹⁾ acc. to IEC 61643-321 ⁽²⁾ acc. to IEC 61000-4-2 (contact discharge)

TVS diodes, 400 W

Power (W) (10/1000 μ s waveform) ⁽¹⁾	V_{RWM} (V)	$V_{BR min}$ (V) @ I_R	$V_{BR typ}$ (V) @ I_R	$V_{BR max}$ (V) @ I_R	I_R (mA)	$V_{CL max}$ (V) @ I_{PP}	I_{PP} (A)	$I_{RVW typ}$ (μ A) @ V_{RWM}	$I_{RVW max}$ (μ A) @ V_{RWM}	Type	Package	Size (mm)
350	3.5	5.20	5.60	6.00	10	8.0	43.8	5	600	PTVS3V3S1UR	SOD123W	2.6 x 1.7 x 1.0
400	5.0	6.40	6.70	7.00	10	9.2	43.5	5	400	PTVS5V0S1UR		
	6.0	6.67	7.02	7.37	10	10.3	38.8	5	400	PTVS6V0S1UR		
	6.5	7.22	7.60	7.98	10	11.2	35.7	5	250	PTVS6V5S1UR		
	7.0	7.78	8.20	8.60	10	12.0	33.3	3	100	PTVS7V0S1UR		
	7.5	8.33	8.77	9.21	1	12.9	31.0	0.2	50	PTVS7V5S1UR		
	8.0	8.89	9.36	9.83	1	13.6	29.4	0.03	25	PTVS8V0S1UR		
	8.5	9.44	9.92	10.40	1	14.4	27.8	0.01	10	PTVS8V5S1UR		
	9.0	10.00	10.55	11.10	1	15.4	26.0	0.005	5	PTVS9V0S1UR		
	10	11.10	11.70	12.30	1	17.0	23.5	0.005	2.5	PTVS10VS1UR		
	11	12.20	12.85	13.50	1	18.2	22.0	0.005	2.5	PTVS11VS1UR		
	12	13.30	14.00	14.70	1	19.9	20.1	0.005	2.5	PTVS12VS1UR		
	13	14.40	15.15	15.90	1	21.5	18.6	0.001	0.1	PTVS13VS1UR		
	14	15.60	16.40	17.20	1	23.2	17.2	0.001	0.1	PTVS14VS1UR		
	15	16.70	17.60	18.50	1	24.4	16.4	0.001	0.1	PTVS15VS1UR		
	16	17.80	18.75	19.70	1	26.0	15.4	0.001	0.1	PTVS16VS1UR		
	17	18.90	19.90	20.90	1	27.6	14.5	0.001	0.1	PTVS17VS1UR		
	18	20.00	21.00	22.10	1	29.2	13.7	0.001	0.1	PTVS18VS1UR		
	20	22.20	23.35	24.50	1	32.4	12.3	0.001	0.1	PTVS20VS1UR		
	22	24.40	25.60	26.90	1	35.5	11.3	0.001	0.1	PTVS22VS1UR		
	24	26.70	28.10	29.50	1	38.9	10.3	0.001	0.1	PTVS24VS1UR		
	26	28.90	30.40	31.90	1	42.1	9.5	0.001	0.1	PTVS26VS1UR		
	28	31.10	32.80	34.40	1	45.4	8.8	0.001	0.1	PTVS28VS1UR		
	30	33.30	35.10	36.80	1	48.4	8.3	0.001	0.1	PTVS30VS1UR		
	33	36.70	38.70	40.60	1	53.3	7.5	0.001	0.1	PTVS33VS1UR		
	36	40.00	42.10	44.20	1	58.1	6.9	0.001	0.1	PTVS36VS1UR		
	40	44.40	46.80	49.10	1	64.5	6.2	0.001	0.1	PTVS40VS1UR		
	43	47.80	50.30	52.80	1	69.4	5.8	0.001	0.1	PTVS43VS1UR		
	45	50.00	52.65	55.30	1	72.7	5.5	0.001	0.1	PTVS45VS1UR		
48	53.30	56.10	58.90	1	77.4	5.2	0.001	0.1	PTVS48VS1UR			
51	56.70	59.70	62.70	1	82.4	4.9	0.001	0.1	PTVS51VS1UR			
54	60.00	63.15	66.30	1	87.1	4.6	0.001	0.1	PTVS54VS1UR			
58	64.40	67.80	71.20	1	93.6	4.3	0.001	0.1	PTVS58VS1UR			
60	66.70	70.20	73.70	1	96.8	4.1	0.001	0.1	PTVS60VS1UR			
64	71.10	74.85	78.60	1	103.0	3.9	0.001	0.1	PTVS64VS1UR			

⁽¹⁾ 10/1000 μ s acc. to IEC 61643-321

TVS diodes, 600 W

Power (W) (10/1000 μ s waveform) ⁽¹⁾	V_{RWM} (V)	$V_{BR min}$ (V) @ I_R	$V_{BR typ}$ (V) @ I_R	$V_{BR max}$ (V) @ I_R	I_R (mA)	$V_{CL max}$ (V) @ I_{PP}	I_{PP} (A)	$I_{RVW typ}$ (μ A) @ V_{RWM}	$I_{RVW max}$ (μ A) @ V_{RWM}	Type	Package	Size (mm)
600	3.5	5.20	5.60	6.00	10	8	75	5	600	PTVS3V3P1UP	SOD128	3.8 x 2.6 x 1.0
	5	6.40	6.70	7.00	10	9.2	65.2	5	400	PTVS5V0P1UP		
	6	6.67	7.02	7.37	10	10.3	58.3	5	400	PTVS6V0P1UP		
	6.5	7.22	7.60	7.98	10	11.2	53.6	5	250	PTVS6V5P1UP		
	7	7.78	8.20	8.60	10	12	50	3	100	PTVS7V0P1UP		
	7.5	8.33	8.77	9.21	1	12.9	46.5	0.2	50	PTVS7V5P1UP		
	8	8.89	9.36	9.83	1	13.6	44.1	0.03	25	PTVS8V0P1UP		
	8.5	9.44	9.92	10.40	1	14.4	41.7	0.01	10	PTVS8V5P1UP		
	9	10.00	10.55	11.10	1	15.4	39	0.005	5	PTVS9V0P1UP		
	10	11.10	11.70	12.30	1	17	35.3	0.005	2.5	PTVS10VP1UP		
	11	12.20	12.85	13.50	1	18.2	33	0.005	2.5	PTVS11VP1UP		
	12	13.30	14.00	14.70	1	19.9	30.2	0.005	2.5	PTVS12VP1UP		
	13	14.40	15.15	15.90	1	21.5	27.9	0.001	0.1	PTVS13VP1UP		
	14	15.60	16.40	17.20	1	23.2	25.9	0.001	0.1	PTVS14VP1UP		
	15	16.70	17.60	18.50	1	24.4	24.6	0.001	0.1	PTVS15VP1UP		
	16	17.80	18.75	19.70	1	26	23.1	0.001	0.1	PTVS16VP1UP		
	17	18.90	19.90	20.90	1	27.6	21.7	0.001	0.1	PTVS17VP1UP		
	18	20.00	21.00	22.10	1	29.2	20.5	0.001	0.1	PTVS18VP1UP		
	20	22.20	23.35	24.50	1	32.4	18.5	0.001	0.1	PTVS20VP1UP		
	22	24.40	25.60	26.90	1	35.5	16.9	0.001	0.1	PTVS22VP1UP		
	24	26.70	28.10	29.50	1	38.9	15.4	0.001	0.1	PTVS24VP1UP		
	26	28.90	30.40	31.90	1	42.1	14.2	0.001	0.1	PTVS26VP1UP		
	28	31.10	32.80	34.40	1	45.4	13.2	0.001	0.1	PTVS28VP1UP		
	30	33.30	35.10	36.80	1	48.4	12.4	0.001	0.1	PTVS30VP1UP		
	33	36.70	38.70	40.60	1	53.3	11.3	0.001	0.1	PTVS33VP1UP		
	36	40.00	42.10	44.20	1	58.1	10.3	0.001	0.1	PTVS36VP1UP		
	40	44.40	46.80	49.10	1	64.5	9.3	0.001	0.1	PTVS40VP1UP		
	43	47.80	50.30	52.80	1	69.4	8.6	0.001	0.1	PTVS43VP1UP		
	45	50.00	52.65	55.30	1	72.7	8.3	0.001	0.1	PTVS45VP1UP		
	48	53.30	56.10	58.90	1	77.4	7.8	0.001	0.1	PTVS48VP1UP		
	51	56.70	59.70	62.70	1	82.4	7.3	0.001	0.1	PTVS51VP1UP		
	54	60.00	63.15	66.30	1	87.1	6.9	0.001	0.1	PTVS54VP1UP		
	58	64.40	67.80	71.20	1	93.6	6.4	0.001	0.1	PTVS58VP1UP		
	60	66.70	70.20	73.70	1	96.8	6.2	0.001	0.1	PTVS60VP1UP		
	64	71.10	74.85	78.60	1	103	5.8	0.001	0.1	PTVS64VP1UP		

⁽¹⁾ 10/1000 μ s acc. to IEC 61643-321

In the Spotlight

600 / 400 W TVS series – PTVSxP1UP & PTVSxS1UR

Industry's smallest packages in the 600 / 400 W surge protection class

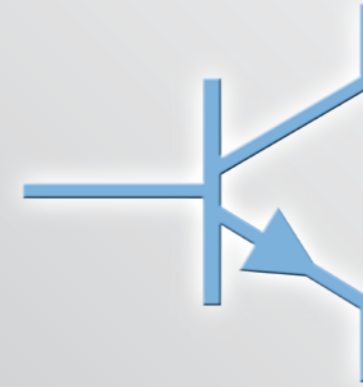
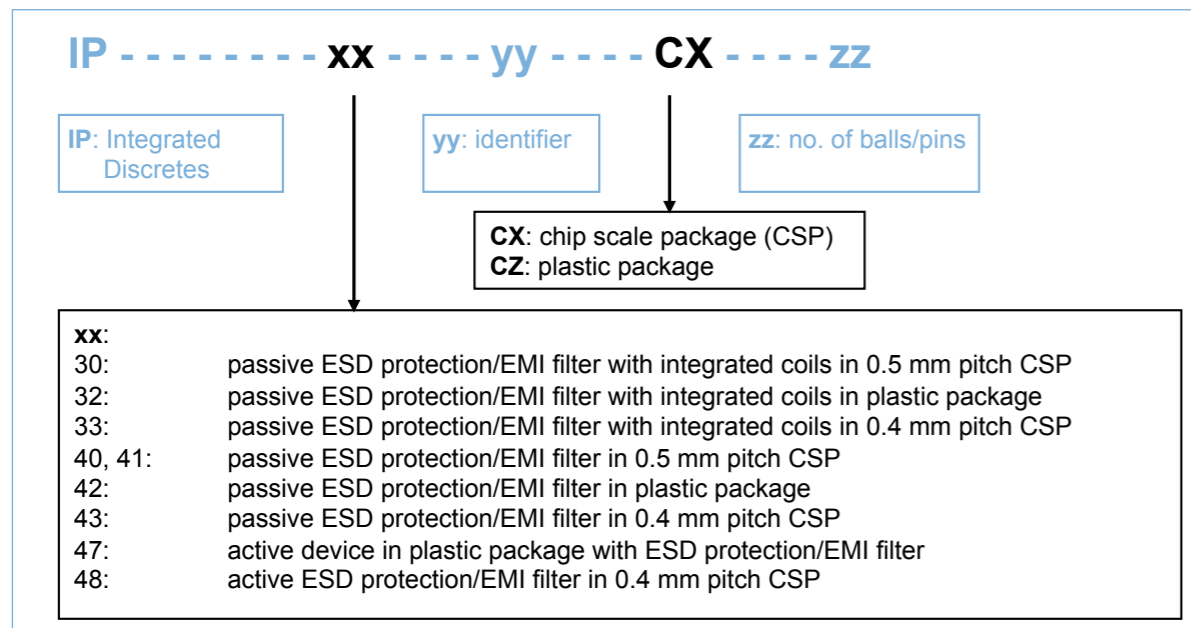
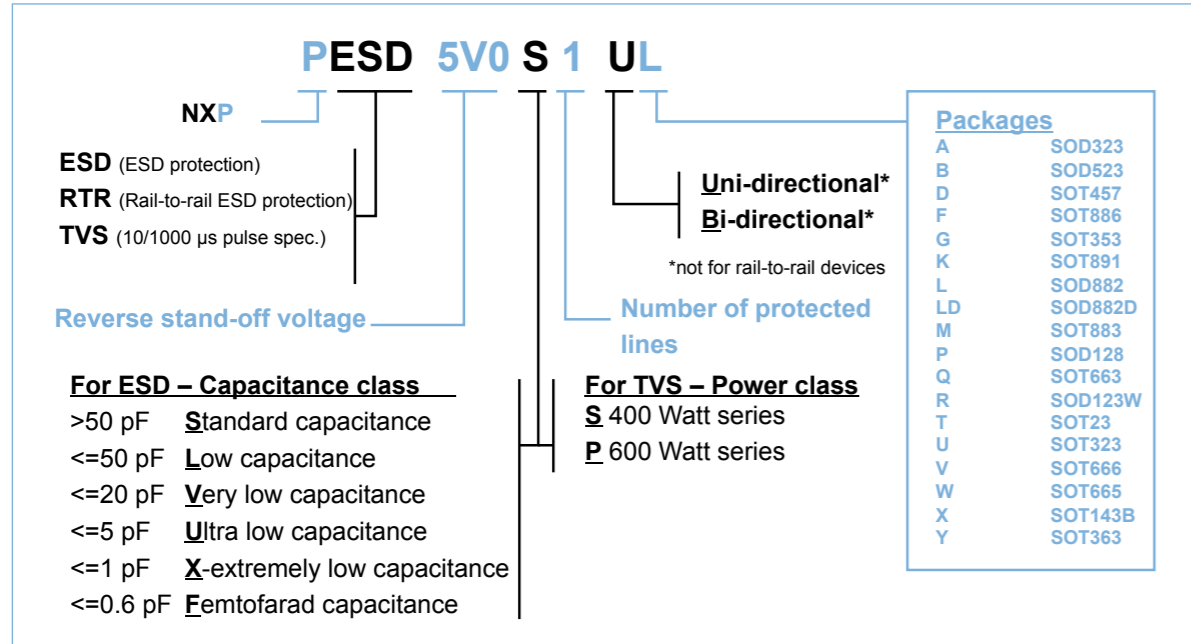
Small FlatPower packages SOD123W/128, only 1 mm high

AEC-Q101 qualified

Low reverse leakage current (down to 1 nA typical)



Protection and signal conditioning nomenclature



Bipolar transistors

General purpose bipolar transistors

52

Single transistors NPN	52
Single transistors PNP	52
Double transistors	53
Single and double switching transistors	53
Medium power general purpose transistors	54
High voltage transistors	54
Low noise transistors	54
Matched pair transistors	55
Darlington transistors	56
Schmitt trigger	56
MOSFET driver	57
Medium frequency transistors	57

Resistor-equipped transistors (RETs)

58

RETs 100 mA single	58
RETs 100 mA double	59
RETs 500 mA	59
Low V_{CEsat} (BISS) RETs	59

Low V_{CEsat} (BISS) transistors

60

Low V_{CEsat} (BISS) transistors single NPN	60
Low V_{CEsat} (BISS) transistors single PNP	62
Low V_{CEsat} (BISS) double transistors	64
Low V_{CEsat} (BISS) load switches	65
High voltage low V_{CEsat} (BISS) transistors	66
Low V_{CEsat} (BISS) RETs	66
Low V_{CEsat} (BISS) transistor PNP – N-channel MOSFET combination	67
Advantages of low V_{CEsat} (BISS) technology	67

High voltage power bipolar transistors

68

High voltage bipolar transistors for lighting, SMPS and industrial applications	68
---	----

Single transistors NPN

types in **bold** represent new products

Package						SOT23	SOT323 (SC-70)	SOT416 (SC-75)	SOT883 (SC-101)
Size (mm)						2.9 x 1.3 x 1.0	2.0 x 1.25 x 0.95	1.6 x 0.8 x 0.77	1.0 x 0.6 x 0.5
P _{tot} (mW)						250	200	150	250
V _{CEO} (V)	I _C (mA)	h _{FE} min	h _{FE} max	f _T min (MHz)					
25	100	450	1200	100			PMST5089		
30	100	110 - 200	450 - 800	100		BC848B	BC848W		
		350	900	100			PMST5088		
32	100	110 - 420	220 - 800	100		BCW31 / 32 / 33			
		180 - 380	310 - 630	250		BCW60B / C / D			
40	100	120 - 270	270 - 560	100				2PC4617QM / RM	
45	100	110 - 420	220 - 800	100		BC847 / A / B / C	BC847W / AW / BW / CW	BC847T / AT / BT / CT	BC847AM / BM / CM
		120 - 380	220 - 630	100		BCX70G / H / J / K			
		110 - 200	220 - 450	100		BCW71 / 72			
50	100	210 - 290	340 - 460	100 - 150		PMBT6429	PMST6429		
		250	650	100		2PD601ART 2PD601ARL 2PD601ASL	2PD601ARW / SW		
60	100	110 - 200	220 - 450	100		PMBT6428	PMST6428		
65	100	110 - 200	220 - 450	100		BCV71 / 72			
80	100	20	80	60		BC846 / A / B	BC846W / AW / BW	BC846T / AT / BT	
50	200	120 - 270	270 - 560	100		BSS64	2PC4081Q / R / S	2PC4617Q / R	
		210	340	100		2PD601BRL			
45	500	100 - 250	250 - 600	100		2PD601BSL	BC817W / -16W / -25W / -40W		
		290	460	100		BC817 / -16 / -25 / -40	BC817W / -16W / -25W / -40W		
50	500	85 - 170	170 - 340	140 - 180		BCX19 2PD602AQL 2PD602ARL 2PD602ASL	2PD1820AR / S		
		50	-	100			PMSTA05		

Single transistors PNP

types in **bold** represent new products

Package						SOT23	SOT323 (SC-70)	SOT416 (SC-75)	SOT883 (SC-101)
Size (mm)						2.9 x 1.3 x 1.0	2.0 x 1.25 x 0.95	1.6 x 0.8 x 0.77	1.0 x 0.6 x 0.5
P _{tot} (mW)						250	200	150	250
V _{CEO} (V)	I _C (mA)	h _{FE} min	h _{FE} max	f _T min (MHz)					
80	500	100	-	100		PMBTA06	PMSTA06		
30	100	125 - 220	500 - 800	100		BC858B	BC858W		
32	100	120 - 215	260 - 500	100		BCW29 / 30			
		180 - 380	310 - 630	100		BCW61B / C / D			
40	100	120 - 270	270 - 560	100				2PA1774QM / RM / SM	
45	100	210 - 290	340 - 460	70 - 80		2PB709ART 2PB709ARL 2PB709ASL	2PB709ARW / SW		
		180 - 380	310 - 630	100		BCX71H / J / K			
		120 - 215	260 - 500	100		BCW69 / 70			
60	100	125 - 420	250 - 800	100		BC857 / A / B / C	BC857W / AW / BW / CW	BC857T / AT / BT / CT	BC857AM / BM / CM
		120	260	150		BCW89			
65	100	125 - 200	250 - 475	100		BC856 / A / B	BC856W / AW / BW	BC856T / AT / BT	
100	100	30	-	50		BSS63	2PA1576Q / R / S	2PA1774Q / R / S	
50	200	120 - 270	270 - 560	100		2PD601BRL			
		210	340	100		2PD601BSL			
25	500	100	600	80		BCX18	BC807W / -16W / -25W / -40W		
45	500	100 - 250	250 - 600	80		BC807 / -16 / -25 / -40	BC807W / -16W / -25W / -40W		
		100	600	80		BCX17			
50	500	85 - 170	170 - 340	100 - 140		2PB710ARL 2PB710ASL	2PB1219AQ / R / S		
60	500	100	-	50			PMSTA55		
80	500	100	-	50			PMBTA56		

Double transistors

Package						SOT457 (SC-74)	SOT363 (SC-88)	SOT666	
Size (mm)						2.9 x 1.5 x 1.0	2.0 x 1.25 x 0.95	1.6 x 1.2 x 0.55	
P _{tot} (mW)						600	300	300	
Polarity	V _{CEO} (V)	I _C (mA)	h _{FE} min	h _{FE} max	f _T min (MHz)				
NPN	40	100	120	450	100		PUMX1	PEMX1	
	45	100	200	450	100		BC847DS	BC847BS	
	65	100	110	-	100			BC846S	
			200	450	100		BC846DS	BC846BS	
50	150	120	560	100			PUMX2		
PNP	45	500	160	400	80		BC817DS		
	40	100	120	450	100		PIMT1	PUMT1	
	45	100	200	450	100			BC857BS	
	65	100	110	-	100			BC856S	
NPN/PNP	45	500	160	400	80		BC807DS		
			200	450	100			BC856BS	
	40	100	120	450	100		PUMZ1	PEMZ1	
	45	100	200	450	100			BC847BPN	
	50	100	120	560	100		PIMZ2	PUMZ2	
	65	100	200	450	100			BC846BPN	
12	500	200	-	250/100			PEMZ7		
45	500	160	400	100/80		BC817DPN			

Single and double switching transistors

Package							SOT223 (SC-73)	SOT89 (SC-62)	SOT23	SOT323 (SC-70)	SOT363 (SC-88)	SOT666	SOT883 (SC-101)
Size (mm)							6.5 x 3.5 x 1.65	4.5 x 2.5 x 1.5	2.9 x 1.3 x 1.0	2.0 x 1.25 x 0.95	2.0 x 1.25 x 0.95	1.6 x 1.2 x 0.55	1.0 x 0.6 x 0.5
P _{tot} (mW)							1700	1300	250	200	300	300	250
Configuration							single	single	single	single	double	double	single
Polarity	V _{CEO} (V)	I _C (mA)	h _{FE} min	h _{FE} max	f _T min (MHz)	t _{off} (ns)							
NPN	12	100	40	120	400	20			BSV52				
	40	100	100	300	180	1200			PMB53904	PMSS3904			
					300	250		PXT2222A					
	15	200	40	120	500	20			PMBT2369	PMST2369			
	40	200	100	300	300	250			MMBT3904				
									PMBT3904	PMST3904	PMBT3904YS	PMBT3904VS	PMBT3904M
	30	600	100	300	250	250			PMBT2222	PMST2222			
40	600	100	300	300	250		PZT4401	PXT4401	PMBT4401	PMST4401			
								MMBT2222A					
40	800	100	300	300	250			PZT2222A	PMST2222A				
PNP	40	100	100	300	150	700			PMB53906	PMSS3906			
	40	200	100	300	250	300			MMBT3906				
									PMBT3906	PMST3906	PMBT3906YS	PMBT3906VS	PMBT3906M
	40	600	100	300	200	350	365		PZT4403	PXT4403	PMBT4403	PMST4403	
						300						PMST2907A	
60	600	100	300	200	365			PZT2907A	PXT2907A	PMBT2907A			
NPN/PNP	40	200	100	300	300/250	250/300					PMBT3946YPN	PMBT3946VPN	

Medium power general purpose transistors

Package						SOT223 (SC-73)	SOT89 (SC-62)
Size (mm)						6.5 x 3.5 x 1.65	4.5 x 2.5 x 1.5
P _{tot} (mW)						1700	1300
Polarity	V _{CEO} (V)	I _C (mA)	h _{FE} min	h _{FE} max	f _T min (MHz)		
NPN	20	1000	85 - 160	375	40	BCP68 / -25	BC868 / -25
	45	1000	63 - 100	160 - 250	100	BCP54 / -10 / -16	BCX54 / -10 / -16
	60	1000	63 - 100	160 - 250	100	BCP55 / -10 / -16	BCX55 / -10 / -16
			100	300	100	BSP41	BSR41
80	1000	63 - 100	160 - 250	100	BCP56 / -10 / -16	BCX56 / -10 / -16	
		40 - 100	120 - 300	100	BSP43	BSR42 / 43	
PNP	20	1000	85 - 160	250 - 375	40	BCP69 / -16 / -25	BC869 / -16 / -25
	45	1000	63 - 100	160 - 250	115 ¹⁾ - 145 ¹⁾	BCP51 / -10 / -16	BCX51 / -10 / -16
	60	1000	63 - 100	160 - 250	100	BCP52 / -10 / -16	BCX52 / -10 / -16
			40 - 100	120 - 300	100	BSP31	BSR30 / 31
80	1000	63 - 100	160 - 250	115 ¹⁾ - 145 ¹⁾	115 ¹⁾ - 145 ¹⁾	BCP53 / -10 / -16	BCX53 / -10 / -16
		40 - 100	120 - 300	100	BSP32 / 33	BSR33	

¹⁾ typical value

High voltage transistors















Package						SOT223 (SC-73)	SOT89 (SC-62)	SOT457 (SC-74)	SOT23	SOT323 (SC-70)
Size (mm)						6.5 x 3.5 x 1.65	4.5 x 2.5 x 1.5	2.9 x 1.5 x 1.0	2.9 x 1.3 x 1.0	2.0 x 1.25 x 0.95
P _{tot} (mW)						1700	1300	600	250	200
Polarity	V _{CEO} (V)	I _C (mA)	h _{FE} min	h _{FE} max	f _T min (MHz)					
NPN	80	100	20	-	60				BSS64	
	140	100	60	250	100				PMBT5550	PMST5550
	160	300	80	250	100				PMBT5551/BSR19A	PMST5551
	250	100	50	-	60	BF722	BF622		BF822	
			50	-	60	BF720	BF620		BF820	BF820W
	300	100	40	-	50	PZTA42	PXTA42		PMBTA42	PMSTA42
350	100	40	-	70	BSP19	BST39				
PNP	400	300	50	200	20	PZTA44			PMBTA44	
	100	100	30	-	50				BSS63	
	250	100	50	-	60	BF723			BF823	
			50	-	60		BF623		BF821	
300	100	50	-	60		BF621		BF821		
2 x NPN	300	100	40	-	50	PZTA92	PXTA92		PMBTA92	PMSTA92
			40	-	50				PMBTA42DS	

For high voltage transistors with increased performance please refer to our high voltage low V_{CEsat} (BISS) transistor portfolio on page 66.

Low noise transistors

Package						SOT23	SOT323 (SC-70)	
Size (mm)						2.9 x 1.3 x 1.0	2.0 x 1.25 x 0.95	
P _{tot} (mW)						250	200	
Polarity	V _{CEO} (V)	I _C (mA)	NF max (dB)	h _{FE} min	h _{FE} max	f _T min (MHz)		
NPN	30	100	4	200	450	100	BC849B	BC849BW
				420	800	100	BC849C	BC849CW
	45	100	4	200	450	100	BC850B	BC850BW
				420	800	100	BC850C	BC850CW
PNP	30	100	4	220	475	100	BC859B	BC859BW
				420	800	100	BC859C	BC859CW
	45	100	4	220	475	100	BC860B	BC860BW
				420	800	100	BC860C	BC860CW

Matched pair transistors

Package							SOT143B	SOT457 (SC-74)	SOT353 (SC-88A)	SOT363 (SC-88)	SOT666
Size (mm)							2.9 x 1.3 x 1.0	2.9 x 1.5 x 1.0	2.0 x 1.25 x 0.95	2.0 x 1.25 x 0.95	1.6 x 1.2 x 0.55
P _{tot} (mW)							250	380	300	300	300
Polarity	V _{CEO} (V)	I _C (mA)	h _{FE} min	h _{FE} max	h _{FE1} /h _{FE2}	V _{BE1} - V _{BE2} (mV)					
NPN	30	100	110	800	0.7 ¹⁾	n.a.	BCV61/A/B/C ¹⁾				
						n.a.	BCM61B ¹⁾				
	45	100	200	450	0.9 ¹⁾	2	BCM847DS	BCM847BS	BCM847BV		
						0.95	2	PMP4501G	PMP4501Y	PMP4501V	
0.98	2					PMP4201G	PMP4201Y	PMP4201V			
		Configuration									
PNP	30	100	100	800	0.7 ¹⁾	n.a.	BCV62/A/B/C ¹⁾				
						n.a.	BCM62B ¹⁾				
	45	100	200	450	0.95	2	BCM857DS	BCM857BS	BCM857BV		
						0.98	2	PMP5501G	PMP5501Y	PMP5501V	
0.9	2					PMP5201G	PMP5201Y	PMP5201V			
		Configuration									

¹⁾ I_{C1}/I_{E2}

Key features

- ▶ Current gain matching to 10%, 5% or 2%
- ▶ Base-emitter voltage matching to 2 mV
- ▶ Choice of standard double transistor pinout or application-optimized pinout
- ▶ Common-emitter configuration for 5-pin type
- ▶ Range of small, very small and ultra small packages

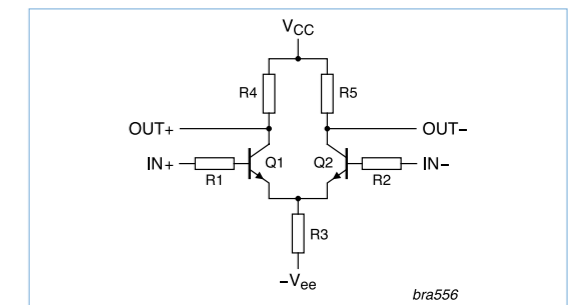
Key benefits

- ▶ Improved performance of current mirror and differential amplifier circuits
- ▶ Drop-in replacement for standard double transistors (BCM series)
- ▶ Simplified board layout (PMP series)
- ▶ Eliminates the need for costly additional trimming

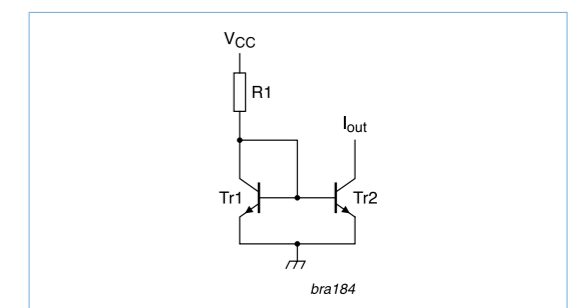
Key applications

- ▶ Current mirrors
- ▶ Differential and instrumentation amplifiers
- ▶ Logarithmic amplifiers
- ▶ Comparators

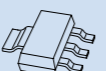
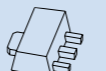

Differential amplifier




Current mirror



Darlington transistors

						SOT223 (SC-73)	SOT89 (SC-62)	SOT23
Package								
Size (mm)						6.5 x 3.5 x 1.65	4.5 x 2.5 x 1.5	2.9 x 1.3 x 1.0
P _{tot} (mW)						1700	1300	250
Polarity	V _{CEO} (V)	I _C (mA)	h _{FE} min	f _T min (MHz)				
NPN	30	500	10000	125			PMBTA13	
			20000	125	PZTA14	PXTA14	PMBTA14	
	45	1000	2000	220			BCV27	
			2000	200	BSP50	BCV29	BCV27	
			10000	200	BSP51	BCV49	BCV47	
80	1000	2000	200	BSP52	BST52			
PNP	30	500	10000	125			PMBTA64	
			20000	220			BCV28	BCV26
	45	1000	2000	200		BSP60	BST60	
			10000	220			BCV48	BCV46
			2000	200	BSP61	BST61		
80	1000	2000	200	BSP62	BST62			

Schmitt trigger

							SOT143B
Package							
Size (mm)							2.9 x 1.3 x 1.0
P _{tot} (mW)							250
Polarity	V _{CEO} (V) TR1	V _{CEO} (V) TR2	I _C (mA)	h _{FE} min	h _{FE} max	V _{CEsat} typ (mV)	
NPN	30	6	100	110	800	250	BCV63 / B
PNP	30	6	100	220	475	250	BCV64B

Key features

- ▶ Low current (max. 100 mA)
- ▶ Low voltage (max. 30 and 6 V)

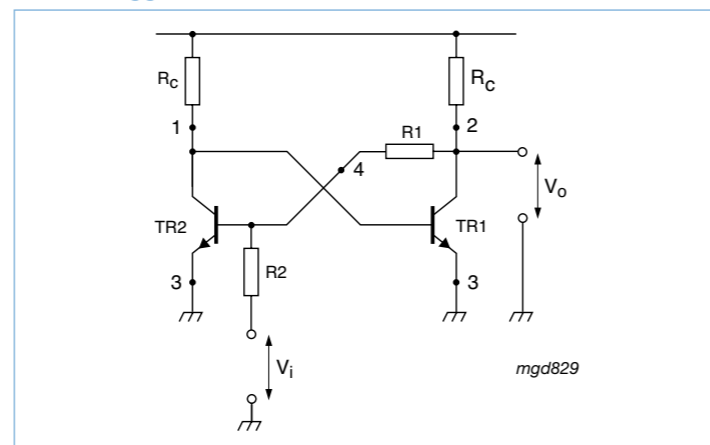
Key benefits

- ▶ Reduced component count and pick-and-place costs
- ▶ Smaller designs

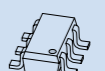
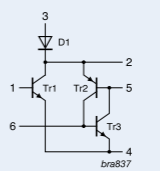
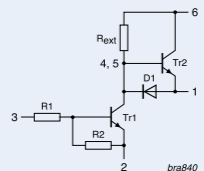
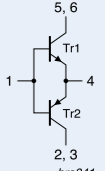
Key applications

- ▶ General purpose switching and amplification
- ▶ Schmitt trigger applications

Schmitt trigger



MOSFET driver

					SOT457 (SC-74)		
Package							
Size (mm)					2.9 x 1.5 x 1.0		
P _{tot} (mW)					400	400	580
Configuration							
Contains					I _C (A)	I _{CM} (A)	R1 = R2 (kΩ)
General purpose transistors					0.1	0.2	PMD9050D - 2.2 4.7 10
Switching transistors - reduced storage time					0.6	1.0	-
Low V _{CEsat} (BISS) transistors - Low V _{CEsat} , high h _{FE} and I _C					1.0	2.0	-
							PMD9010D PMD9001D PMD9002D PMD9003D BCV65 (SOT143B) PMD2001D PMD3001D

Key features

- ▶ Three different configurations
- ▶ Types available with standard, switching and low V_{CEsat} (BISS) transistors
- ▶ Small footprint packages

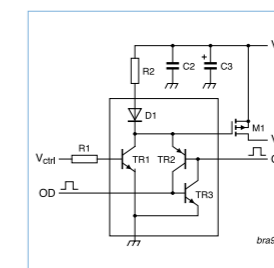
Key benefits

- ▶ Reduced component count
- ▶ Smaller end products

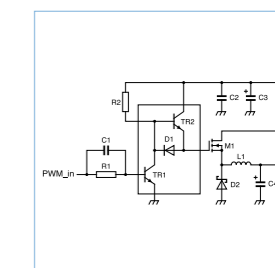
Key applications

- ▶ MOSFET driver
- ▶ Bipolar power transistor driver
- ▶ Push-pull driver



MOSFET driver with hardware output disable function





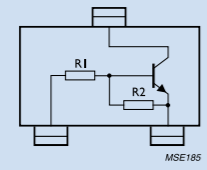
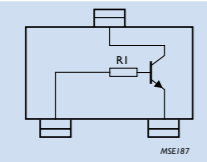
High-side MOSFET driver with level shifter function



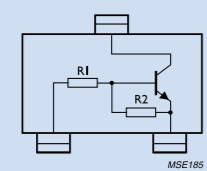
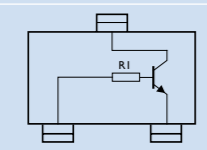


Medium frequency transistors




						SOT23	SOT323 (SC-70)
Package							
Size (mm)						2.9 x 1.3 x 1.0	2.0 x 1.25 x 0.95
P _{tot} (mW)						250	200
Polarity	V _{CEO} (V)	I _C (mA)	h _{FE} min	h _{FE} max	f _T typ (MHz)		
NPN	15	100	40	-	500	BF570	
	20	25	40	85	>275	BFS20	BFS20W
		30	65	225	260	BFS19	
PNP	40	25	67	220	380	BF840	
	30	25	25	50	250	BF824	BF824W
	40	25	50	-	>325	BF550	

RETs 100 mA single



Package					SOT23		SOT323 (SC-70)			
										
Size (mm)					2.9 x 1.3 x 1.0		2.0 x 1.25 x 0.95			
P _{tot} (mW)					250		200			
V _{CEO} (V)	I _c (mA)	Configuration	R1 (kΩ)	R2 (kΩ)	NPN	PNP	NPN	PNP		
50	100		1	1		PDTA113ET		PDTA113EU		
			2.2	2.2	PDTC123ET	PDTA123ET	PDTC123EU	PDTA123EU		
			4.7	4.7	PDTC143ET	PDTA143ET	PDTC143EU	PDTA143EU		
			10	10	PDTC114ET	PDTA114ET	PDTC114EU	PDTA114EU		
			22	22	PDTC124ET	PDTA124ET	PDTC124EU	PDTA124EU		
			47	47	PDTC144ET	PDTA144ET	PDTC144EU	PDTA144EU		
			100	100	PDTC115ET	PDTA115ET	PDTC115EU	PDTA115EU		
			1	10		PDTA113ZT				PDTA113ZU
			2.2	10	PDTC123YT	PDTA123YT	PDTC123YU	PDTA123YU		
			2.2	47	PDTC123JT	PDTA123JT	PDTC123JU	PDTA123JU		
			4.7	10	PDTC143XT	PDTA143XT	PDTC143XU	PDTA143XU		
			4.7	47	PDTC143ZT	PDTA143ZT	PDTC143ZU	PDTA143ZU		
			10	47	PDTC114YT	PDTA114YT	PDTC114YU	PDTA114YU		
			22	47	PDTC124XT	PDTA124XT	PDTC124XU	PDTA124XU		
		47	10	PDTC144VT	PDTA144VT	PDTC144VU	PDTA144VU			
		47	22	PDTC144WT	PDTA144WT	PDTC144WU	PDTA144WU			
		2.2	-	PDTC123TT	PDTA123TT	PDTC123TU	PDTA123TU			
		4.7	-	PDTC143TT	PDTA143TT	PDTC143TU	PDTA143TU			
		10	-	PDTC114TT	PDTA114TT	PDTC114TU	PDTA114TU			
		22	-	PDTC124TT	PDTA124TT	PDTC124TU	PDTA124TU			
		47	-	PDTC144TT	PDTA144TT	PDTC144TU	PDTA144TU			
		100	-	PDTC115TT	PDTA115TT	PDTC115TU	PDTA115TU			
										

Package					SOT416 (SC-75)		SOT883 (SC-101)			
										
Size (mm)					1.6 x 0.8 x 0.77		1.0 x 0.6 x 0.5			
P _{tot} (mW)					150		250			
V _{CEO} (V)	I _c (mA)	Configuration	R1 (kΩ)	R2 (kΩ)	NPN	PNP	NPN	PNP		
50	100		1	1		PDTA113EE		PDTA113EM		
			2.2	2.2	PDTC123EE	PDTA123EE	PDTC123EM	PDTA123EM		
			4.7	4.7	PDTC143EE	PDTA143EE	PDTC143EM	PDTA143EM		
			10	10	PDTC114EE	PDTA114EE	PDTC114EM	PDTA114EM		
			22	22	PDTC124EE	PDTA124EE	PDTC124EM	PDTA124EM		
			47	47	PDTC144EE	PDTA144EE	PDTC144EM	PDTA144EM		
			100	100	PDTC115EE	PDTA115EE	PDTC115EM	PDTA115EM		
			1	10		PDTA113ZE				PDTA113ZM
			2.2	10	PDTC123YE	PDTA123YE	PDTC123YM	PDTA123YM		
			2.2	47	PDTC123JE	PDTA123JE	PDTC123JM	PDTA123JM		
			4.7	10	PDTC143XE	PDTA143XE	PDTC143XM	PDTA143XM		
			4.7	47	PDTC143ZE	PDTA143ZE	PDTC143ZM	PDTA143ZM		
			10	47	PDTC114YE	PDTA114YE	PDTC114YM	PDTA114YM		
			22	47	PDTC124XE	PDTA124XE	PDTC124XM	PDTA124XM		
		47	10	PDTC144VE	PDTA144VE	PDTC144VM	PDTA144VM			
		47	22	PDTC144WE	PDTA144WE	PDTC144WM	PDTA144WM			
		2.2	-	PDTC123TE	PDTA123TE	PDTC123TM	PDTA123TM			
		4.7	-	PDTC143TE	PDTA143TE	PDTC143TM	PDTA143TM			
		10	-	PDTC114TE	PDTA114TE	PDTC114TM	PDTA114TM			
		22	-	PDTC124TE	PDTA124TE	PDTC124TM	PDTA124TM			
		47	-	PDTC144TE	PDTA144TE	PDTC144TM	PDTA144TM			
		100	-	PDTC115TE	PDTA115TE	PDTC115TM	PDTA115TM			
										


RETs 100 mA double

Package					SOT457 (SC-74)		SOT363 (SC-88)			SOT666					
															
Size (mm)					2.9 x 1.5 x 1.0		2.0 x 1.25 x 0.95			1.6 x 1.2 x 0.55					
P _{tot} (mW)					600		300			300					
V _{CEO} (V)	I _c (mA)	Configuration	R1 (kΩ)	R2 (kΩ)	NPN/NPN	NPN/PNP	NPN/NPN	NPN/PNP	PNP/PNP	NPN/NPN	NPN/PNP	PNP/PNP			
50	100	R1 = R2	2.2	2.2			PUMH20	PUMD20	PUMB20	PEMH20	PEMD20	PEMB20			
			4.7	4.7			PUMH15	PUMD15	PUMB15	PEMH15	PEMD15	PEMB15			
			10	10			PIMD3	PUMH11	PUMD3	PUMB11	PEMH11	PEMD3	PEMB11		
			22	22			PIMD2	PUMH1	PUMD2	PUMB1	PEMH1	PEMD2	PEMB1		
			47	47					PUMH2	PUMD12	PUMB2	PEMH2	PEMD12	PEMB2	
			100	100					PUMH24	PUMD24	PUMB24	PEMH24	PEMD24	PEMB24	
			2.2	47					PUMH10	PUMD10	PUMB10	PEMH10	PEMD10	PEMB10	
			4.7	10					PUMH18	PUMD18	PUMB18	PEMH18	PEMD18	PEMB18	
			4.7	47					PUMH13	PUMD13	PUMB13	PEMH13	PEMD13	PEMB13	
			10	47	PIMH9			PUMH9	PUMD9	PUMB9	PEMH9	PEMD9	PEMB9		
			22	47				PUMH16	PUMD16	PUMB16	PEMH16	PEMD16	PEMB16		
			47	22				PUMH17	PUMD17	PUMB17	PEMH17	PEMD17	PEMB17		
			47/2.2	47/47						PUMD48			PEMD48		
			2.2	-					PUMH30	PUMD30	PUMB30	PEMH30	PEMD30	PEMB30	
		4.7	-					PUMH7	PUMD6	PUMB3	PEMH7	PEMD6	PEMB3		
		10	-					PUMH4	PUMD4	PUMB4	PEMH4	PEMD4	PEMB4		
		22	-					PUMH19	PUMD19	PUMB19	PEMH19	PEMD19	PEMB19		
		47	-					PUMH14	PUMD14	PUMB14	PEMH14	PEMD14	PEMB14		
							Only R1								

RETs 500 mA

Package					SOT457 (SC-74)		SOT23	
								
Size (mm)					2.9 x 1.5 x 1.0		2.9 x 1.3 x 1.0	
P _{tot} (mW)					600		250	
V _{CEO} (V)	I _c (mA)	Configuration	R1 (kΩ)	R2 (kΩ)	NPN/NPN	NPN/PNP	NPN	PNP
50	500	R1 = R2	1.0	1.0			PDTD113ET	PDTB113ET
			2.2	2.2			PDTD123ET	PDTB123ET
			1.0	10	PIMN31	PIMC31	PDTD113ZT	PDTB113ZT
		R1 ≠ R2	2.2	10			PDTD123YT	PDTB123YT
			2.2	10			PDTD123TT	PDTB123TT
			2.2	-				

Low V_{CEsat} (BISS) RETs

Package						SOT23
Size (mm)						
P _{tot} (mW)						250
Polarity	V _{CEO} (V)	I _c (mA)	R1 (kΩ)	R2 (kΩ)		
NPN	40	600	R1 = R2	1	1	PBRN113ET
				2.2	2.2	PBRN123ET
			R1 ≠ R2	1	10	PBRN113ZT
				2.2	10	PBRN123YT
PNP	40	600	R1 = R2	1	1	PBRP113ET
				2.2	2.2	PBRP123ET
			R1 ≠ R2	1	10	PBRP113ZT
				2.2	10	PBRP123YT

Low V_{CEsat} (BISS) transistors single NPN

Package											SOT223 (SC-73)	SOT89 (SC-62)	SOT457 (SC-74)		SOT23	SOT1061	SOT323 (SC-70)	SOT363 (SC-88)	SOT416 (SC-75)	SOT666	SOT883 (SC-101)	
Size (mm)											6.5 x 3.5 x 1.65	4.5 x 2.5 x 1.5	2.9 x 1.5 x 1.0		2.9 x 1.3 x 1.0	2.0 x 2.0 x 0.65	2.0 x 1.25 x 0.95	2.0 x 1.25 x 0.95	1.6 x 0.8 x 0.77	1.6 x 1.2 x 0.55	1.0 x 0.6 x 0.5	
P _{tot} (mW)											1700	1650	750		480	1400	350	430	250	500	250	
V _{CEO} (V)	I _C (A)	I _{CM} (A)	h _{FE} min/typ	@ I _C (A)	@ V _{CE} (V)	R _{CEsat} typ (mΩ); I _C /I _B = 10	V _{CEsat} typ (mV); I _C = 0.5 A; I _B = 0.05 A	V _{CEsat} max (mV)	@ I _C (A)	@ I _B (A)												
12	5.3	10.6	300/530	0.5	2	27 ¹⁾	18	200	5.3	0.265												
	5.8	11.6	300/530	0.5	2	29 ¹⁾	18	235	5.8	0.29	PBSS301NZ											
	6.0	7.0	280/440	0.5	2	33 ¹⁾	20	275	6	0.3				PBSS4612PA								
15	0.5	1.0	200/325	0.01	2	360	-	250	0.5	0.05											PBSS2515M	
			200/425	0.01	2	300	200	250	0.5	0.05												
20	1.0	3.0	350/470	0.1	2	220	110 ²⁾	250	1	0.05												
	2.0	4.0	220/410	0.5	2	140	70	350	2	0.2												
		5.0	220/330	0.1	2	80	45	310	3	0.3												
	3.0	5.0	220/390	0.5	2	85	40	310	3	0.3												
	4.0	15.0	300/450	0.5	2	50	30	280	4	0.4												
	4.3	8.0	300/550	0.5	2	36	21	220	4	0.2												
	5.0	10.0	300/450	0.5	2	32	35	220	5	0.5												
	5.3	10.6	300/570	0.5	2	27 ¹⁾	20	200	5.3	0.265												
	5.8	10.2	300/570	0.5	2	30 ¹⁾	20	250	5.8	0.29												
	6.0	7.0	280/440	0.5	2	33 ¹⁾	20	275	6	0.3												
30	1.0	3.0	300/450	0.5	2	240	120 ²⁾	270	1	0.05												
	2.0	3.0	300/450	0.5	2	120	70	320	2	0.2												
	2.6	5.0	300/500	0.5	2	76	80	320	3	0.3												
	3.0	5.0	300/490	0.5	2	80	45	300	3	0.3												
	3.0	5.0	300/465	0.5	2	75	40	300	3	0.3												
	3.5	6.0	300/500	0.5	2	50	70	300	4	0.4												
	4.7	10.0	300/500	0.5	2	45	57	250	4	0.4												
	5.1	10.2	300/480	0.5	2	30 ¹⁾	20	220	5.1	0.255												
	5.4	10.0	300/500	0.5	2	45	57	340	4.9	0.27												
	5.5	11.0	300/480	0.5	2	31 ¹⁾	20	240	5.5	0.275												
40	0.5	1.0	200/550	0.01	2	380	200 ²⁾	250	0.5	0.05												
	1.0	3.0	200/350	0.01	2	380	190	250	0.5	0.05												
		3.0/-	0.5	5	150	70	440	2	0.2													
	2.0	3.0/440	0.5	5	240	130	500	1	0.1													
		3.0/510	0.5	5	230	120	500	1	0.1													
	3.0	3.0/420	0.5	5	150	130	500	1	0.1													
		3.0/400	0.5	5	150	70	400	2	0.2													
	3.5	3.0	350/470	0.1	2	120	70	320	2	0.2												
	4.0	15.0	300/520	0.5	2	55	35	300	4	0.4												
	5.0	10.0	300/500	0.5	2	40	21	355	5	0.5												
50	2.0	5.0	300/495	0.5	2	100	60	260	2	0.2												
	3.0	3.0/-	0.5	2	160	90 ²⁾	320	2	0.2													
		200/280	0.5	2	110	65	290	2	0.2													
	3.0	5.0	300/460	0.5	2	75	50	370	3	0.3												
	3.0	200/280	0.5	2	110	60 ¹⁾	290	2	0.2													
		200/400	0.5	5	200	110	250	1	0.1													
	1.0	2.0	200/420	0.5	5	230	120	280	1	0.1												
	3.0	6.0	345/570	0.5	2	65	40	260	3	0.3												
	3.8	8.0	300/500	0.5	2	46	29	200	3	0.3												
	60	4.7	9.4	300/520	0.5	2	37 ¹⁾	25	245	4.7	0.235											
5.2		10.4	300/520	0.5	2	39 ¹⁾	25	280	5.2	0.26												
6.0		7.0	280/440	0.5	2	34 ¹⁾	22	290	6	0.3												
6.2		15.0	300/500	0.5	2	25	17	230	6	0.3												
7.0		15.0	300/500	0.5	2	17.5	13	195	7	0.35												
3.0		6.0	240/360	0.5	2	67	40	255	3	0.3												
4.0		10.0	250/400	0.5	2	43 ¹⁾	25	230	4	0.2												
4.6		9.2	300/470	0.5	2	37 ¹⁾	25	240	4.6	0.23												
5.1		10.2	300/470	0.5	2	38 ¹⁾	25	270	5.1	0.255												
5.6		7.0	270/425	0.5	2	40 ¹⁾	25	320	5.6	0.28												
100	1.0	3.0	150/400	0.25	10	160	80	200	1	0.1												
			150/300	0.25	10	165	70	200	1	0.1												
			150/290	0.25	10	160	75	200	1	0.1												
			150/290	0.25	10	165	73	200	1	0.1												
	3.0	4.0	170/275	0.5	2	72	45	360	4	0.4												
	4.5	9.0	200/330	0.5	2	38 ¹⁾	27	245	4.5	0.225												
	5.1	10.2	200/330	0.5	2	43 ¹⁾	27	300	5.1	0.255												
	5.2	6.0	180/285	0.5	2	48 ¹⁾	30	340	5.2	0.26												

Bipolar transistors

¹⁾ I_C/I_B = 20
²⁾ V_{CEsat} (max)
³⁾ optimized for high speed switching

Low V_{CEsat} (BISS) transistors single PNP

Package											SOT223 (SC-73)	SOT89 (SC-62)	SOT457 (SC-74)		SOT23	SOT1061	SOT323 (SC-70)	SOT363 (SC-88)	SOT416 (SC-75)	SOT666	SOT883 (SC-101)	
Size (mm)											6.5 x 3.5 x 1.65	4.5 x 2.5 x 1.5	2.9 x 1.5 x 1.0		2.9 x 1.3 x 1.0	2.0 x 2.0 x 0.65	2.0 x 1.25 x 0.95	2.0 x 1.25 x 0.95	1.6 x 0.8 x 0.77	1.6 x 1.2 x 0.55	1.0 x 0.6 x 0.5	
P _{tot} (mW)											1700	1650	750		480	1400	350	430	250	500	250	
V _{CEO} (V)	I _C (A)	I _{CM} (A)	h _{FE} min/typ	@ I _C (V)	@ V _{CE} (V)	R _{CEsat} typ (mΩ); I _C /I _B = 10	V _{CEsat} typ (mV); I _C = 0.5 A; I _B = 0.05 A	V _{CEsat} max (mV)	@ I _C (A)	@ I _B (A)												
12	5.3	10.6	250/400	0.5	2	28 ¹⁾	20	210	5.3	0.265												
	5.7	11.4	250/400	0.5	2	30 ¹⁾	20	245	5.7	0.285	PBSS301PZ											
	6.0	7.0	220/335	0.5	2	33 ¹⁾	20	300	6	0.3				PBSS5612PA								
15	0.5	1.0	200/260	0.01	2	300	150	250	0.5	0.05											PBSS3515M	
			200/325	0.01	2	300	150	250	0.5	0.05												
20	1.0	2.0	300/450	0.1	2	250	125 ²⁾	250	1	0.05												
	2.0	4.0	220/440	0.1	2	140	75	390	2	0.2												
		3.0	225/-	0.5	2	115	80 ²⁾	225	2	0.2												
		5.0	220/420	0.5	2	75	50	210	2	0.2												
	3.0	5.0	200/-	0.5	2	85	80 ²⁾	400	3	0.3												
			220/450	0.5	2	90	50	300	3	0.3												
	3.5	8.0	250/400	0.5	2	55	35	375	4	0.2												
	4.0	15.0	250/400	0.5	2	50	35	280	4	0.4												
	5.0	10.0	300/430	0.5	2	34	45	270	5	0.5												
	5.1	10.2	250/370	0.5	2	32 ¹⁾	25	230	5.1	0.255												
30	5.5	11.0	250/370	0.5	2	34 ¹⁾	25	265	5.5	0.275	PBSS302PZ											
	6.0	7.0	230/345	0.5	2	39 ¹⁾	25	350	6	0.3												
	6.2	15.0	250/400	0.5	2	23	18	240	6	0.3												
	6.6	20.0	250/400	0.5	2	22	16	240	7	0.35	PBSS4021PZ											
	1.0	3.0	260/350	0.5	2	220	110	225	1	0.05												
	2.0	3.0	300/450	0.1	2	160	70	350	2	0.2												
	2.4	5.0	200/320	0.5	2	110	95	330	2	0.2												
	2.7	5.0	200/350	0.5	2	88	87	395	3	0.3												
	3.0	5.0	200/380	0.5	2	80	50	320	3	0.3												
	3.0	5.0	200/320	0.5	2	75	45	320	3	0.3												
40	4.2	10.0	200/350	0.5	2	58	70	345	4	0.4												
	4.4	10.0	200/350	0.5	2	58	70	400	4	0.2												
	5.1	10.2	250/400	0.5	2	32 ¹⁾	25	230	5.1	0.255	PBSS4032PZ ³⁾											
	5.3	10.6	250/400	0.5	2	35 ¹⁾	25	265	5.3	0.265	PBSS303PZ											
	6.0	7.0	200/335	0.5	2	39 ¹⁾	25	350	6	0.3												
	0.5	1.0	200/380	0.01	2	440	220	350	0.5	0.05												
			200/380	0.01	2	440	230	350	0.5	0.05												
	1.0	2.0	300/-	0.1	5	200	120	310	1	0.1												
			300/520	0.1	5	230	130	500	1	0.1												
			300/800	0.1	5	250	130	500	1	0.1												
300/510			0.1	5	230	130	500	1	0.1													
300/450			0.1	5	185	100	530	2	0.2													
1.8	3.0	300/450	0.1	5	200	110 ²⁾	350	2	0.2													
2.0	3.0	300/-	0.1	2	150	70	350	2	0.2													
		300/450	0.1	2	150	70	350	2	0.2													
		200/310	0.5	2	55	46	300	4	0.4													
4.0	15.0	250/370	0.5	2	45	33	375	5	0.5													
		250/350	0.5	2	55	40 ¹⁾	160	2	0.2													
50	3.0	200/-	0.5	2	150	90 ²⁾	300	2	0.1													
		200/360	0.5	2	90	55	270	2	0.2													
	2.0	5.0	200/-	0.5	2	160	90 ²⁾	320	2	0.2												
			200/300	0.5	2	120	70	300	2	0.2												
	3.0	5.0	200/375	0.5	2	120	70	390	3	0.3												
60	1.0	2.0	150/250	0.5	5	220	120	330	1	0.1												
			150/250	0.5	5	255	135	340	1	0.1												
			150/250	0.5	5	220	120	330	1	0.1												
	2.7	8.0	200/300	0.5	2	80	49	360	3	0.3												
	3.0	6.0	180/265	0.5	2	70	55	290	3	0.3												
	4.2	8.4	200/295	0.5	2	53 ¹⁾	35	310	4.2	0.21												
	4.5	9.0	200/295	0.5	2	59 ¹⁾	35	375	4.5	0.225	PBSS304PZ											
	5.0	15.0	170/260	0.5	2	35 ¹⁾	35	450	5	0.25												
			200/300	0.5	2	40	30	300	5	0.5												
	5.7	15.0	200/300	0.5	2	29	22	285	6	0.3												
80	3.0	155/225	0.5	2	71	55	290	3	0.3													
		180/265	0.5	2	65 ¹⁾	40	420	4	0.2													
	4.0	10.0	200/300	0.5	2	50	35	380	5	0.5												
4.5	9.0	200/280	0.5	2	43	36	240	4	0.4													
		200/280	0.5	2	69 ¹⁾	36	450	4.5	0.225													
100	1.0	3.0	150/-	0.25	5	170	93	320	1	0.1												
			150/350	0.5	5	170	95	320	1	0.1												
			150/350	0.5	5	170	100	320	1	0.1												
			150/350	0.5	5	170	90	320	1	0.1												
	2.0	3.0	175/275	0.5	2	88	65	250	2	0.2												
	2.7	4.0	180/295	0.5	2	110 ¹⁾	45	450	2.7	0.135												
3.7	7.4	200/300	0.5	2	52	45	300	4	0.4													
4.1	8.2	200/300	0.5	5	57	45	325	4.1	0.41													

¹⁾ I_C/I_B = 20
²⁾ V_{CEsat} (max)
³⁾ optimized for high speed switching

In the Spotlight


New low V_{CEsat} (BISS) transistors

Industry's first combination of reduced switching times (down to 125 ns) with minimized saturation voltage (below 50 mV)

Voltage range from 12 V to 100 V

Flexible package options, from standard SMD to brand new medium power leadless package SOT1061 (2 x 2 x 0.65 mm)

Benchmark for reduced on-state-resistance



Low V_{CEsat} (BISS) double transistors

Package		SOT96 (SO8)	SOT457 (SC-74)	SOT363 (SC-88)	SOT666					
Size (mm)		4.9 x 3.9 x 1.75	2.9 x 1.5 x 1.0	2.0 x 1.25 x 0.95	1.6 x 1.2 x 0.55					
P _{tot} (mW)		2000 ²⁾	750	430	500					
V _{CEO} (V)	I _C (A)	Polarity	h _{FE} min	@ I _C (A)	@ V _{CE} (V)	V _{CEsat} typ (mV); I _C = 0.5 A; I _B = 0.05 A	V _{CEsat} max (mV)	@ I _C (A)	@ I _B (A)	
15	0.5	2 x NPN	200	0.01	2	170 ¹⁾	250	0.5	0.05	PBSS2515VS
		2 x PNP	200	0.01	2	170 ¹⁾	250	0.5	0.05	PBSS3515VS
		NPN/PNP	200	0.01	2	170 ¹⁾	250	0.5	0.05	PBSS2515VPN
		NPN/PNP	200	0.01	2	170 ¹⁾	250	0.5	0.05	PBSS2515YPN
20	7.5	NPN/NPN	300	0.5	2	15	150	4	0.2	PBSS4021SN
		PNP/PNP	250	0.5	2	24	225	4	0.2	PBSS4021SP
		NPN/PNP	300/250	0.5	2	15/24	150/225	4	0.2	PBSS4021SPN
30	5.7	NPN/NPN	300	0.5	2	57	250	4	0.4	PBSS4032SN ³⁾
		PNP/PNP	200	0.5	2	70	390	4	0.4	PBSS4032SP ³⁾
		NPN/PNP	300/200	0.5	2	57/70	250/390	4	0.4	PBSS4032SPN ³⁾
40	1.0	NPN/PNP	300/250	0.5	5	130/150	500	1	0.1	PBSS4140DPN
		NPN/PNP	300/250	0.5	5	80/100	400/530	2	0.2	PBSS4240DPN
50	2.7	2 x NPN	300	0.5	2	50	340	2.7	0.27	PBSS4350SS
		2 x PNP	200	0.5	2	60	370	2.7	0.27	PBSS5350SS
		NPN/PNP	300/200	0.5	2	50/60	340/370	2.7	0.27	PBSS4350SPN
60	1.0	2 x NPN	200	0.5	5	115	250	1	0.1	PBSS4160DS
		2 x PNP	150	0.5	5	120	330	1	0.1	PBSS5160DS
		NPN/PNP	200/150	0.5	5	115/120	250/330	1	0.1	PBSS4160DPN
	6.7	NPN/NPN	300	0.5	2	20	190	4	0.2	PBSS4041SN
	5.9	PNP/PNP	200	0.5	2	35	330	4	0.2	PBSS4041SP
6.7 / 5.9	NPN/PNP	300/200	0.5	2	20/35	190/330	4	0.2	PBSS4041SPN	

¹⁾ I_C/I_B=20
²⁾ Device mounted on a ceramic PCB, Al₂O₃, standard footprint.
³⁾ Optimized for high speed switching

Low V_{CEsat} (BISS) load switches

Package				SOT96 (SO8)	SOT457 (SC-74)	SOT363 (SC-88)	SOT666	
Size (mm)				4.9 x 3.9 x 1.75	2.9 x 1.5 x 1.0	2.0 x 1.25 x 0.95	1.6 x 1.2 x 0.55	
P _{tot} (mW)				1500 ¹⁾	750 ¹⁾	600 ¹⁾	300 ²⁾	
V _{CEO} (V)	I _C (A)	V _{CEsat} max (mV); I _C = 0.5 A; I _B = 0.05 A	R1, R2 (kΩ)					
15	0.5	250	2.2				PBLS1501Y	
			4.7				PBLS1502Y	
			10				PBLS1503Y	
			22				PBLS1504Y	
20	1	150	2.2				PBLS2001D	
			4.7				PBLS2002D	
			10				PBLS2003D	
			22				PBLS2004D	
	1.8	70	70	2.2				PBLS2021D
				4.7				PBLS2022D
				10				PBLS2023D
				22				PBLS2024D
3	75	75	2.2				PBLS2001S	
			4.7				PBLS2002S	
			10				PBLS2003S	
			22					
40	0.5	350	2.2				PBLS4001Y	
			4.7				PBLS4002Y	
			10				PBLS4003Y	
			22				PBLS4004Y	
	1	170	170	2.2				PBLS4001D
				4.7				PBLS4002D
				10				PBLS4003D
				22				PBLS4004D
60	1	180	2.2				PBLS6001D	
			4.7				PBLS6002D	
			10				PBLS6003D	
			22				PBLS6004D	
	1.5	100	100	2.2				PBLS6021D
				4.7				PBLS6022D
				10				PBLS6023D
				22				PBLS6024D

¹⁾ Device mounted on a ceramic PCB, Al₂O₃, standard footprint
²⁾ Device mounted on an FR4 PCB, single-sided copper, tin-plated and standard footprint

Key features

- ▶ Low V_{CEsat} (BISS) transistor and resistor-equipped transistor (RET) in one package
- ▶ Low saturation voltage
- ▶ Low 'threshold' voltage (<1 V) compared to MOSFET
- ▶ Low drive power required
- ▶ Range of small, very small and ultra small packages

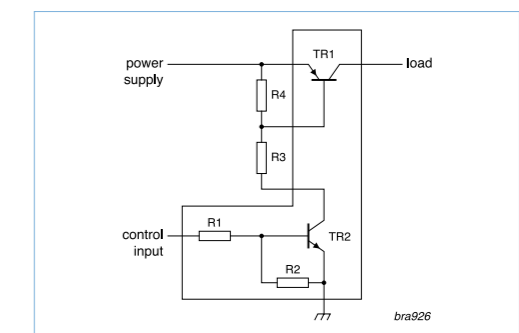
Key benefits

- ▶ Smaller end products
- ▶ Reduced component count
- ▶ Less sourcing effort
- ▶ Fewer solder points increase reliability
- ▶ Cost reduction
- ▶ More efficient, cooler running systems

Key applications

- ▶ Supply line switch
- ▶ Battery charger
- ▶ High-side switch for LEDs, drivers and backlights
- ▶ Portable equipment

BISS load switch



High voltage low V_{CEsat} (BISS) transistors

types in **bold** represent new products

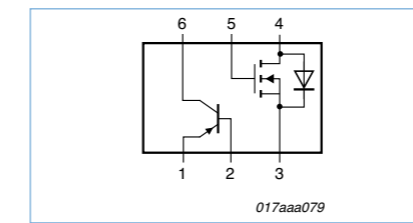
				SOT223 (SC-73)	SOT89 (SC-62)	SOT23
Package						
Size (mm)				6.5 x 3.5 x 1.65	4.5 x 2.5 x 1.5	2.9 x 1.3 x 1.0
P_{tot} (mW)				1700	1300	250
Polarity	$V_{CESM}^{1)}$	V_{CEO} (V)	I_C (A)			
NPN	-	150	1	PBHV8115Z		PBHV8115T
			2	PBHV8215Z		
		180	1			PBHV8118T
	500	400	0.5	PBHV8540Z		PBHV8540T
			1	PBHV8140Z		
		500	0.15			PMBTA45
PNP	-	150	1	PBHV9115Z	PBHV9115X	PBHV9115T
			2	PBHV9215Z		
		0.25	PBHV9040Z		PBHV9040T	
	500	400	0.5	PBHV9540Z		
			0.15			PBHV9050T
		500	0.25	PBHV9050Z		

¹⁾ Collector-emitter peak voltage

Low V_{CEsat} (BISS) transistor PNP – N-channel MOSFET combination

types in **bold** represent new products

											SOT1118
Package											
Size (mm)											2.0 x 2.0 x 0.65
P_{tot} (mW)											1300
V_{CEO} (V)	I_C (A)	h_{FE} min	h_{FE} max	@ I_C (mA)	@ V_{CE} (V)	R_{CEsat} typ (mΩ)	V_{DS} (V)	V_{GS} (V)	I_D (A)	R_{Dson} typ (mΩ)	
40	2	300	800	100	5	240	30	0.7	0.66	390	PBSM5240PF



Combination of Low V_{CEsat} transistor with N-channel MOSFET in the very small and ultra thin leadless package SOT1118

In the Spotlight

High voltage low V_{CEsat} (BISS) transistors in SOT223 & SOT23

- Voltage V_{CEO} up to 500 V
- Current I_C up to 1 A (continuous), 2 A (peak)
- V_{CEsat} down to 33 mV at $I_B = 20$ mA
- AEC-Q101 qualified

Low V_{CEsat} (BISS) RETs

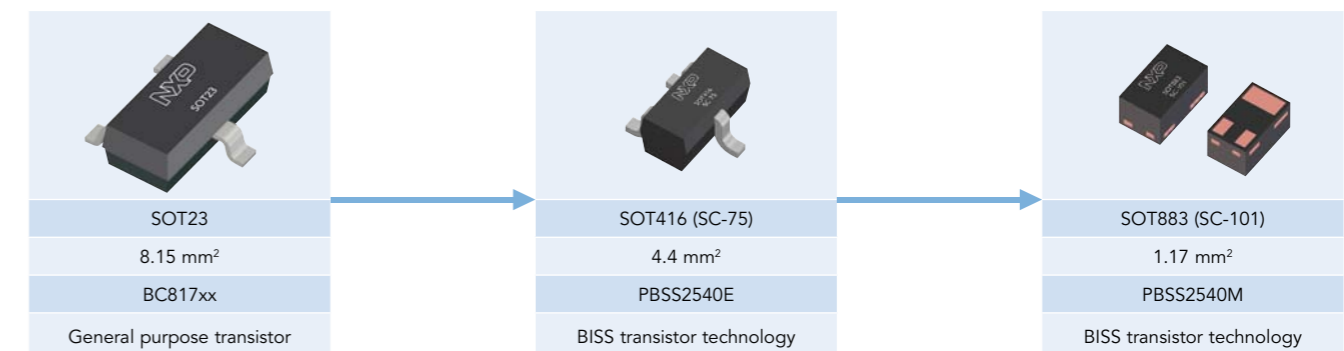
					SOT23	
Package						
Size (mm)					2.9 x 1.3 x 1.0	
P_{tot} (mW)					250	
V_{CEO} (V)	I_C (mA)		R1 (kΩ)	R2 (kΩ)	NPN	PNP
40	600	R1 = R2	1	1	PBRN113ET	PBRP113ET
			2.2	2.2	PBRN123ET	PBRP123ET
		R1 ≠ R2	1	10	PBRN113ZT	PBRP113ZT
			2.2	10	PBRN123YT	PBRP123YT

Advantages of low V_{CEsat} (BISS) technology

Our BISS (Breakthrough In Small-Signal) transistors show lowest V_{CEsat} values due to an innovative mesh-emitter technology and further technology improvement. Benefit from:

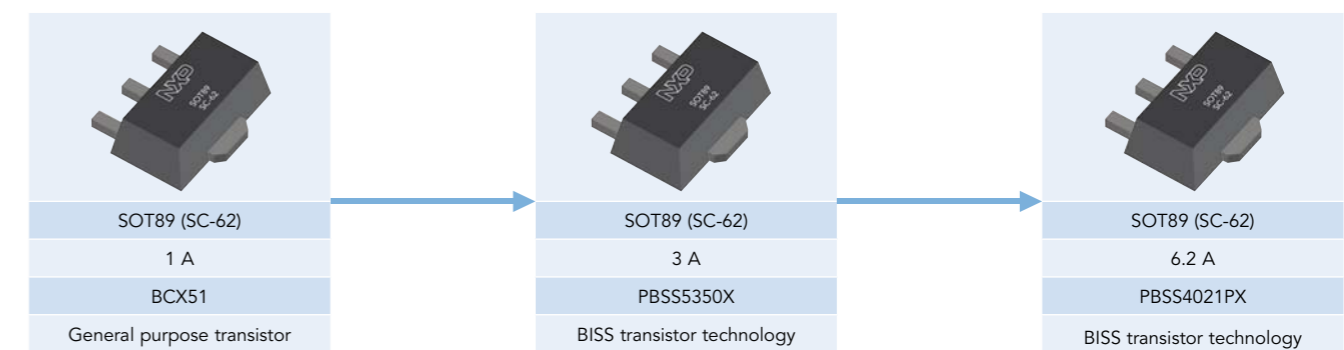
Reduction in board space

- Stable performance at smaller footprint
- $I_C = 0.5$ A; $V_{CEO} = 40 - 45$ V








Improved collector current capabilities

- 17.87 mm² footprint

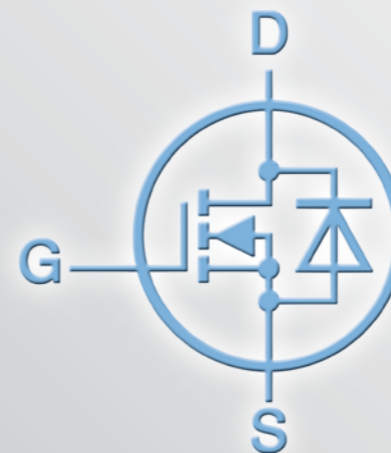


High voltage bipolar transistors for lighting, SMPS and industrial applications

types in **bold** represent new products

V_{CESM} (V)	$I_{C(DC)}$ (max) (A)	25 °C ind. t_f (typ) (ns)	@ I_C (A)	h_{FE} (typ)	@ I_C (A)	SOT54 (TO92)	SOT78 (TO220AB)	SOT186A (isolated TO220AB)	SOT404 (D ² PAK)	SOT428 (DPAK)
										
700	1	80	1	7.5	0.8	BUJ100LR				
	1	80	1	7.5	0.8	PHE13003A				
	1	50	1	14	0.75	BUJ100				
	1.5	100	0.5	9	1	PHE13003C				
	1.5	100	0.5	9	1	PHD13003C ¹⁾				
	4	30	2	12.5	3		BUJ103A	BUJ103AX		BUJ103AD
	4	30	2	12.5	3					BUJD103AD ¹⁾
	4	100	2	17	2		PHE13005	PHE13005X		
	4	100	2	17	2		PHD13005 ¹⁾			
	8	20	5	11	4		BUJ105A		BUJ105AB	BUJ105AD
	8	20	5	11	4					BUJD105AD ¹⁾
	8	40	5	9	5		PHE13007			
	10	20	5	11	6		BUJ106A			
12	100	5	6 min - 30 max	8		PHE13009				
850	4	30	2	12.5	3		BUJD203A¹⁾	BUJD203AX¹⁾		BUJD203AD¹⁾
1000	5	145	2.5	12	3		BUJ303A	BUJ303AX		BUJ303AD
1050	4	520	2	41	0.8		BUJ302A	BUJ302AX		BUJ302AD
	5	200	2.5	10.5	3		BUJ303B			
1200	6	170	2.5	15.5	3		BUJ403A			

¹⁾ Integrated freewheeling diode



MOSFETs

Small-signal MOSFETs

70

- Small-signal MOSFETs single (N-channel) < 50 V
- Small-signal MOSFETs single (N-channel) ≥ 50 V
- Small-signal MOSFETs dual (N-channel)
- Small-signal MOSFETs single (P-Channel)
- Small-signal MOSFET – Schottky combination
- Small-signal MOSFETs dual (P-channel)

70
72
74
74
76
76

Power MOSFETs

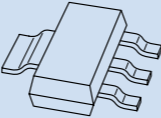
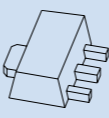




77

- 12 V - 25 V N-channel MOSFETs
- 30 V N-channel MOSFETs
- 40 V - 55 V N-channel MOSFETs
- 60 V - 80 V N-channel MOSFETs
- 100 V - 110 V N-channel MOSFETs
- 150 V - 300 V N-channel MOSFETs
- P-channel MOSFETs
- Multi-chip MOSFETs

77
78
79
80
81
82
83
83

Small-signal MOSFETs single (N-channel) ≥ 50 V

types in **bold** represent new products

													SOT223 (SC-73)		SOT89 (SC-62)	SOT23	SOT323 (SC-70)	SOT416 (SC-75)	SOT883 (SC-101)
Package																			
Size (mm)													6.5 x 3.5 x 1.65		4.5 x 2.5 x 1.5	2.9 x 1.3 x 1.0	2.0 x 1.25 x 0.95	1.6 x 0.8 x 0.77	1.0 x 0.6 x 0.5
P _{tot} (mW)													1700		1300	250	200	150	250
V _{DS} (V)	V _{GS} (V)	I _D (A)	V _{GS(th) min} (V)	V _{GS(th) max} (V)	t _{on typ} (ns)	t _{off typ} (ns)	Q _{G typ} (nC)	ESD protection (kV)	R _{DS(on) typ} (mΩ) @ V _{GS} =										
									10 V	4.5 V	2.5 V	1.8 V							
50	20	0.1	0.4	1.8	2	5	-	-	2800	3800 ³⁾	-	-							
55	8	0.3	0.4	1.3	4	11	1	-	-	2300	2400	3100							
	10	0.335	0.4	1.3	4	11	1	-	-	2300	2400	3100							
	13	2.5	2	4	-	-	-	2	120	-	-	-							
3.5		1	2	-	-	-	2	-	65	-	-								
60	15	2.5	1	2	-	-	-	2	-	120	-	-							
		1	3.3	3	9	-	1	2800	3800	-	-								
	20	0.25	0.8	3	-	-	-	-	2500	-	-	-							
		0.36	0.9	1.5	5	13	0.72	-	900	1000	-	-							
		1.22	1	3	6	7.2	1.05	-	760	1100	-	-							
		0.57	1	-	6	7.2	-	-	780	1100	-	-							
		0.55	1	3	6	7.2	1.05	-	780	1100	-	-							
		0.3	1	2.5	7	15	0.6	-	1000	1300	-	-							
	30	0.3	1	2.5	11	19	0.5	2	1000	1300	-	-							
		0.3	1	2.5	16	60	1.09	3	1100	1300	-	-							
0.34		1	-	3	9	-	1	2800	3800	-	-								
0.385		1	2.5	2.5	11	0.69	-	780	1200	-	-								
100	16	0.475	1	2.5	2.5	11	0.69	-	780	1200	-	-							
		0.3	1	2.5	2.5	11	-	-	2800	3800	-	-							
	20	3.5	1	2	14	73	-	-	-	200	-	-							
		3	2	4	-	-	-	-	57	-	-	-							
		3.5	2	4	21	31	7.4	-	200	-	-	-							
		0.85	2	4	19	13	4.6	-	400	-	-	-							
		0.15	1	2.8	3	12	-	-	3500	-	-	-							
0.19	1	-	3	12	-	-	-	5000	-	-									
0.52	1	-	3	12	-	-	-	5000	-	-									
200	20	1.9	2	4	10.5	12.5	7	-	213	-	-								
240	20	0.4	0.8	2.8	6	49	-	-	1600	-	-	-							
		0.55	0.4	2	10	45	-	-	1700	-	3000	-							
240	20	0.375	0.8	2	6	47	-	-	2800	7500 ²⁾	-	-							
250	20	0.35	0.8	2	6	47	-	-	2800	-	-	-							
300	20	0.35	0.8	2	6	46	-	-	3700	-	4800	-							

¹⁾ Enhanced thermal capability


²⁾ Max values

³⁾ @ V_{GS} = 5 V

In the Spotlight

2N7002BKx - 2N7002 ESD-protected 60 V N-channel MOSFET-series in several SMD packages

- ESD protection up to 2 kV in several SMD packages
- Available in single and dual configuration
- Very fast switching
- TrenchMOS technology
- AEC-Q101 qualified



Small-signal MOSFETs dual (N-channel)

types in **bold** represent new products

Package										SOT363 (SC-88)	SOT666 (SC-88)		
Size (mm)										2.0 x 1.25 x 0.95	1.6 x 1.2 x 0.55		
P _{tot} (mW)										300	300		
V _{DS} (V)	V _{GS} (V)	I _b (A)	V _{GS(th) min} (V)	V _{GS(th) max} (V)	t _{on} typ (ns)	t _{off} typ (ns)	Q _g typ (nC)	ESD protection (kV)	R _{DS(on)} typ (mΩ) @ V _{GS} =				
									10 V	4.5 V	2.5 V	1.8 V	
20	8	0.87	0.45	1	14.5	23.5	-	-	-	280	-	460	PMGD280UN
	12	0.86	0.5	1.5	16	17	0.72	-	-	290	460	-	PMGD290XN
30	8	0.71	0.45	1	11.5	22.5	0.89	-	-	400	-	580	PMGD400UN
	12	0.74	0.5	1.5	17	19.5	0.65	-	-	370	550	-	PMGD370XN
	15	0.125	0.8	1.5	17	22	0.35	-	-	1800	2900	-	PMGD8000LN
60	20	0.49	1	-	6	7.2	1.05	-	-	780	1100	-	PMGD780SN
		0.36	0.9	1.5	5	13	0.72	-	-	900	1000	-	BSS138PS
		0.3	1	2.5	7	15	0.6	-	-	1000	1300	-	2N7002PS
		0.3	1	2.5	11	19	0.5	2	-	1000	1300	-	2N7002BKS

In the Spotlight

20 V, 100 mΩ P-channel enhancement mode Field-Effect Transistor (FET) – NX2301P


Housed in a small SMD plastic package SOT23

Very fast switching

TrenchMOS technology

AEC-Q101 qualified

1.8 V R_{DS(on)} rated for Low Voltage Gate Drive



Small-signal MOSFETs single (P-channel)

types in **bold** represent new products

Package										SOT223 (SC-73)	SOT89 (SC-62)	TSOP6 SOT457 (SC-74)	SOT23	SOT363 (SC-88)	SOT323 (SC-70)	SOT416 (SC-75)	SOT883 (SC-101)
Size (mm)										6.5 x 3.5 x 1.65	4.5 x 2.5 x 1.5	2.9 x 1.5 x 1.0	2.9 x 1.3 x 1.0	2.0 x 1.25 x 0.95	2.0 x 1.25 x 0.95	1.6 x 0.8 x 0.77	1.0 x 0.6 x 0.5
P _{tot} (mW)										1700	1300	600	250	300	200	150	250
V _{DS} (V)	V _{GS} (V)	I _b (A)	V _{GS(th) min} (V)	V _{GS(th) max} (V)	t _{on} typ (ns)	t _{off} typ (ns)	Q _g typ (nC)	ESD protection (kV)	R _{DS(on)} typ (mΩ) @ V _{GS} =								
									10 V	4.5 V	2.5 V	1.8 V					
12	8	1.52	0.4	-	6.5	65	-	-	-	80	-	140	BSH207				
		0.75	0.4	-	6.5	65	-	-	-	180	-	420	BSH205 ¹⁾				
20	8	tbd	tbd	tbd	tbd	tbd	tbd	-	-	21	tbd	tbd	PMN21UP*				
		tbd	tbd	tbd	tbd	tbd	tbd	-	-	27	tbd	tbd	PMN27UP*				
		2	0.5	1.1	7	50	6	-	-	100	-	-	NX2301P				
	12	4.8	0.55	0.95	16	117	10	-	-	48	65	-	PMN50XP				
		3.5	0.75	1.25	24	84	8.5	-	-	48	71	-	PMN48XP*				
		3.9	0.55	0.95	28	101	7.6	-	-	65	90	-	PMV65XP ¹⁾				
30	8	3.5	0.75	1.25	tbd	tbd	tbd	-	-	85	tbd	tbd	PMG85XP*				
		3.5	0.75	1.25	tbd	tbd	tbd	-	-	170	tbd	tbd	PMF170XP*				
		0.47	0.4	-	6.5	65	-	-	-	660	-	1100	BSH203				
50	20	3	1	2.8	20	50	-	-	220	330	-	-	BSP250				
		0.52	1	-	6.5	65	-	-	630	890	-	-	BSP250				
60	20	0.2	tbd	tbd	tbd	tbd	tbd	1	5300	6000	-	-	BSS84AK*				
		0.13	0.8	2	3	7	-	-	6000	-	-	-	BSS84				
200	20	0.225	0.8	2.8	5	20	-	-	2100	2700	-	-	BSP220				
240	20	0.2	0.8	2.8	5	20	-	-	10000	-	-	-	BSS192				
250	20	0.225	0.8	2.8	5	10	-	-	10000	-	-	-	BSP225				
300	20	0.21	1.95	2.8	5	15	-	-	17000 ²⁾	-	-	-	BSP230				


¹⁾ Enhanced thermal capability

²⁾ Max values

* Products to be released in 2011. For new product information, please check <http://standardproducts.nxp.com/mosfets>




Small-signal MOSFET – Schottky combination

types in **bold** represent new products

Package														SOT1118		
																
Size (mm)														2.0 x 2.0 x 0.65		
P _{tot} (mW)														1250		
Configuration	V _{DS} (V)	V _{GS} (V)	I _D (A)	V _{GS(th) min} (V)	V _{GS(th) max} (V)	t _{on typ} (ns)	t _{off typ} (ns)	Q _{G typ} (nC)	ESD protection (kV)	I _F (A)	V _R (V)	V _{F typ.} (mA)	R _{Dson typ} (mΩ) @ V _{GS} =			
													4.5 V	2.5 V	1.8 V	
single + schottky	20	8	3.3	0.5	1.5	15	92	4.5	1	2	30	455	58	72	100	PMFPB6545UP
			3.3	0.5	1.5	15	92	4.5	1	2.2	30	325	58	72	100	PMFPB6532UP

Small-signal MOSFETs dual (P-channel)

types in **bold** represent new products


Package											SOT363 (SC-88)	SOT666 (SC-88)	SOT1118		
															
Size (mm)											2.0 x 1.25 x 0.95	1.6 x 1.2 x 0.55	2.0 x 2.0 x 0.65		
P _{tot} (mW)											300	300	1250		
V _{DS} (V)	V _{GS} (V)	I _D (A)	V _{GS(th) min} (V)	V _{GS(th) max} (V)	t _{on typ} (ns)	t _{off typ} (ns)	Q _{G typ} (nC)	ESD protection (kV)	R _{Dson typ} (mΩ) @ V _{GS} =						
									10 V	4.5 V	2.5 V	1.8 V			
20	8	3.3	0.5	1.5	15	92	4.5	1	-	58	72	100			PMDPB65UP
50	20	0.2	tbd	tbd	tbd	tbd	tbd	1	5300	6000	-	-	BSS84AKS*	BSS84AKV*	

* Products to be released in 2011. For new product information, please check <http://standardproducts.nxp.com/mosfets>

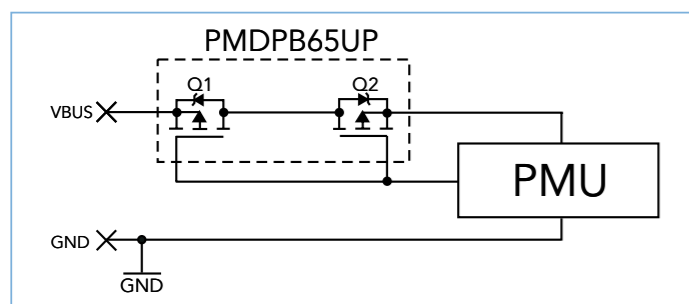
In the Spotlight

Dual P-channel ESD protected MOSFET in small 0.65 mm flat, 2 x 2 mm leadless package (PMDPB65UP)

- ESD protected MOSFET of >1 kV HBM
- Very low R_{Dson} of <70 mΩ at V_{GS} = 4.5 V
- 1.8 V R_{Dson} rating for operation at low voltage gate drive levels
- Best-in-class thermal performance due to extra heatsink
- Smallest 2 x 2 mm leadless package dual P-channel; 0.65 mm package height



USB OTG Vbus protection



12 V - 25 V N-channel MOSFETs

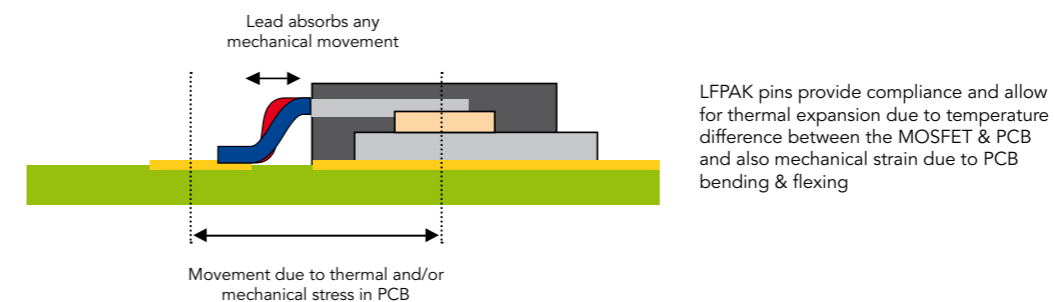
types in **bold** represent new products

Package	Typenumber	V _{DS} [max] (V)	R _{Dson} [max] @ V _{GS} = 10 V (mΩ)	R _{Dson} [max] @ V _{GS} = 4.5 V (mΩ)	I _D [max] (A)	Q _{g[total]} [typ] (nC)
D ² PAK (SOT404)	PHB66NQ03LT	25	10.5	-	66	12
DPAK (SOT428)	PHD38N02LT	20	-	-	44.7	15.1
	PHD97NQ03LT	25	6.3	10.6	75	11.7
IPAK (SOT533)	PHU97NQ03LT	25	6.6	-	75	-
	PH2520U	20	-	2.7	100	78
Power-SO8 (LFAK)	PH3120L	20	2.65	3.7	100	48.5
	PH2925U	25	-	3	100	92
	PSMN1R2-25YL	25	1.2	1.85	100	50.6
	PSMN1R5-25YL	25	1.5	2.2	100	36
SO8 (SOT96-1)	PHKD6N02LT	20	-	-	10.9	15.3
	PSMN006-20K	20	-	5	32	32

For the most up to date product information, please visit <http://standardproducts.nxp.com/mosfets>

LFAK for mechanical & thermal ruggedness

NXP LFAK



30 V N-channel MOSFETs

types in **bold** represent new products

Package	Typenumber	V _{DS} [max] (V)	R _{DSon} [max] @ V _{GS} = 10 V (mΩ)	R _{DSon} [max] @ V _{GS} = 4.5 V (mΩ)	I _D [max] (A)	Q _{g(tot)} [typ] (nC)
DPAK (SOT428)	PHD71NQ03LT	30	10	-	75	13.2
	PHD36N03LT	30	17	22	43.4	18.5
Power-SO8 (LFPACK)	PSMN1R0-30YLC	30	1.15	1.4	100	50
	PSMN1R3-30YL	30	1.3	1.95	100	46.6
	PSMN1R5-30YL	30	1.5	1.9	100	36.2
	PSMN1R7-30YL	30	1.7	2.1	100	36.2
	PSMN2R0-30YL	30	2	2.63	100	30
	PSMN2R5-30YL	30	2.4	3.16	100	27
	PSMN3R0-30YL	30	3	4.04	100	21
	PSMN3R5-30YL	30	3.5	4.61	100	19
	PSMN4R0-30YL	30	4	5.25	100	17.6
	PSMN4R5-30YLC	30	4.8	6.1	84	9.6
	PSMN5R0-30YL	30	5	6.7	91	14.1
	PSMN6R0-30YL	30	6	7.87	79	11
	PSMN7R0-30YL	30	7	9.1	76	10
PSMN9R0-30YL	30	8	11.03	61	8.7	
QFN3333 (SOT873-1)	PSMN3R5-30LL	30	3.6	5.6	40	18
	PSMN3R8-30LL	30	3.7	5.8	40	38
	PSMN5R8-30LL	30	5.8	8	40	24
	PSMN9R0-30LL	30	9	13	21	20.6
	PSMN013-30LL	30	13	19	21	12.2
SO8 (SOT96-1)	PHK12NQ03LT	30	-	14	11.8	-
	PSMN3R2-30KL	30	3.5	3.8	30	70.3
	PHK31NQ03LT	30	4.4	-	30.4	-
	PSMN005-30K	30	5.5	8	-	34
	PHK28NQ03LT	30	6.5	7.7	23.7	30.3
	PHK18NQ03LT	30	8.9	-	20.3	-
	SI4410DY	30	13.5	20	10	21.5
	PHK13N03LT	30	20	26	13.8	10.7
	PHKD13N03LT	30	20	26	10.4	10.7
	PHN203	30	30	55	6.3	14.6
TO-220AB (SOT78)	PHN210T	30	100	200	3.4	-
	PSMN1R6-30PL	30	1.7	2.1	100	101
	PSMN1R8-30PL	30	1.8	2.3	100	83
	PSMN2R0-30PL	30	2.1	2.8	100	55
	PSMN2R7-30PL	30	2.7	3.6	100	32
	PSMN3R4-30PL	30	3.4	4.1	100	31
	PSMN4R3-30PL	30	4.3	6.2	100	19
	PHP36N03LT	30	17	22	43.4	18.5
PSMN022-30PL	30	22	34	30	4.4	

For the most up to date product information, please visit <http://standardproducts.nxp.com/mosfets>

40 V - 55 V N-channel MOSFETs

types in **bold** represent new products

Package	Typenumber	V _{DS} [max] (V)	R _{DSon} [max] @ V _{GS} = 10 V (mΩ)	R _{DSon} [max] @ V _{GS} = 4.5 V (mΩ)	I _D [max] (A)	Q _{g(tot)} [typ] (nC)
D ² PAK (SOT404)	PHB191NQ06LT	55	3.7	4.4	75	95.6
	PHB21N06LT	55	70	-	19	-
	PHB20N06T	55	75	-	20.3	11
DPAK (SOT428)	PHD20N06T	55	77	-	18	11
Power-SO8 (LFPACK)	PSMN2R6-40YS	40	2.8	-	100	63
	PSMN3R3-40YS	40	3.3	-	100	49
	PSMN4R0-40YS	40	4.2	-	100	38
	PSMN5R8-40YS	40	5.7	-	90	28.8
	PSMN8R3-40YS	40	8.6	-	70	20
	PSMN014-40YS	40	14	-	46	12
QFN3333 (SOT873-1)	PSMN7R0-40LS	40	7	-	40	21.4
TO-220AB (SOT78)	PSMN2R2-40PS	40	2.1	-	100	110
	PSMN2R8-40PS	40	2.8	-	100	71
	PSMN4R5-40PS	40	4.6	-	100	35
	PSMN8R0-40PS	40	7.6	-	77	17
	PHP191NQ06LT	55	3.7	4.4	75	95.6
	PHP20N06T	55	75	-	20.3	11


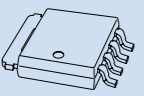

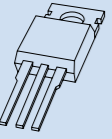
For the most up to date product information, please visit <http://standardproducts.nxp.com/mosfets>

Part numbering for PSMN types

P	S	M	N	1	R	7	-	3	0	Y	S
MOSFET Brand name		MOSFET type N -ch or P -ch		MOSFET on - resistance R _{DSon}			-	MOSFET voltage BV _{DSS}		Package type	Gate threshold voltage
Power Silicon Max		N = N -ch		R95 = 0.95 mΩ			-	25 = 25 V		B = D ² PAK SOT404	X = Extremely low
		P = P -ch		1R7 = 1.7 mΩ			-	30 = 30 V		D = DPAK SOT428	L = logic level
		X = Dual N -ch		014 = 14 mΩ			-	40 = 40 V		E = I ² PAK SOT226	S = standard level
		X = Dual P -ch		125 = 125 mΩ			-	60 = 60 V		K = SO8 SOT96	
		Z = N -ch + P -ch					-	80 = 80 V		L = QFN3333 SOT873	
							-	100 = 100 V		P = TO220 SOT78	
							-	110 = 110 V		Y = LFPACK SOT669 & SOT1023	

60V - 80V N-channel MOSFETs

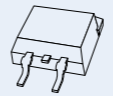
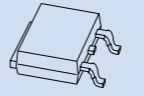
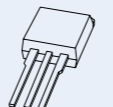
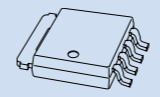

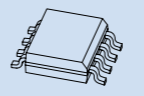
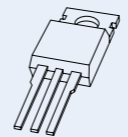
types in **bold** represent new products

Package	Typenumber	V _{DS} [max] (V)	R _{DS(on)} [max] @ V _{GS} = 10 V (mΩ)	I _D [max] (A)	Q _{g(tot)} [typ] (nC)
D ² PAK (SOT404) 	PSMN004-60B	60	3.6	75	168
	PHB32N06LT	60	37	34	17
	PHB29N08T	75	-	27	19
	PSMN005-75B	75	5	75	165
	PSMN008-75B	75	8.5	75	122.8
	PHB110NQ08T	75	9	75	113.1
Power-SO8 (LFPAK) 	PSMN5R5-60YS	60	5.2	100	56
	PSMN7R0-60YS	60	6.4	89	45
	PSMN8R5-60YS	60	8	76	39
	PSMN012-60YS	60	11.1	59	28.4
	PSMN017-60YS	60	15.7	44	20
	PSMN030-60YS	60	24.7	29	13
	PSMN8R2-80YS	80	8.5	82	55
	PSMN011-80YS	80	11	67	45
	PSMN013-80YS	80	12.9	60	37
	PSMN018-80YS	80	18	45	26
	PSMN026-80YS	80	27.5	34	20
QFN3333 (SOT873-1) 	PSMN014-60LS	60	14	40	19.6
	PSMN023-80LS	80	23	34	21
TO-220AB (SOT78) 	PSMN3R0-60PS	60	3	100	130
	PSMN4R6-60PS	60	4.6	100	70.8
	PSMN7R6-60PS	60	7.8	92	38.7
	PSMN015-60PS	60	14.8	50	20.9
	PHP29N08T	75	-	27	19
	PSMN008-75P	75	8.5	75	122.8
	PHP79NQ08LT	75	16	73	30
	PSMN4R4-80PS	80	4.1	100	112
	PSMN5R0-80PS	80	4.7	100	87
	PSMN6R5-80PS	80	6.9	100	71
	PSMN8R7-80PS	80	8.7	90	52
	PSMN012-80PS	80	11	74	36
	PSMN017-80PS	80	17	50	26
	PSMN050-80PS	80	46	22	9

For the most up to date product information, please visit <http://standardproducts.nxp.com/mosfets>

100V - 110V N-channel MOSFETs

types in **bold** represent new products

Package	Typenumber	V _{DS} [max] (V)	R _{DS(on)} [max] @ V _{GS} = 10 V (mΩ)	I _D [max] (A)	Q _{g(tot)} [typ] (nC)
D ² PAK (SOT404) 	PSMN009-100B	100	8.8	75	156
	PSMN015-100B	100	15	75	90
	PHB45NQ10T	100	25	47	61
	PHB47NQ10T	100	28	47	66
	PHB27NQ10T	100	50	28	-
	PHB18NQ10T	100	90	18	-
DPAK (SOT428) 	PSMN025-100D	100	25	47	61
I ² PAK (SOT226) 	PSMN7R0-100ES	100	6.8	100	125
	PSMN013-100ES	100	13.9	68	59
Power-SO8 (LFPAK) 	PSMN012-100YS	100	12	60	64
	PSMN016-100YS	100	16.3	51	54
	PSMN020-100YS	100	20.5	43	41
	PSMN028-100YS	100	27.5	42	33
	PSMN039-100YS	100	39.5	28.1	23
	PSMN069-100YS	100	72.4	17	14
QFN3333 (SOT873-1) 	PSMN035-100LS	100	32	27	23
SO8 (SOT96-1) 	PHK12NQ10T	100	28	11.6	35
	PSMN038-100K	100	38	-	43
	PHKD3NQ10T	100	90	3	-
TO-220AB (SOT78) 	PSMN5R6-100PS	100	5.6	100	141
	PSMN7R0-100PS	100	6.8	100	125
	PSMN009-100P	100	8.8	75	156
	PSMN9R5-100PS	100	9.6	89	82
	PSMN013-100PS	100	13.9	68	59
	PSMN015-100P	100	15	75	90
	PSMN015-110P	110	15	75	90
	PSMN016-100PS	100	16	96	49
	PHP45NQ10T	100	25	47	61
	PHP45NQ11T	105	25	47	60
	PSMN027-100PS	100	26.8	37	30
	PSMN034-100PS	100	34.5	32	23.8
	PHP27NQ11T	110	50	27.6	30
	PHP23NQ11T	110	70	23	22
	PHP18NQ10T	100	90	18	-
	PHP18NQ11T	110	90	18	21

For the most up to date product information, please visit <http://standardproducts.nxp.com/mosfets>

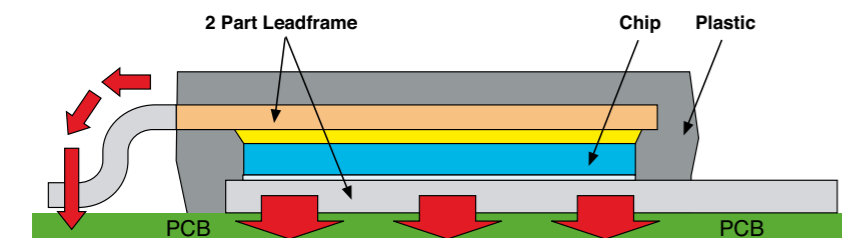
150V - 300V N-channel MOSFETs

Package	Typenumber	V _{DS} [max] (V)	R _{DSon} [max] @ V _{GS} = 10 V (mΩ)	I _D [max] (A)	Q _{g(tot)} [typ] (nC)
D ² PAK (SOT404)	PSMN030-150B	150	30	55.5	-
	PSMN035-150B	150	35	50	79
	PHB45NQ15T	150	42	45.1	32
	PSMN057-200B	200	57	39	-
	PSMN070-200B	200	70	35	-
	PHB33NQ20T	200	77	32.7	32.2
	PHB20NQ20T	200	130	20	-
DPAK (SOT428)	PSMN063-150D	150	63	29	55
	PSMN130-200D	200	130	20	-
	PHD9NQ20T	200	400	8.7	-
Power-SO8 (LFAK)	PSMN059-150Y	150	59	43	-
	PSMN102-200Y	200	102	21.5	-
QFN3333 (SOT873-1)	PML260SN	200	294	8.8	13.3
	PML340SN	220	386	7.3	13.2
SO8 (SOT96-1)	PHK5NQ15T	150	75	5	29
	PSMN085-150K	150	85	-	40
	PSMN165-200K	200	165	-	40
TO-220AB (SOT78)	PSMN030-150P	150	30	55.5	-
	PSMN035-150P	150	35	50	79
	PHP30NQ15T	150	63	29	55
	PHP28NQ15T	150	65	28.5	24
	PSMN057-200P	200	57	39	-
	PSMN070-200P	200	70	35	-
	PHP33NQ20T	200	77	32.7	32.2
	PHP20NQ20T	200	130	20	-
	PHP9NQ20T	200	400	8.7	-

For the most up to date product information, please visit <http://standardproducts.nxp.com/mosfets>

Power-SO8 (LFAK) Design

- ▶ Low Thermal resistance
- ▶ Low Electrical resistance
- ▶ Low Inductance



P-channel MOSFETs

Package	Typenumber	V _{DS} [max] (V)	R _{DSon} [max] @ V _{GS} = 10 V (mΩ)	R _{DSon} [max] @ V _{GS} = 4.5 V (mΩ)	I _D [max] (A)	Q _{g(tot)} [typ] (nC)
SO8 (SOT96-1)	PHK04P02T	-16	-	120	-4.66	-
	PMK50XP	-20	-	50	-7.9	10
	PMK30EP	-30	19	30	-14.9	50
	PMK35EP	-30	19	35	-14.9	42
	PHP225	-30	250	-	-	-

For the most up to date product information, please visit <http://standardproducts.nxp.com/mosfets>

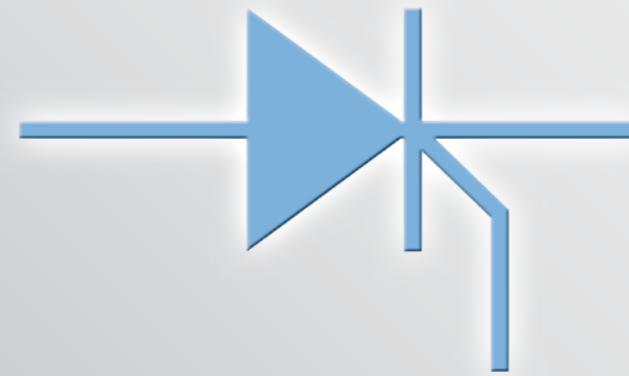
Multi-chip MOSFETs

Package	Typenumber	V _{DS} [max] (V)	R _{DSon} [max] @ V _{GS} = 10 V (mΩ)	R _{DSon} [max] @ V _{GS} = 4.5 V (mΩ)	I _D [max] (A)	Q _{g(tot)} [typ] (nC)
SO8 (SOT96-1)	PHKD6N02LT	20	-	20 @ 5 V	10.9	dual N-channel
	PHKD13N03LT	30	20	26	10.4	dual N-channel
	PHN203	30	30	-	6.3	dual N-channel
	PHC21025	30, -30	100, 250	-	3.5, -2.3 @ 80 °C	complementary pair
	PHP225	-30	250	-	-2.3 @ 80 °C	dual P-channel
	PHKD3NQ10T	100	90	-	3	dual N-channel

For the most up to date product information, please visit <http://standardproducts.nxp.com/mosfets>

Part numbering for PH types

P	H	P	4	4	N	Q	0	3	L	T
MOSFET Brand name	Package type	Current rating I _D (A)	MOSFET type N-ch or P-ch	Q-Trench	MOSFET voltage V _{DSS}	Gate threshold voltage	Trench MOS			
PH	B = D ² PAK	44 = 44 A	N = N-ch	Q = low gate charge Q _{GD}	02 = 20 V	'Blank' = Standard level	T = Trench			
PH	D = DPAK	33 = 33 A	P = P-ch		03 = 25 - 30 V	L = logic level				
PH	P = TO220AB	20 = 20 A			06 = 55 - 60 V					
PH	T = SOT223	12 = 12 A			08 = 75 - 80 V					
PH	X = SOT186A (isolated TO220AB)				10 = 100 V					
PH	K = SO8				11 = 110 V					
PH	KD = Dual SO8				15 = 150 V					











Thyristors

4-Quadrant Triacs	86
3-Quadrant Triacs	88
AC Thyristors	89
Silicon Controlled Rectifiers	89




4-Quadrant Triacs

types in **bold** represent new products

$I_{T(RMS)}$ (A)	V_{DRM} (V)	I_{GT} (max) (mA)	SOT54 (TO92)	SOT78 (TO220AB)	SOT78D (internally insulated TO220AB)	SOT82	SOT186A (isolated TO220AB)	SOT223	SOT404 (D ² PAK)	SOT428 (DPAK)
										
0.6	400	5/5/5/7	MAC97A6							
	600	5/5/5/7	MAC97A8							
	400 / 600	5/5/5/7	BT1306-D							
0.8	400 / 600	5/5/5/7	BT1308-D					BT1308W-D		
	600	5/5/5/7	Z00607MA							
1	600	3/3/3/7						BT131W		
	600 / 800	3/3/3/7	BT131							
	600 / 800	5/5/5/7	BT131-D							
	600 / 800	10/10/10/10	BT131-E							
	600 / 800	3/3/3/5	Z0103MA/NA					Z0103MN/NN		
	600 / 800	5/5/5/7	Z0107MA/NA					Z0107MN/NN		
	600 / 800	10/10/10/10	Z0109MA/NA					Z0109MN/NN		
	600 / 800	3/3/3/5	Z0103MA0/NA0**					Z0103MN0/NN0**		
	600 / 800	5/5/5/7	Z0107MA0/NA0**					Z0107MN0/NN0**		
	600 / 800	10/10/10/10	Z0109MA0/NA0**					Z0109MN0/NN0**		
4	600	5/5/5/10	BT132-D*							
	600	D/E/-/G						BT134		
	800	E/-						BT134		
	600	D/-		BT136				BT136X		BT136S
	600	F						BT136X		BT136S
	600 / 800	E		BT136				BT136X	BT136B	BT136S
	800	F						BT136X		BT136S
6	600	F/-/G						BT236X		
	800	-/G						BT236X		
8	600	D/-/G		BT137				BT137X		BT137S
	600	E		BT137				BT137X	BT137B	BT137S
	600	F						BT137X	BT137B	BT137S
	800	E		BT137				BT137X		BT137S
	800	F						BT137X	BT137B	BT137S
	800	-		BT137				BT137X	BT137B	
	800	G						BT137X	BT137B	BT137S
12	600	D		BT138				BT138X		
	600	-/G		BT138				BT138X	BT138B	
	600	F						BT138X	BT138B	
	600 / 800	E		BT138	BT138Y			BT138X	BT138B	
	800	F						BT138X		
	800	-		BT138				BT138X		
	800	G		BT138				BT138X		

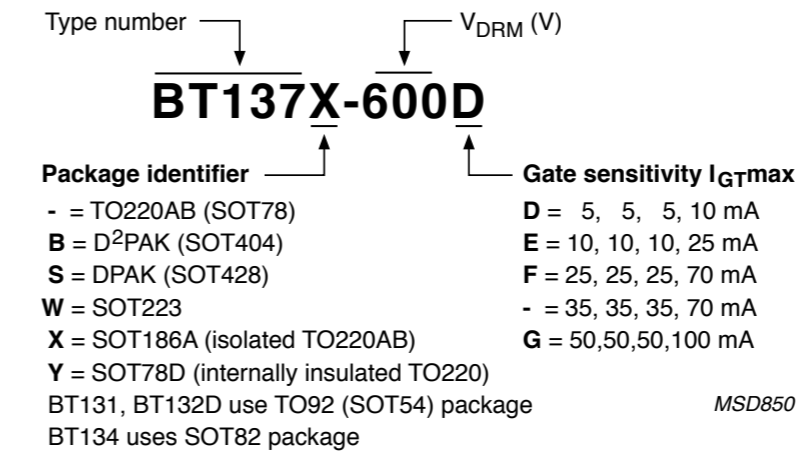
* Large chip / high I_{TSM}
 ** Enhanced immunity to false triggering

4-Quadrant Triacs

$I_{T(RMS)}$ (A)	V_{DRM} (V)	I_{GT} (max) (mA)	SOT78 (TO220AB)	SOT186A (isolated TO220AB)	SOT404 (D ² PAK)
					
16	600	E/-	BT139	BT139X	BT139B
	600	F		BT139X	BT139B
	600	G		BT139X	BT139B
	800	E	BT139		BT139B
	800	F			BT139B
	800	-	BT139	BT139X	BT139B
20	600	50/50/50/75		MAC223A8X	
	600 / 800	-	BTA140		

* Large chip / high I_{TSM}
 ** Enhanced immunity to false triggering

4-Quadrant Triacs part numbering



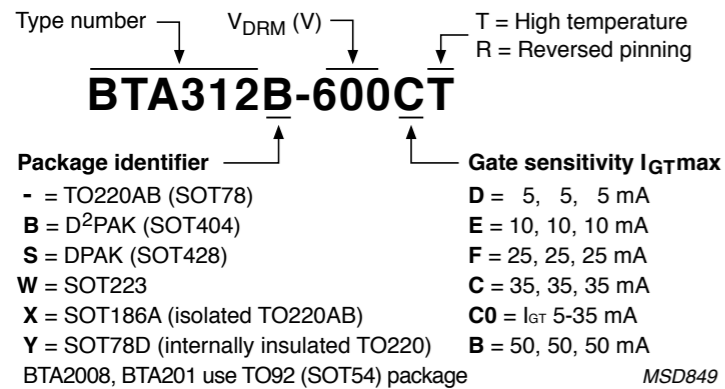
3-Quadrant Triacs

types in **bold** represent new products

$I_{T(RMS)}$ (A)	V_{DRM} (V)	I_{GT} (max) (mA)	SOT54 (TO92)	SOT78 (TO220AB)	SOT78D (internally insulated TO220AB)	SOT186A (isolated TO220AB)	SOT223	SOT404 (D ² PAK)	SOT428 (DPAK)
0.8	600 / 800	D/E	BTA2008						
1	600 / 800	B/E/ER	BTA201						
	600 / 800	E					BTA201W		
2	600 / 800	D/E				BTA202X			
4	600	B/C/D/E/F		BTA204		BTA204X			BTA204S
	800	B/C/E		BTA204		BTA204X			BTA204S
	1000	C				BTA204X			BTA204S
8	600	B/D/E/F		BTA208		BTA208X			BTA208S
	800	B/E		BTA208		BTA208X			BTA208S
	800	F		BTA208		BTA208X			BTA208S
	1000	B				BTA208X			
	1000	C				BTA208X		BTA208B	
	1000	5 min - 35 max				BTA208X-1000C0			
12	600	D		BTA312		BTA312X		BTA312B	
	600	CT		BTA312				BTA312B	
	600 / 800	B/C/E		BTA312		BTA312X		BTA312B	
	600 / 800	C			BTA312Y				
	800	ET		BTA312				BTA312B	
16	600 / 800	B/C			BTA412Y				
	600	BT/D		BTA316					
	600 / 800	B/C/E		BTA316		BTA316X		BTA316B	
	600 / 800	ET		BTA316					
25	800	10 min - 50 max				BTA316X-800B0			
	600 / 800	B/C			BTA416Y				
	600	BT		BTA225					
600 / 800	B		BTA225				BTA225B		

* Large chip / high I_{TSM}
T: high T_{max} 150 °C

3-Quadrant Triacs part numbering

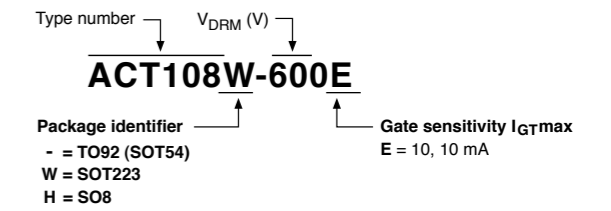


AC Thyristors

types in **bold** represent new products

$I_{T(RMS)}$ (A)	V_{DRM} (V)	I_{GT} (max) (mA)	SOT54 (TO92)	SOT223	SO8
0.2	600	D			ACT102H
0.8	600	D	ACT108	ACT108W	
	600	E	ACT108	ACT108W	

AC Thyristors part numbering



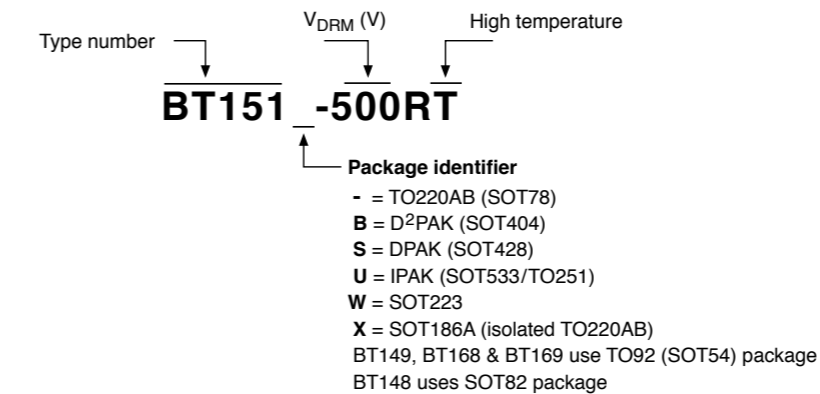
Silicon Controlled Rectifiers

types in **bold** represent new products


$I_{T(RMS)}$ (A)	V_{DRM} & V_{RRM} (V)	I_{GT} (max) (mA)	SOT54 (TO92)	SOT78 (TO220AB)	SOT82	SOT186A (isolated TO220AB)	SOT223	SOT404 (D ² PAK)	SOT428 (DPAK)	SOT533 (IPAK)
0.8	400	0.012	EC103D1							
	400 (V_{DRM} only)	0.2	NXL0840							
	200 / 400 / 600	0.2	BT149B/D/G							
	200 / 400 / 600	0.2	BT169B/D/G							
	400	0.05	BT169D-L							
	800	0.1	BT169H							
	500 / 600	0.02 min - 0.2 max	BT168E/G							
	200	0.2						MCR08BT1		
	600	0.02 min - 0.2 max						BT168GW		
	600	0.07 min - 0.45 max						BT168GWF**		
4	400 / 500 / 600	0.2			BT148-R					
	600	0.2							BT150S-R	
	500	0.2			BT150-R					
8	800	0.05							BT258S-LT	
	500 / 600 / 800	0.2			BT258-R		BT258X-R			
	600	0.2							BT258U-R	
	800	0.2							BT258S-R	
12	600	5							BT300S-R	
	500 / 650	5			BT151-L				BT151S-L	
	500 / 650 / 800	15			BT151-R		BT151X-R		BT151S-R	
	650	15							BTH151S-R	
	500 / 650 / 800	15			BT151-C		BT151X-C			BT151U-C
20	400 / 600 / 800	32			BT152-R		BT152X-R		BT152B-R	
	500	32			BT152-RT					
25	800	35			BT145-R					

* Large chip / high I_{TSM} ** Hi-Com / fast turn-off T: high T_{max} 150 °C

SCRs part numbering



MSD848



Standard & advanced linear products

Adjustable shunt voltage regulator TL431 92

Adjustable shunt voltage regulator TLVH431 93

Discrete voltage regulator / Constant current source 94

Low-dropout regulator 95

Advanced linear ultra low-dropout voltage regulators 96

Adjustable shunt voltage regulator TL431

types in **bold** represent new products

Package				SOT23		
Size (mm)				2.9 x 1.3 x 1.0		
P _{tot} (mW)				580		
Pinning configuration				Normal pinning*	Mirrored pinning*	
V _{KA} (V)	I _k (mA)	V _{ref}	T _{amb} (°C)			
36	100	2.495	2%	0 to 70	TL431CDBZR ¹⁾	
				-40 to 85	TL431IDBZR ¹⁾	
				-40 to 125	TL431QDBZR ¹⁾	
			-40 to 125	TL431FDT²⁾	TL431MFD²⁾	
				TL431SDT ³⁾	TL431MSDT ³⁾	
				TL431ACDBZR ¹⁾		
		1%	0 to 70	TL431AIDBZR ¹⁾		
			-40 to 85	TL431AQDBZR ¹⁾		
			-40 to 125	TL431AFDT²⁾	TL431AMFD²⁾	
			TL431ASDT ³⁾	TL431AMSDT ³⁾		
		0.5%	0 to 70	TL431BCDBZR ¹⁾		
			-40 to 85	TL431BIDBZR ¹⁾		
-40 to 125	TL431BQDBZR ¹⁾					
	-40 to 125	TL431BFDT²⁾	TL431BMFD²⁾			
		TL431BSDT ³⁾	TL431BMSDT ³⁾			

¹⁾ Offers enhanced stability area and very low load capacity requirement

²⁾ Offers higher ElectroMagnetic Interference (EMI) ruggedness, e.g. for Switch Mode Power Supply

³⁾ Is designed for standard requirements and linear applications

* Normal pinning vs. mirrored pinning for TL431

	Pin	Symbol	Description	Simplified outline	Grafic symbol
Normal pinning	1	k	cathode		REF a — >— k
	2	REF	reference		
	3	a	anode		
Mirrored pinning	1	REF	reference		REF a — >— k
	2	k	cathode		
	3	a	anode		

Adjustable shunt voltage regulator TLVH431

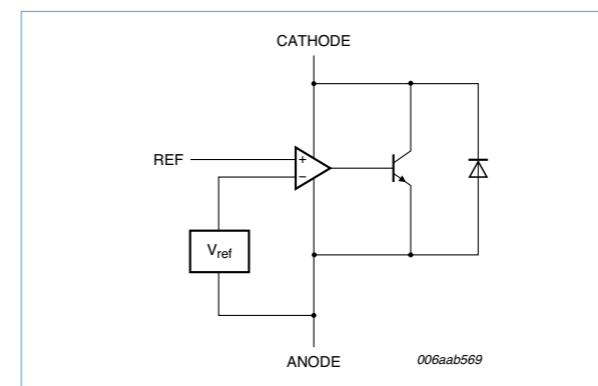
types in **bold** represent new products

Package				SOT23		
Size (mm)				2.9 x 1.3 x 1.0		
P _{tot} (mW)				580		
Pinning configuration				Normal pinning*	Mirrored pinning*	
V _{KA} (V)	I _k (mA)	V _{ref}	T _{amb} (°C)			
20	80	1.24	1.5%	0 to 70	TLVH431CDBZR	
				-40 to 85	TLVH431IDBZR	
				-40 to 125	TLVH431QDBZR	TLVH431MQDBZR
			1%	0 to 70	TLVH431ACDBZR	
				-40 to 85	TLVH431AIDBZR	
				-40 to 125	TLVH431AQDBZR	TLVH431AMQDBZR
		0.5%	0 to 70	TLVH431BCDBZR		
			-40 to 85	TLVH431BIDBZR		
			-40 to 125	TLVH431BQDBZR	TLVH431BMQDBZR	

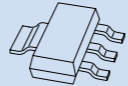
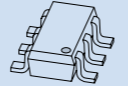
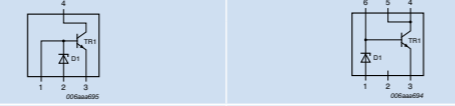
* Normal pinning vs. mirrored pinning for TLVH431

	Pin	Symbol	Description	Simplified outline	Grafic symbol
Normal pinning	1	REF	reference		REF a — >— k
	2	k	cathode		
	3	a	anode		
Mirrored pinning	1	k	cathode		REF a — >— k
	2	REF	reference		
	3	a	anode		

Functional diagram



Discrete voltage regulator

					SOT223 (SC-73)	SOT457 (SC-74)
Package						
Size (mm)					6.5 x 3.5 x 1.65	2.9 x 1.5 x 1.0
P_{tot} (mW)					1300	380
Zener diode		Transistor				
V _{out} (V)	V _z min - V _z max (V) @ I _z = 5 mA	V _{CEO} (V)	I _C (A)	h _{FE} min @ I _C = 100 mA		
2.5	3.23 - 3.37	45	0.1	160	PVR100AZ-B2V5	PVR100AD-B2V5
3.0	3.53 - 3.67	45	0.1	160	PVR100AZ-B3V0	PVR100AD-B3V0
3.3	3.82 - 3.98	45	0.1	160	PVR100AZ-B3V3	PVR100AD-B3V3
5.0	5.49 - 5.71	45	0.1	160	PVR100AZ-B5V0	PVR100AD-B5V0
12.3	12.7 - 13.3	45	0.1	160	PVR100AZ-B12V	PVR100AD-B12V

Key features

- ▶ A bipolar transistor and an integrated Zener diode, internally connected to build a voltage regulator
- ▶ Output voltage options V_{out}: 2.5 V, 3 V, 3.3 V, 5 V and 12 V

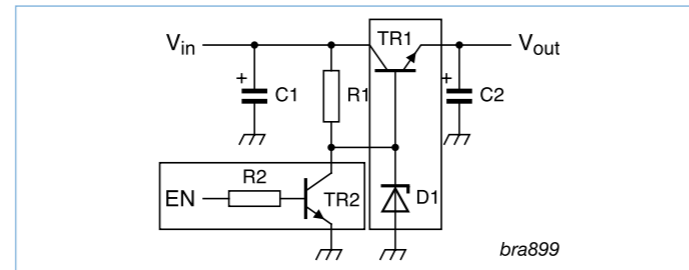
Key benefits

- ▶ Component count reduction
- ▶ Board space reduction
- ▶ Improved reliability


Key applications

- ▶ Linear voltage regulation

Discrete voltage regulator. PVR-series already include TR1 and D1, internally connected. A resistor-equipped transistor (RET) adds an output enable function.



Constant current source

SOT353 (SC-88A)							
							
Size (mm) 2.0 x 1.25 x 0.95							
P_{tot} (mW) 335							
Type PSSI2021SAY							
Description	maximum supply voltage	maximum supply current	typical stabilized output current	minimum stabilized output current	maximum stabilized output current	typical load stability of stabilized output current	typical output current change over ambient temperature
Parameter	V _S max (V)	I _S max (mA)	I _{out} typ (μA)	I _{out} min (mA)	I _{out} max (mA)	ΔI _{out} /I _{out} typ (%)	ΔI _{out} /I _{out} typ (°C)
Condition		@ V _S = 12 V; I _{out} = 15 μA; V _{out} = 1 V to 10 V	@ V _S = 12 V; V _{out} = 1 V to 10 V; R _{ext} = open			@ V _S = 12 V; V _{out} = 1 V to 10 V	@ V _S = 12 V; V _{out} = 1 V; T _{amb} = -55 °C to 150 °C
Value	75	2.2	15	0.015	50	0.5	0.15

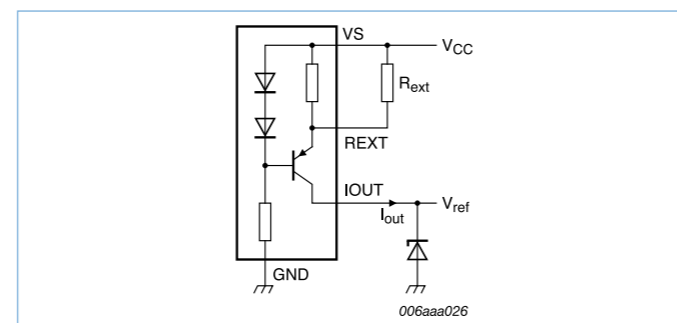
Key features and benefits

- ▶ Single-chip constant current source with reduced component count
- ▶ Output current set by an external resistor
- ▶ Very small footprint package for smaller designs

Key applications

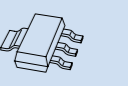
- ▶ Constant current LED driver
- ▶ Generic constant current source
- ▶ Active bias control for audio amplifiers

Voltage reference

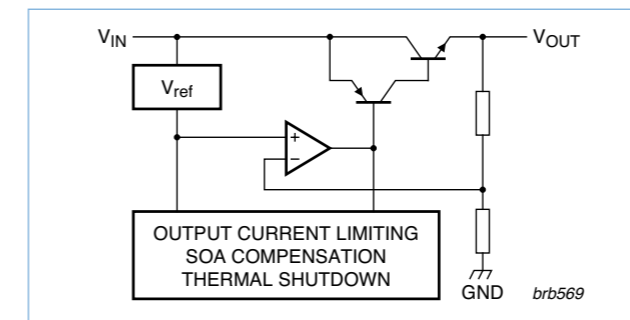


Low-dropout adjustable and fixed linear voltage regulator NX1117

types in **bold** represent new products

					SOT223 (SC-73)
Package					
Size (mm)					6.5 x 3.5 x 1.65
P_{tot} (mW)					1700
V _{max} (V)	I _{max} (A)	V _{out} drop (V) @ 800 mA	V _{out} (V)	V _{out} tolerance	T _{amb} (°C)
20	1	1.1	1.25 adj	1%	-40 to 125
			1.2		NX1117CADJZ
			1.5		NX1117C12Z
			1.8		NX1117C15Z
			1.9		NX1117C18Z
			2.0		NX1117C19Z
			2.5		NX1117C20Z
			2.85		NX1117C25Z
			3.3		NX1117C33Z
			5.0		NX1117C50Z
12.0	NX1117C120Z				

Functional diagram: fixed output voltage version



Key applications

- ▶ Post regulator for switching DC/DC converter
- ▶ High efficiency linear regulators
- ▶ Battery charger
- ▶ Battery powered instrumentation
- ▶ Low voltage micro-controller
- ▶ PC motherboard
- ▶ LCD TV, set top box
- ▶ DVD player

In the Spotlight


Low-dropout linear voltage regulator NX1117

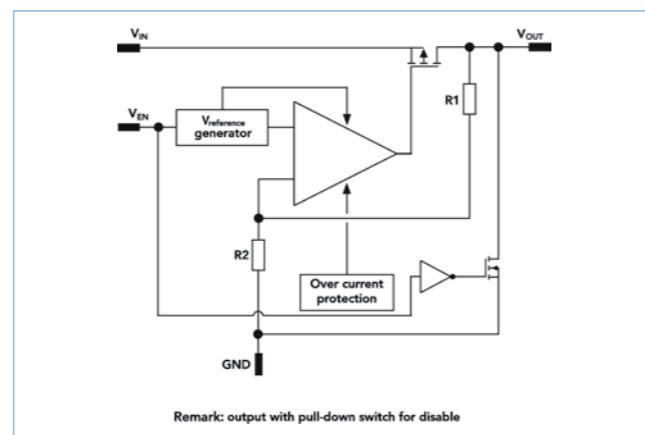
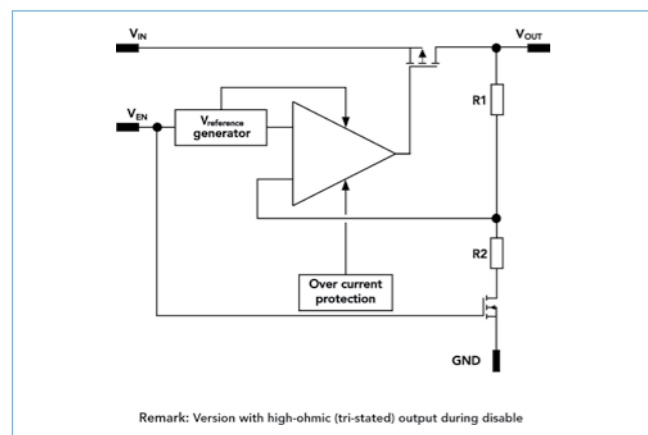
- Adjustable or fixed output voltage version in SOT223 package
- Output voltage accuracy of 1%
- Wide input voltage range up to 20 V
- Maximum output current of 1 A
- Output current limiting and thermal shutdown
- Temperature range -40 °C to 125 °C



LD6805 Ultra low-dropout voltage regulators – 150 mA

types in **bold** represent new products

Package							SOT1194	
								
Size (mm)							1.0 x 1.0 x 0.55	
P _{tot} @ °C							400	
V _{in} (V)	I _{out} typ (mA)	Quiescent current (uA)	V _{out} drop @ 150 mA (mV)	output noise μVrms (typ)	PSRR @ 1 kHz dB	Output voltage (V)	V _{OUT, nom}	
							LD6805K/vvH High ohmic output stage	LD6805K/vvP Pull down output stage
2.3 - 5.5	150	35	250	50	75	1.2	LD6805K/12H	LD6805K/12P
						1.4	LD6805K/14H	LD6805K/14P
						1.6	LD6805K/16H	LD6805K/16P
						1.7	LD6805K/17H	LD6805K/17P
						1.8	LD6805K/18H	LD6805K/18P
						2.2	LD6805K/22H	LD6805K/22P
						2.3	LD6805K/23H	LD6805K/23P
						2.5	LD6805K/25H	LD6805K/25P
						2.8	LD6805K/28H	LD6805K/28P
						2.9	LD6805K/29H	LD6805K/29P
						3.0	LD6805K/30H	LD6805K/30P
						3.3	LD6805K/33H	LD6805K/33P
						3.6	LD6805K/36H	LD6805K/36P



Key features

- ▶ High power supply ripple rejection (PSRR)
- ▶ Ultra low-dropout voltage and low noise
- ▶ Very small package size

Key benefits



- ▶ No additional noise bypass capacitor needed
- ▶ Very low-dropout voltage for extended battery usage
- ▶ Lower power dissipation

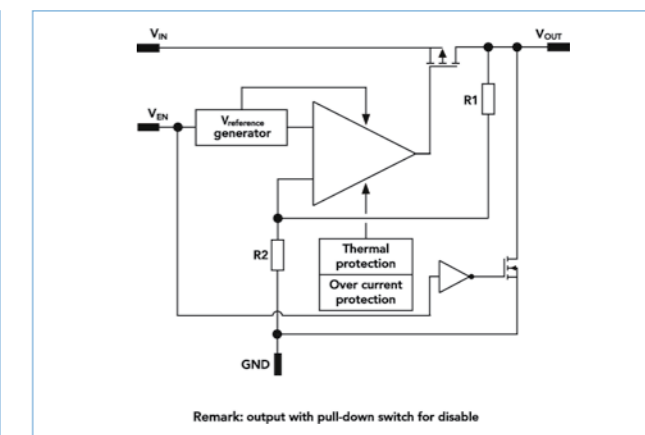
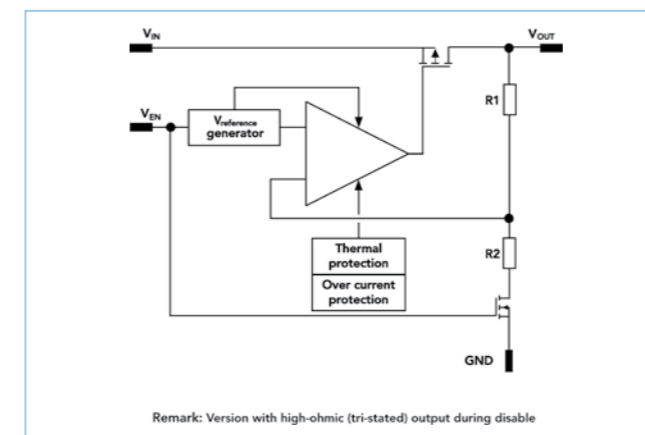
Key applications

- ▶ Mobile phone handsets, cordless telephones, personal digital devices (applications requiring component miniaturization)

LD6806 Ultra low-dropout voltage regulators – 200 mA

types in **bold** represent new products

Package							SOT886		CSP 4	
										
Size (mm)							1.45 x 1.0 x 0.5		0.76 x 0.76 x 0.47	
P _{tot} @ °C							450		600	
V _{in} (V)	I _{out} typ (mA)	Quiescent current (uA)	V _{out} drop @ 200 mA (mV)	output noise μVrms (typ)	PSRR @ 1 kHz dB	Output voltage (V)	LD6806F/vvH	LD6806F/vvP	LD6806CX4/vvH	LD6806CX4/vvP
2.3 - 5.5	200	70	60	30	55	1.2	LD6806F/12H	LD6806F/12P	LD6806CX4/12H	LD6806CX4/12P
						1.4	LD6806F/14H	LD6806F/14P	LD6806CX4/14H	LD6806CX4/14P
						1.6	LD6806F/16H	LD6806F/16P	LD6806CX4/16H	LD6806CX4/16P
						1.7	LD6806F/17H	LD6806F/17P	LD6806CX4/17H	LD6806CX4/17P
						1.8	LD6806F/18H	LD6806F/18P	LD6806CX4/18H	LD6806CX4/18P
						2.2	LD6806F/22H	LD6806F/22P	LD6806CX4/22H	LD6806CX4/22P
						2.3	LD6806F/23H	LD6806F/23P	LD6806CX4/23H	LD6806CX4/23P
						2.5	LD6806F/25H	LD6806F/25P	LD6806CX4/25H	LD6806CX4/25P
						2.8	LD6806F/28H	LD6806F/28P	LD6806CX4/28H	LD6806CX4/28P
						2.9	LD6806F/29H	LD6806F/29P	LD6806CX4/29H	LD6806CX4/29P
						3.0	LD6806F/30H	LD6806F/30P	LD6806CX4/30H	LD6806CX4/30P
						3.3	LD6806F/33H	LD6806F/33P	LD6806CX4/33H	LD6806CX4/33P
						3.6	LD6806F/36H	LD6806F/36P	LD6806CX4/36H	LD6806CX4/36P



Key benefits

- ▶ Ultra low-dropout voltage (60mV@200mA) for extended battery usage
- ▶ No additional noise bypass capacitor needed
- ▶ Smallest CSP package
- ▶ Lower power dissipation


Key applications

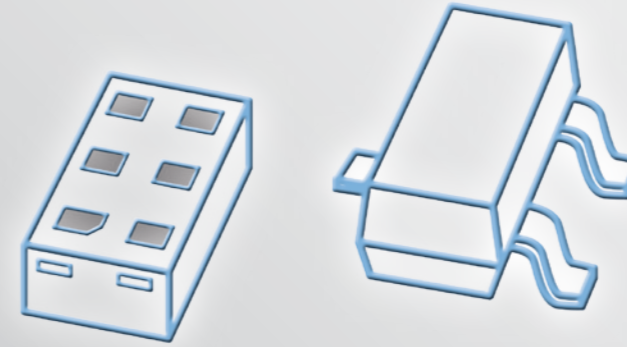
- ▶ Mobile phone handsets, cordless telephones, personal digital devices (applications requiring component miniaturization)

In the Spotlight

Ultra low-dropout voltage regulators – LD680x

- Typical output current 150 mA (LD6805) and 200 mA LDOs (LD6806)
- Ultra low-dropout voltage → 60 mV @ 200 mA (LD6806)
- Ultra high power supply ripple rejection (PSRR): 75 dB (LD6805)
- Low noise → 30 μVrms for LD6806 and 50μVrms for LD6805
- Smallest packages (WLCSP and Plastic SMD)

































Packages

Package cross reference	100
Packing methods	102
Minimized outline drawings and reflow soldering footprint	108

Package cross reference

Pins / leads	NXP	Industry standard names	Size (l x w x h) (mm)	P _{tot} (mW)	Package	Competitor synonyms								
						Rohm	Toshiba	ON Semi	Renesas	Infineon	Diodes Inc	KEC	Vishay	Semtech
2	SOD27	DO-35	4.25 x 1.85 x 0.56	500		GSD			DO-35		DO-35		DO-204AH	
	SOD66	DO-41	4.8 x 2.6 x 0.81	1300		GSR	DO-41				DO-41		DO-204AL	
	SOD68	DO-34	3.04 x 1.6 x 0.55	500		MSD								
	SOD80C	MiniMelf	3.5 x 1.5 x 1.5	300		LLDS			LLD		MiniMELF		MiniMELF	
	SOD123F	-	2.6 x 1.6 x 1.1	830		PMDU	S-Flat	SOD-123-FL			PowerDI123	SMF		
	SOD123W	-	2.6 x 1.7 x 1.0	900			S-Flat	SOD-123-FL			PowerDI123			
	SOD128	-	3.8 x 2.5 x 1.0	1000		PMDT	M-Flat							
	SOD323	SC-76	1.7 x 1.25 x 0.95	400			USC	SOD-323	URP	SOD323	SOD-323	USC	SOD323	
	SOD323F	SC-90	1.7 x 1.25 x 0.7	830		UMD2	US-Flat				PowerDI323			
	SOD523	SC-79	1.2 x 0.8 x 0.6	500		EMD2	ESC/TESC	SOD-523	UFP	SC79		ESC	SOD523	
	SOD882	-	1.0 x 0.6 x 0.5	250			CTS2			TSLP-2	DFN1006-2			
	SOD882D	-	1.0 x 0.6 x 0.37	250						TSLP-2-7	DFN1006H4-2			
3	SOT1061	HUSON3	2.0 x 2.0 x 0.65	1300				WDFN3			DFN2020-3		PowerPAK SC706L	
	SOT23	-	2.9 x 1.3 x 1.0	250		SSD3/SST3		SOT-23		SOT23	SOT-23	SOT-23	SOT23	
	SOT323	SC-70	2.0 x 1.25 x 0.95	200		UMD3/UMT3	USM	SC-70	CMAK/CM-PAK	SOT323	SOT-323	USM	SC-70 3 leads	
	SOT416	SC-75	1.6 x 0.8 x 0.77	150		EMD3/EMT3	SSM	SC-75	SMPAK	SC75			SC-75A	
	SOT883	SC-101	1.0 x 0.6 x 0.5	250			SS CSP2			TSLP-3-1	DFN1006-3			
4	SOT89	SC-62	4.5 x 2.5 x 1.5	1300		MPT3	PW-Mini	SOT-89	UPAK (SOT89)	SOT89		SOT-89		
	SOT143B	-	2.9 x 1.3 x 1.0	250			CP4		MPAK-4R	SOT143	SOT-143			
5	SOT223	SC-73	6.5 x 3.5 x 1.65	1700				SOT-223		SOT223	SOT-223	SOT-223	SOT223	
	SOT353	SC-88A	2.0 x 1.25 x 0.95	300		UMD5/UMT5	USV	SC-88A	CMPAK-5(T)			USV	SOT353	
	SOT665	-	1.6 x 1.2 x 0.55	300		EMD5/EMT5	ESV	SOT-553	VSON-5			TESV		
6	SOT363	SC-88	2.0 x 1.25 x 0.95	300		UMD6/UMT6	US6	SC-88	CMPAK-6	SOT363	SOT-363	US6	SOT363	
	SOT457	SC-74	2.9 x 1.5 x 1.0	750		SMD6/SMT6	SM6	SC-74	TSOP-6	SC74		TSOP6	TSOP-6	
	SOT666	-	1.6 x 1.2 x 0.55	300		EMD6/EMT6	ES6	SOT-563	SMFPAK-6	SOT666	SOT563	TES6	SC89-6lead	
	SOT1118	-	2.0 x 2.0 x 0.65	1300				6 Lead DFN			DFN2020B-6			
	SOT886	XSON6	1.45 x 1.0 x 0.5	250										SLP1510N6
SOT891	XSON6	1.0 x 1.0 x 0.5	-											

Pins / leads	NXP	Industry standard names	Size (l x w x h) (mm)	P _{tot} (mW)	Package	Competitor synonyms									
						Rohm	Toshiba	ON Semi	Renesas	Infineon	KEC	Vishay	Semtech		
8	SOT505	TSSOP8	3.0 x 3.0 x 1.1	-								TSSOP-8		TSSOP8	
	SOT96	SO8	4.9 x 3.9 x 1.75	1500		SOP8	FM8	SOIC-8 NB	SOP-8			FLP-8	SO8		
8 + 1	SOT983	HXSON8	1.7 x 1.35 x 0.5	-								UDFN 1.7 x 1.35, 0.4P		SLP1713P8	
	SOT1157	HXSON8	1.2 x 1.7 x 0.5	-								UDFN8, 1.8 x 1.2, 0.4P			
	SOT1166	HUSON8	1.35 x 1.7 x 0.55	-										SLP1713P8	
9	SOT1178	XSON9	1.0 x 2.1 x 0.5	-										SLP2010P8T	
10	SOT1165	XSON10	1.0 x 2.5 x 0.5	-								UDFN10 2.5 x 1, 0.5P	TSLP-9-1	SLP1610P4	
	SOT1176	XSON10	1.0 x 2.5 x 0.5	-								UDFN10 2.5 x 1, 0.5P	TSLP-9-1	SLP1610P4	
	SOT552	TSSOP10	3.0 x 3.0 x 1.1	-								Micro10	TSSOP10	MSOP-10L	
12+1	SOT984	HXSON12	2.5 x 1.35 x 0.5	-										SLP2513P12	
	SOT1158	HXSON12	1.2 x 2.5 x 0.5	-								UDFN12, 2.5 x 1.2, 0.4P			
14	SOT1167	HUSON12	1.35 x 2.5 x 0.55	-								UDFN12, 2.5 x 1.35, 0.4P		SLP2513P12	
	SOT108	SO14	8.65 x 3.9 x 1.75	-		SOP14							DSO14		
16 + 1	SOT985	HXSON16	3.3 x 1.35 x 0.5	-								UDFN16, 3.3 x 1.35, 0.4P		SLP3313P16	
	SOT1159	HXSON16	1.2 x 3.3 x 0.5	-								UDFN16, 3.5 x 1.2, 0.4P			
	SOT1168	HUSON16	1.35 x 3.3 x 0.55	-										SLP3313P16	
20	SOT360	TSSOP20	6.5 x 4.4 x 1.1	-								TSSOP20	TSSOP20		
38	SOT510	TSSOP38	9.7 x 4.4 x 1.1	-									TSSOP38		

Packing methods SMD

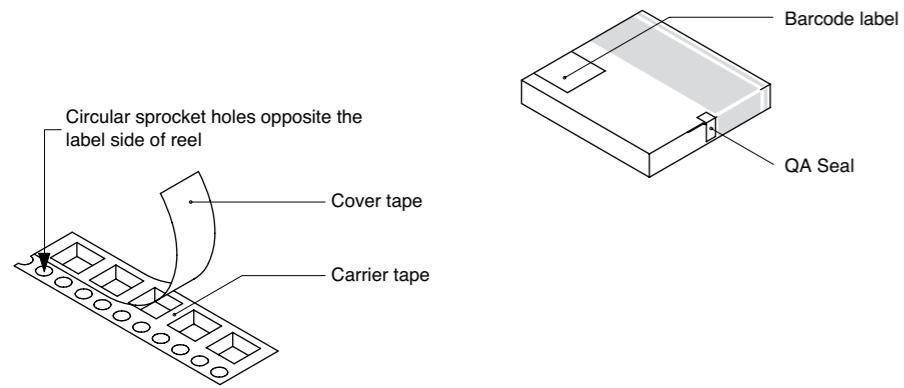
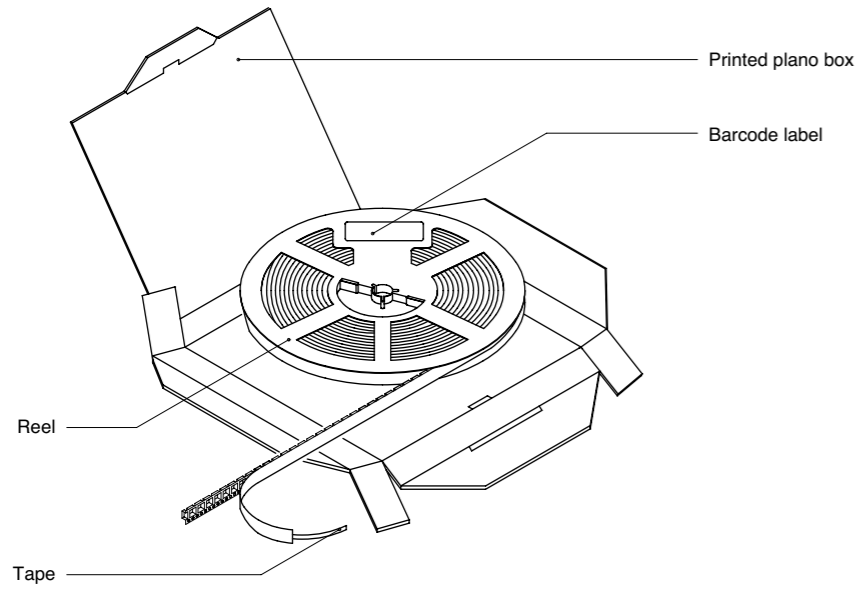
Pins / leads	Package	Packing method and tape dimension	Reel dimension (d x w) (mm)	Taping	Package	Packing quantity and ordering code (12 NC ending)							
						800	1000	2500	3000	4000	8000	9000	10000
2	SOD80C	4 mm pitch, 8 mm tape and reel	180 x 8	-		-	-	-115	-	-	-	-	-
		4 mm pitch, 8 mm tape and reel	330 x 8	-		-	-	-	-	-	-	-	-135
	SOD123F	4 mm pitch, 8 mm tape and reel	180 x 8	-		-	-	-	-115	-	-	-	-
	SOD123W	4 mm pitch, 8 mm tape and reel	180 x 8	-		-	-	-	-115	-	-	-	-
	SOD128	4 mm pitch, 12 mm tape and reel	180 x 12	-		-	-	-	-115	-	-	-	-
	SOD323	4 mm pitch, 8 mm tape and reel	180 x 8	-		-	-	-	-115	-	-	-	-
		4 mm pitch, 8 mm tape and reel	286 x 8	-		-	-	-	-	-	-	-	-135
	SOD323F	4 mm pitch, 8 mm tape and reel	180 x 8	-		-	-	-	-115	-	-	-	-
	SOD523	2 mm pitch, 8 mm tape and reel	180 x 8	-		-	-	-	-	-	-315	-	-
		4 mm pitch, 8 mm tape and reel	180 x 8	-		-	-	-	-115	-	-	-	-
		4 mm pitch, 8 mm tape and reel	286 x 8	-		-	-	-	-	-	-	-	-135
	SOD882	2 mm pitch, 8 mm tape and reel	180 x 8	-		-	-	-	-	-	-	-	-315
	SOD882D	2 mm pitch, 8 mm tape and reel	180 x 8	-		-	-	-	-	-	-	-	-315
	SOD962	2 mm pitch, 8 mm tape and reel	180 x 8	-		-	-	-	-	-	-	-	-315
3	SOT23	4 mm pitch, 8 mm tape and reel	180 x 8	-		-	-	-	-215	-	-	-	-
		4 mm pitch, 8 mm tape and reel	286 x 8	-		-	-	-	-	-	-	-	-235
	SOT89	8 mm pitch, 12 mm tape and reel	180 x 12	T1		-	-115	-	-	-	-	-	-
		8 mm pitch, 12 mm tape and reel	330 x 12	T1		-	-	-	-	-135	-	-	-
		8 mm pitch, 12 mm tape and reel	180 x 12	T3		-	-146	-	-	-	-	-	-
		8 mm pitch, 12 mm tape and reel	180 x 12	T4		-	-147	-	-	-	-	-	-
	SOT323	4 mm pitch, 8 mm tape and reel	180 x 8	-		-	-	-	-115	-	-	-	-
		4 mm pitch, 8 mm tape and reel	286 x 8	-		-	-	-	-	-	-	-	-135
	SOT404	16 mm pitch, 24 mm tape and reel	330 x 24	-		-118	-	-	-	-	-	-	-
	SOT416	4 mm pitch, 8 mm tape and reel	180 x 8	-		-	-	-	-115	-	-	-	-
		4 mm pitch, 8 mm tape and reel	286 x 8	-		-	-	-	-	-	-	-	-135
	SOT428	8 mm pitch, 16 mm tape and reel	330 x 16	-		-	-	-118	-	-	-	-	-
	SOT663	4 mm pitch, 8 mm tape and reel	180 x 8	-		-	-	-	-	-115	-	-	-
	SOT883	2 mm pitch, 8 mm tape and reel	180 x 8	-		-	-	-	-	-	-	-	-315
SOT1061	4 mm pitch, 8 mm tape and reel	180 x 8	-		-	-	-	-115	-	-	-	-	
4	SOT143B	4 mm pitch, 8 mm tape and reel	180 x 8	-		-	-	-	-215	-	-	-	-
		4 mm pitch, 8 mm tape and reel	286 x 8	-		-	-	-	-	-	-	-	-235
	SOT223	8 mm pitch, 12 mm tape and reel	180 x 12	-		-	-115	-	-	-	-	-	-
		8 mm pitch, 12 mm tape and reel	330 x 12	-		-	-	-	-	-135	-	-	-

Pins / leads	Package	Packing method and tape dimension	Reel dimension (d x w) (mm)	Taping	Package	Packing quantity and ordering code (12 NC ending)								
						1000	1400	2500	3000	4000	5000	8000	10000	
5	SOT353	4 mm pitch, 8 mm tape and reel	180 x 8	T1		-	-	-	-115	-	-	-	-	
		4 mm pitch, 8 mm tape and reel	286 x 8	T1		-	-	-	-	-	-	-	-135	
		4 mm pitch, 8 mm tape and reel	180 x 8	T2		-	-	-	-125	-	-	-	-	
		4 mm pitch, 8 mm tape and reel	286 x 8	T2		-	-	-	-	-	-	-	-165	
	SOT665	2 mm pitch, 8 mm tape and reel	180 x 8	-		-	-	-	-	-	-	-	-315	
		4 mm pitch, 8 mm tape and reel	180 x 8	-		-	-	-	-	-115	-	-	-	
6	SOT363	4 mm pitch, 8 mm tape and reel	180 x 8	T1		-	-	-	-115	-	-	-	-	
		4 mm pitch, 8 mm tape and reel	286 x 8	T1		-	-	-	-	-	-	-	-135	
		4 mm pitch, 8 mm tape and reel	180 x 8	T2		-	-	-	-125	-	-	-	-	
		4 mm pitch, 8 mm tape and reel	286 x 8	T2		-	-	-	-	-	-	-	-165	
	SOT457	4 mm pitch, 8 mm tape and reel	180 x 8	T1		-	-	-	-115	-	-	-	-	
		4 mm pitch, 8 mm tape and reel	286 x 8	T1		-	-	-	-	-	-	-	-135	
		4 mm pitch, 8 mm tape and reel	180 x 8	T2		-	-	-	-125	-	-	-	-	
		4 mm pitch, 8 mm tape and reel	286 x 8	T2		-	-	-	-	-	-	-	-165	
	SOT666	2 mm pitch, 8 mm tape and reel	180 x 8	-		-	-	-	-	-	-	-	-315	
		4 mm pitch, 8 mm tape and reel	180 x 8	-		-	-	-	-	-115	-	-	-	
		SOT1118	4 mm pitch, 8 mm tape and reel	180 x 8	-		-	-	-	-115	-	-	-	-
			4 mm pitch, 8 mm tape and reel	180 x 8	T1		-	-	-	-	-	-115	-	-
SOT886	4 mm pitch, 8 mm tape and reel	180 x 8	T1		-	-	-	-	-	-115	-	-		
	4 mm pitch, 8 mm tape and reel	180 x 8	T4		-	-	-	-	-	-132	-	-		
SOT891	4 mm pitch, 8 mm tape and reel	180 x 8	T4		-	-	-	-	-	-132	-	-		
8	SOT505	8 mm pitch, 12 mm tape and reel	330 x 12	-		-	-	-118	-	-	-	-		
	SOT873	8 mm pitch, 12 mm tape and reel	180 x 12	-		-	-118	-	-	-	-	-		
	SOT96	8 mm pitch, 12 mm tape and reel	180 x 12	-		-115	-	-	-	-	-	-	-	
8 mm pitch, 12 mm tape and reel		330 x 12	-		-	-	-118	-	-	-	-	-		

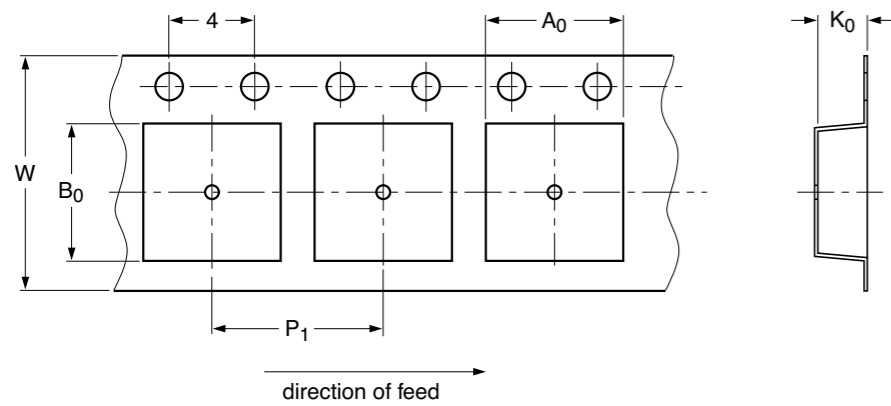
Packing methods glass diodes and through hole packages

Pins / leads	Package	Packing method and tape/reel/tube dimensions	Package	Ordering code (12 NC ending)	Packing quantity	
2	SOD27	26 mm tape ammo pack, axial		-143	5000 pcs	
		52 mm tape ammo pack, axial		-133	10000 pcs	
		52 mm reel pack, axial		-113	10000 pcs	
	SOD59	Rail packing, 50 pcs/tube, tube length = 520 mm		-127	20 tubes x 50 pcs	
		SOD66	52 mm tape ammo pack, axial		-133	10000 pcs
			52 mm reel pack, axial		-113	10000 pcs
SOD68	26 mm tape ammo pack, axial		-143	5000 pcs		
	52 mm reel pack, axial		-113	10000 pcs		
	52 mm tape ammo pack, axial		-133	10000 pcs		
	SOD113	Rail packing, 50 pcs/tube, tube length = 520 mm		-127	20 tubes x 50 pcs	
3	SOT54	Bulk pack, 1000 pcs/carrier		-112	5 carriers x 1000 pcs	
		55 mm reel packing, 2000 pcs/reel, reel dimensions = 380 x 55 mm		-116	5 reels x 2000 pcs	
		Ammo packing, 18 mm tape, 2000 pcs/carrier, reel dimensions = 350 x 55 mm		-126	5 carriers x 2000 pcs	
		Bulk pack, 1000 pcs/carrier		-412	5 carriers x 1000 pcs	
	SOT78	Rail packing, 50 pcs/tube, tube length = 520 mm		-127	20 tubes x 50 pcs	
	SOT78D	Rail packing, 50 pcs/tube, tube length = 520 mm		-127	20 tubes x 50 pcs	
	SOT82	Rail packing, 50 pcs/tube, tube length = 390 mm		-127	20 tubes x 50 pcs	
	SOT186A	Rail packing, 50 pcs/tube, tube length = 520 mm		-127	20 tubes x 50 pcs	
	SOT226	Rail packing, 50 pcs/tube, tube length = 520 mm		-127	20 tubes x 50 pcs	
	SOT533	Rail packing		-127	75 tubes x 50 pcs	

Tape and reel pack for SMD packages



Carrier tape - tape and reel

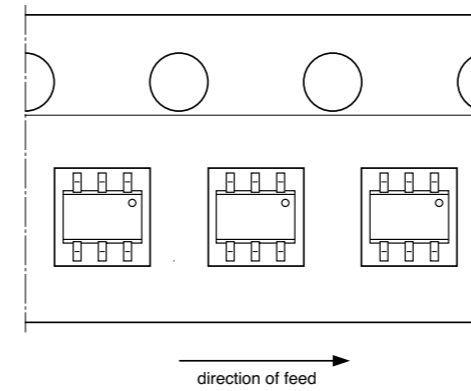


P1 = pitch (see table packing methods)
W = tape width (see table packing methods)

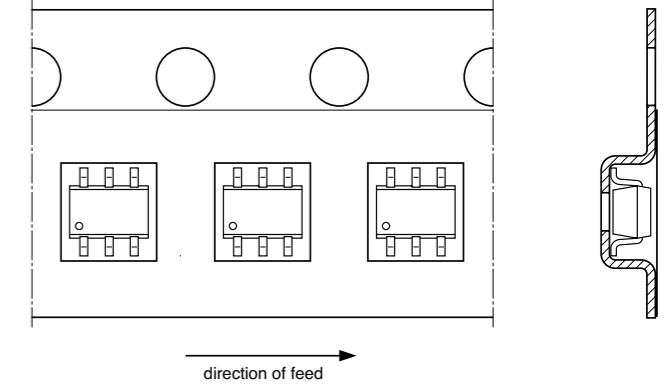
Compartment width (A_0), length (B_0) and depth (K_0) depending on package

Product orientation (tape and reel pack) T1-T4

T1 taping

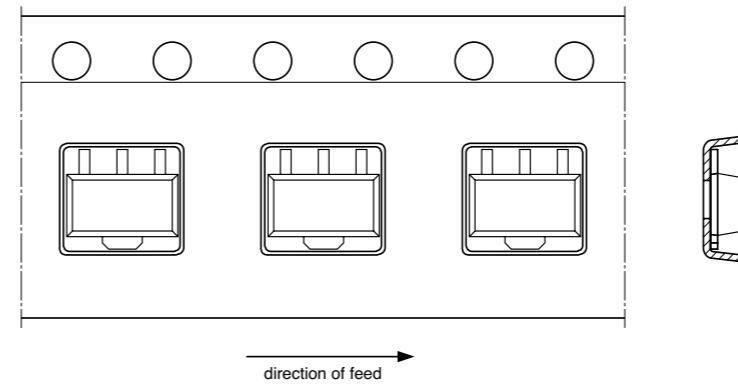


T2 taping

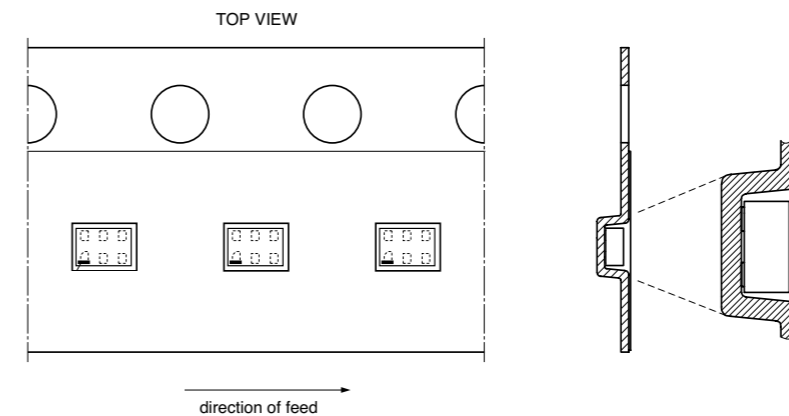


T3 taping

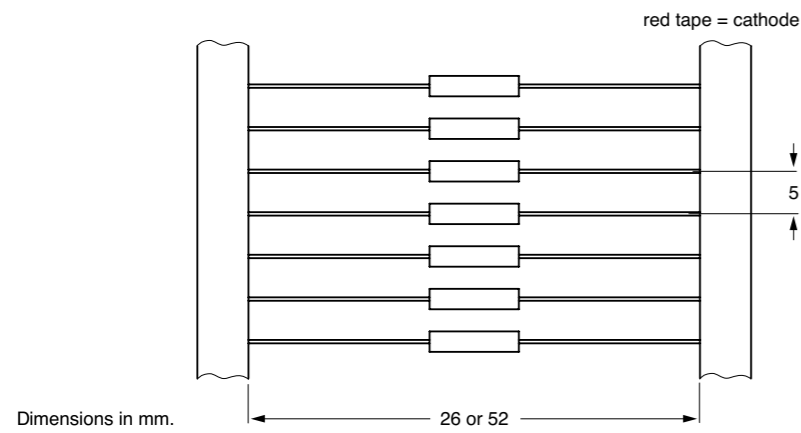
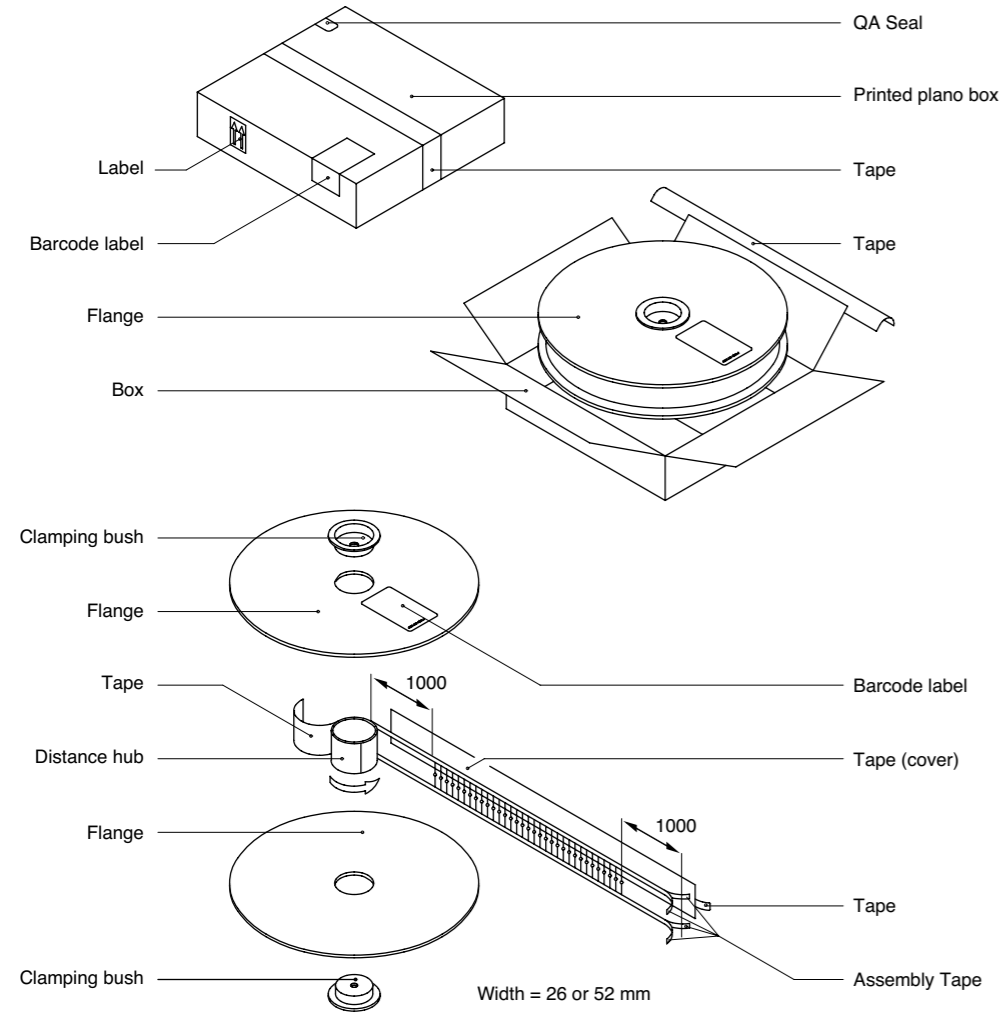
Standard product orientation SOT89 (T3)



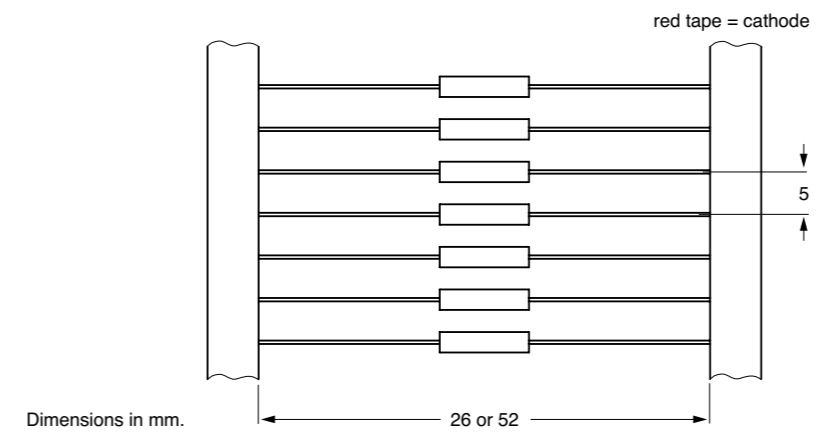
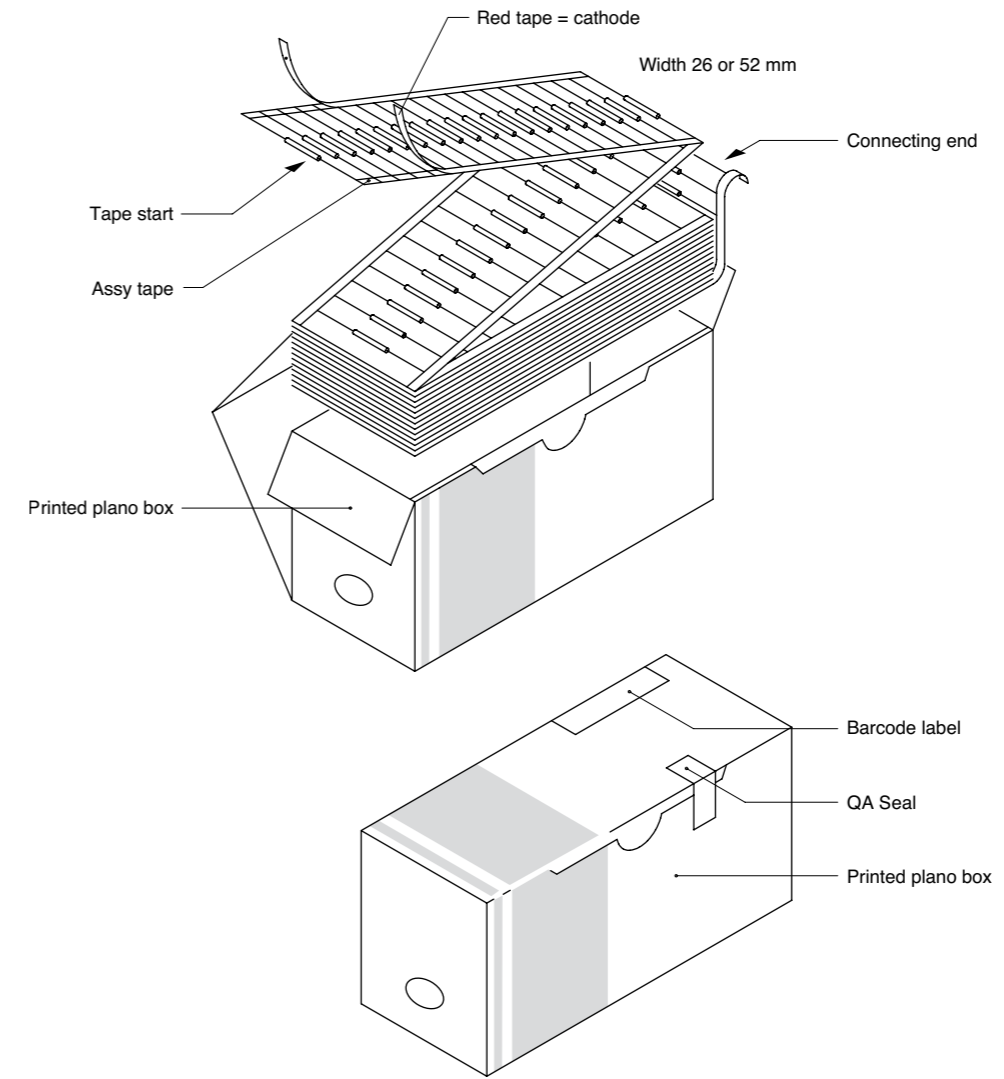
T4 taping



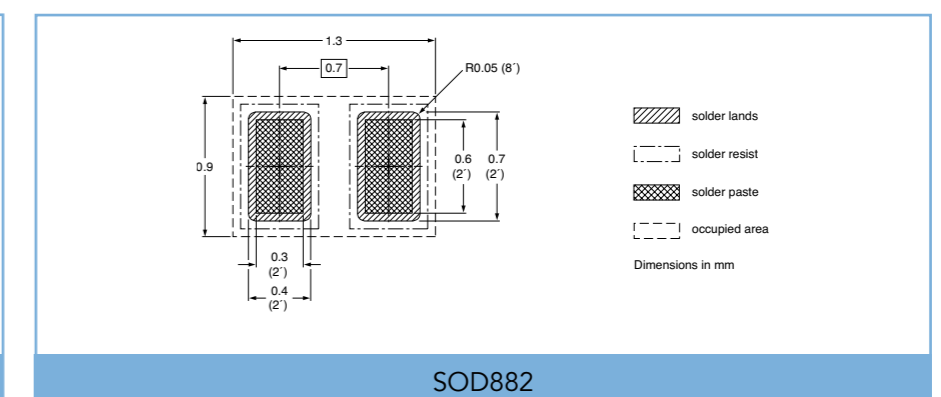
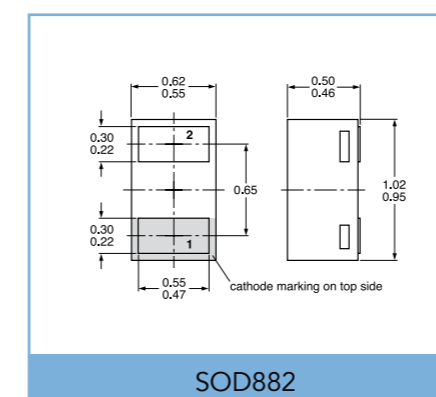
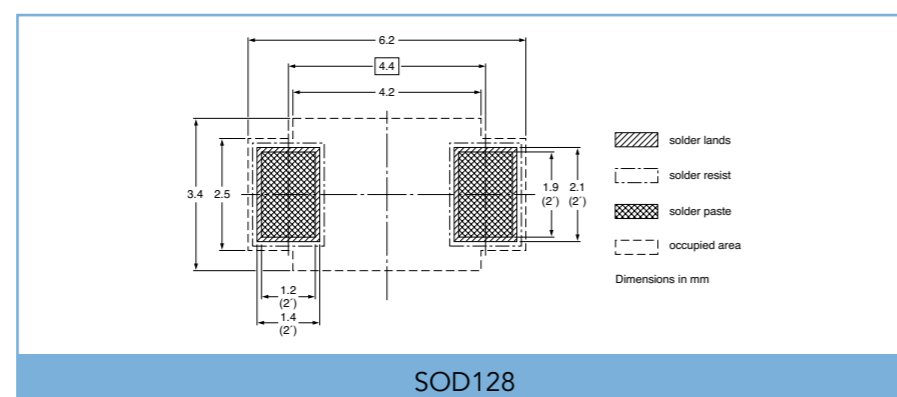
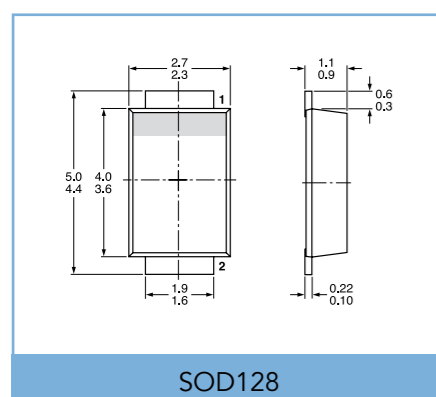
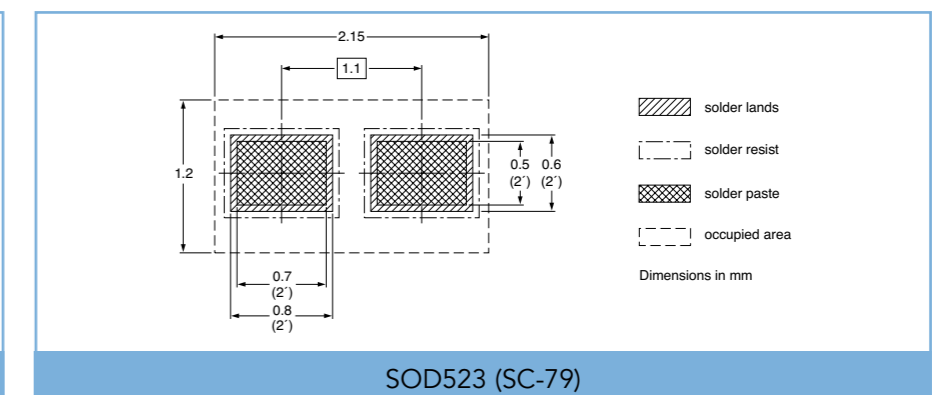
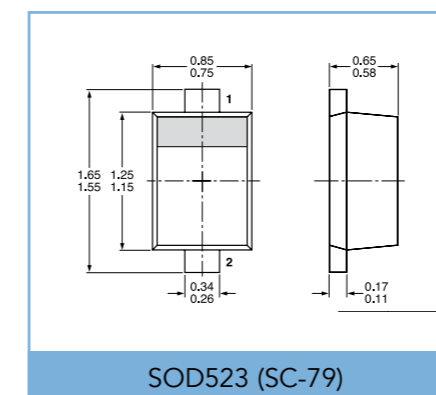
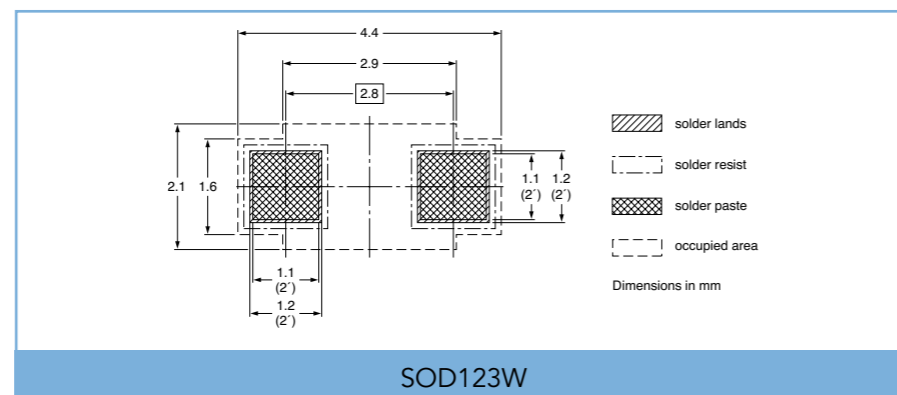
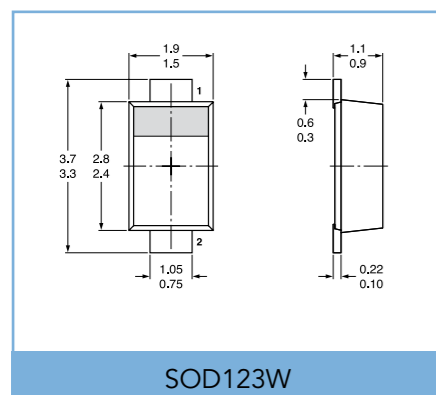
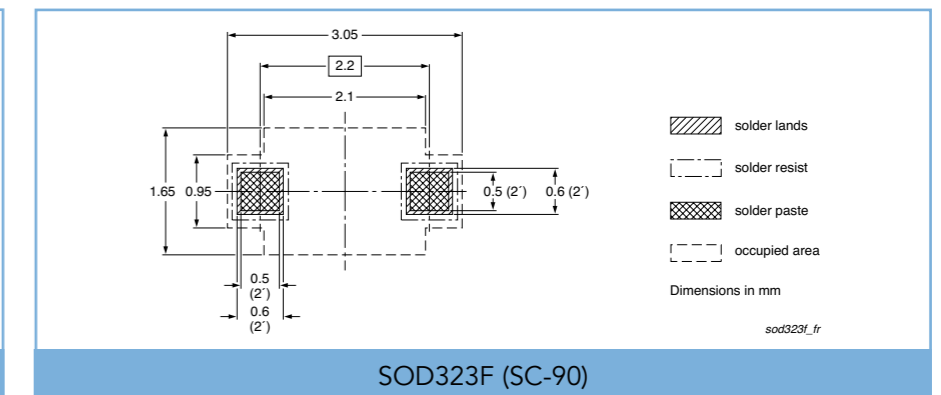
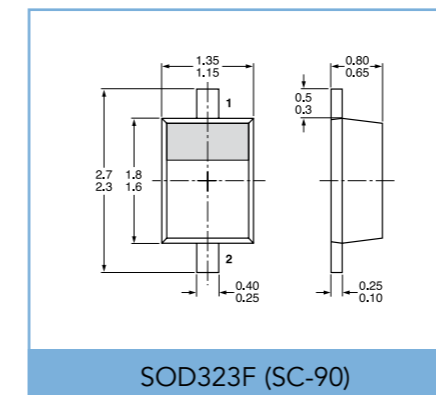
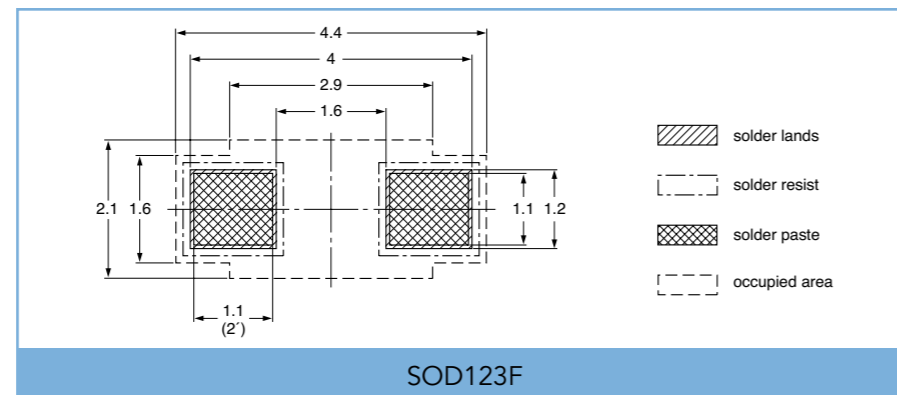
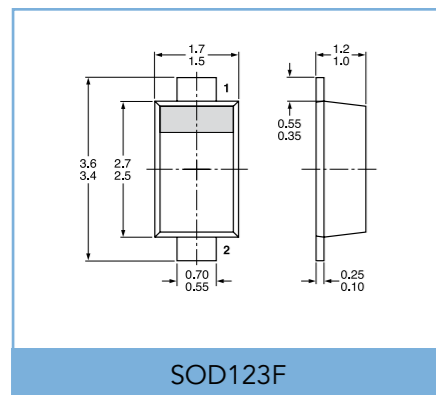
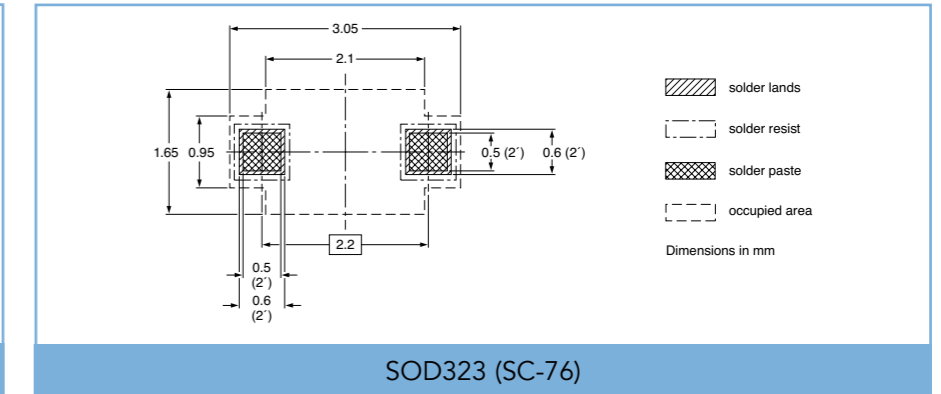
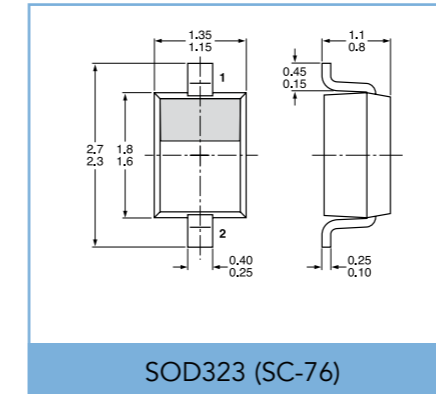
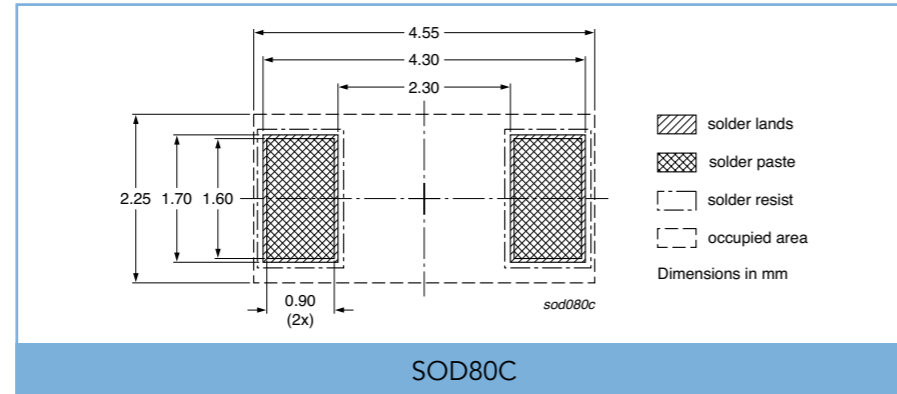
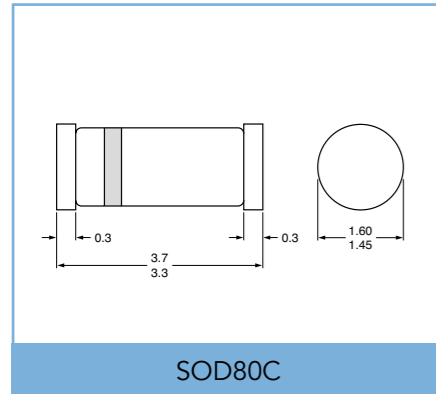
Reel pack axial tape for glass diodes

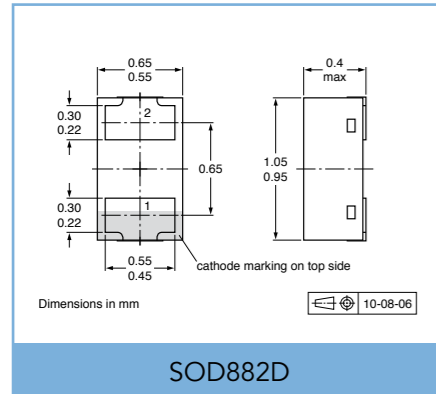


Ammo pack axial tape for glass diodes

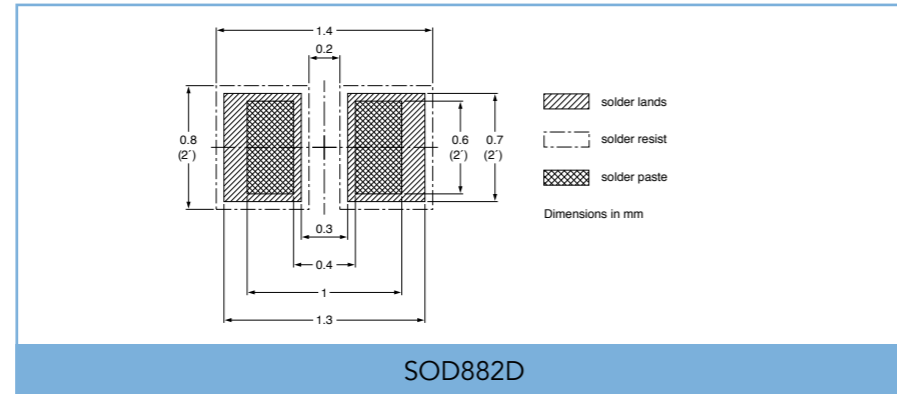


2-Pin SMD Packages

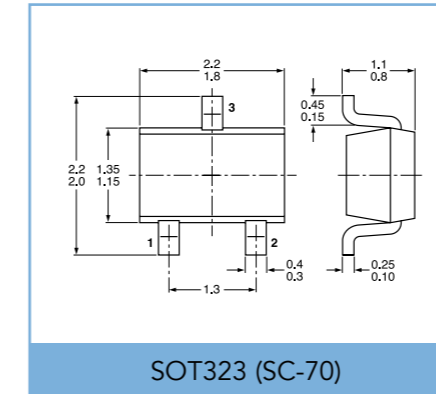




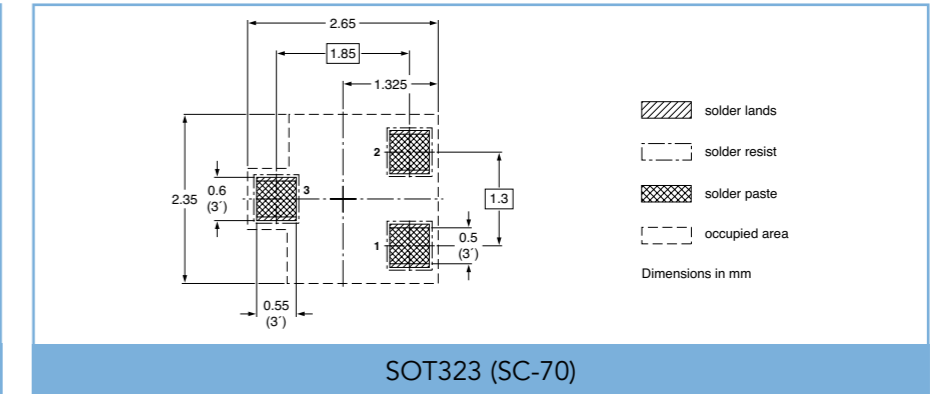
SOD882D



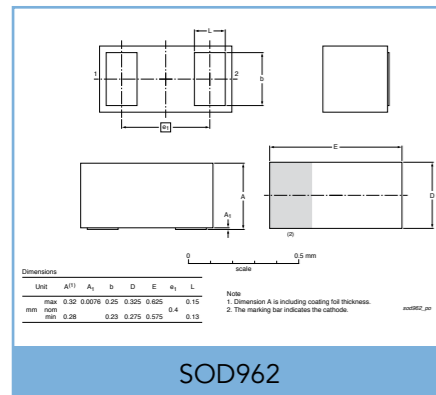
SOD882D



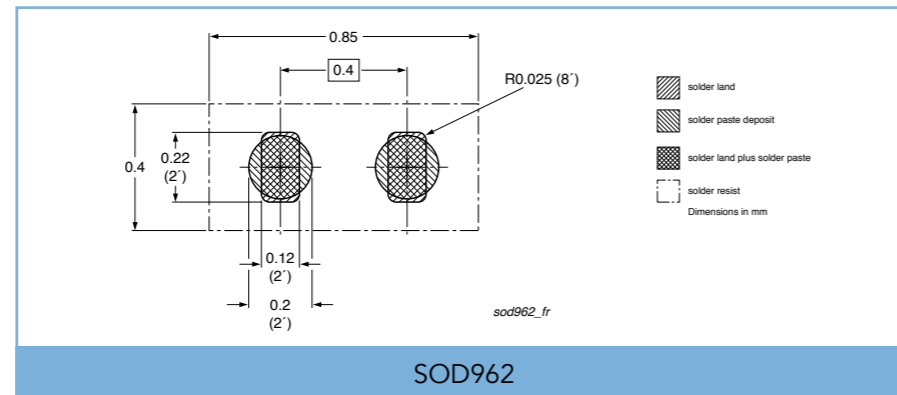
SOT323 (SC-70)



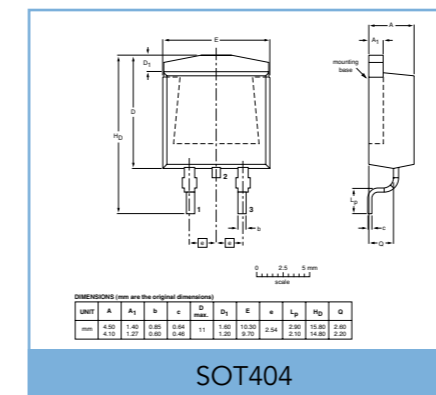
SOT323 (SC-70)



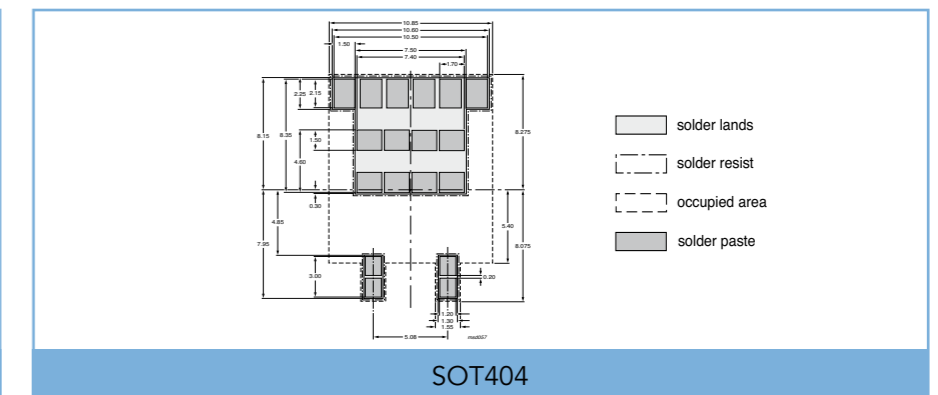
SOD962



SOD962

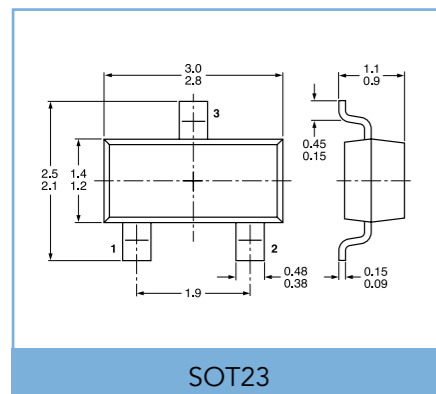


SOT404

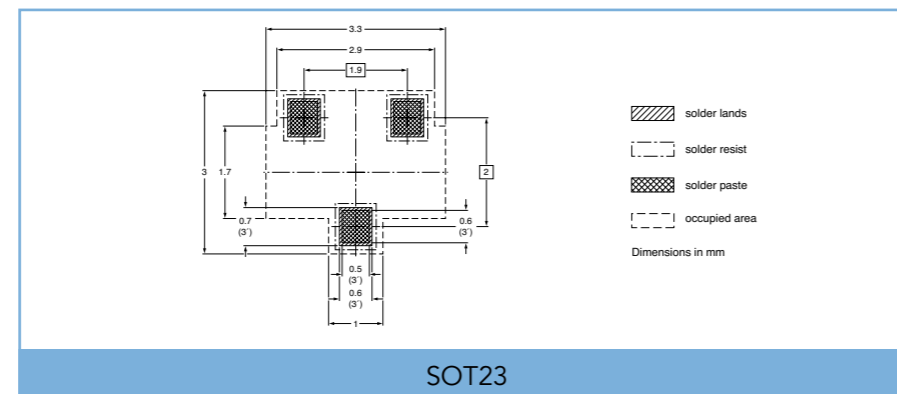


SOT404

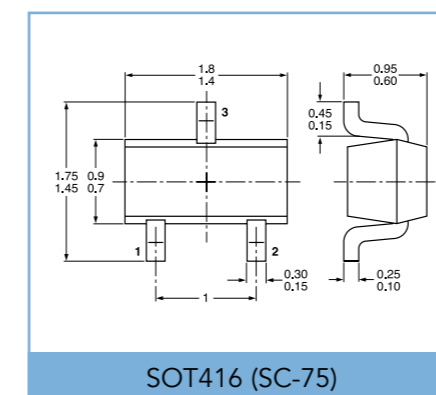
3-Pin SMD Packages



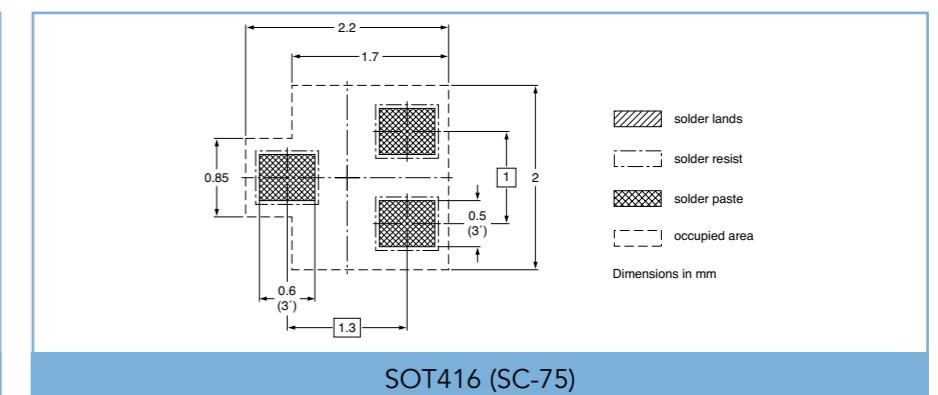
SOT23



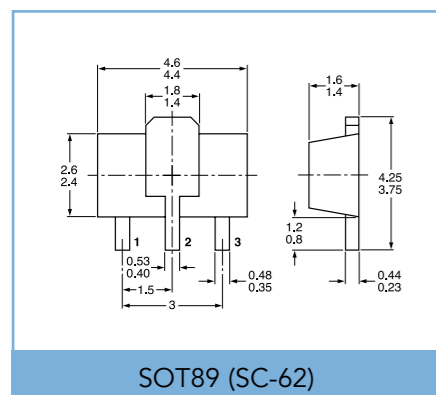
SOT23



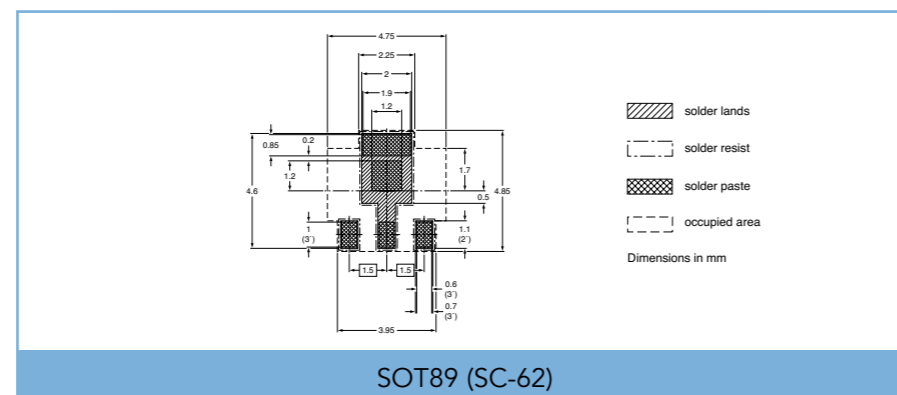
SOT416 (SC-75)



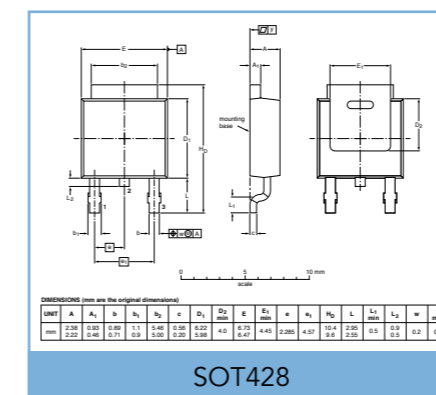
SOT416 (SC-75)



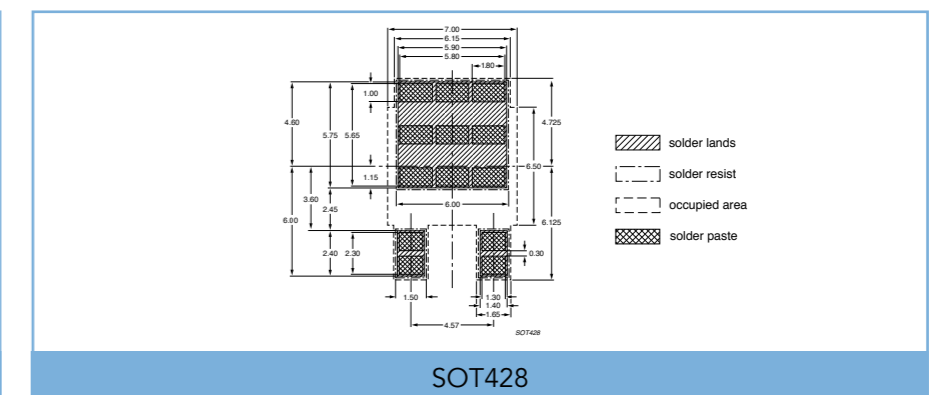
SOT89 (SC-62)



SOT89 (SC-62)

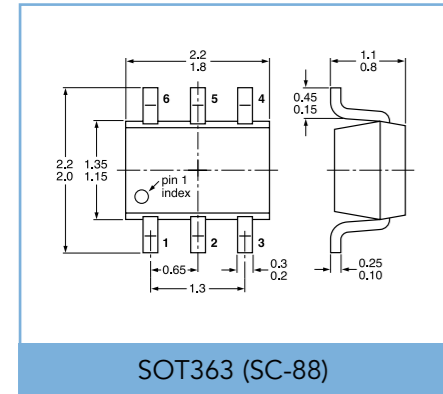


SOT428

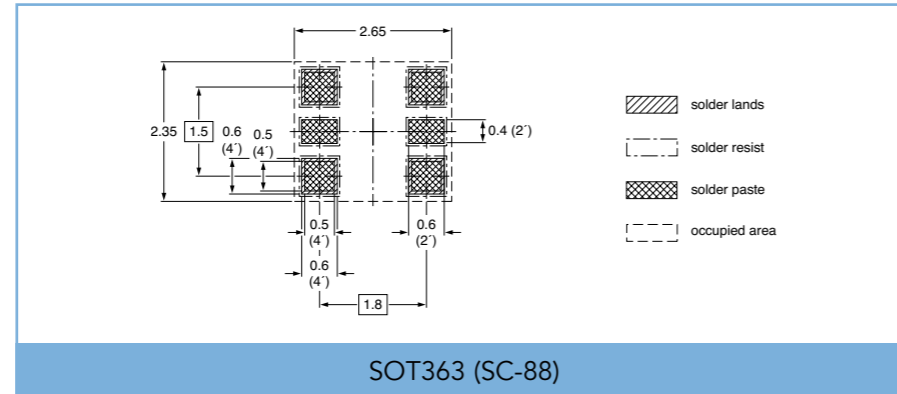


SOT428

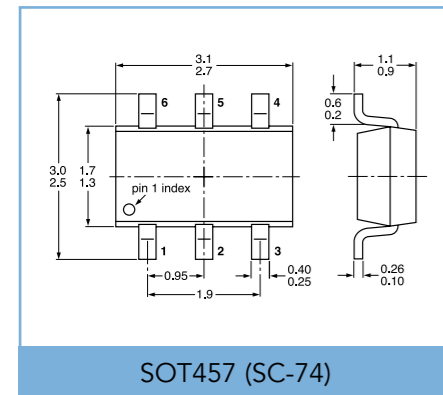
6-Pin SMD Packages



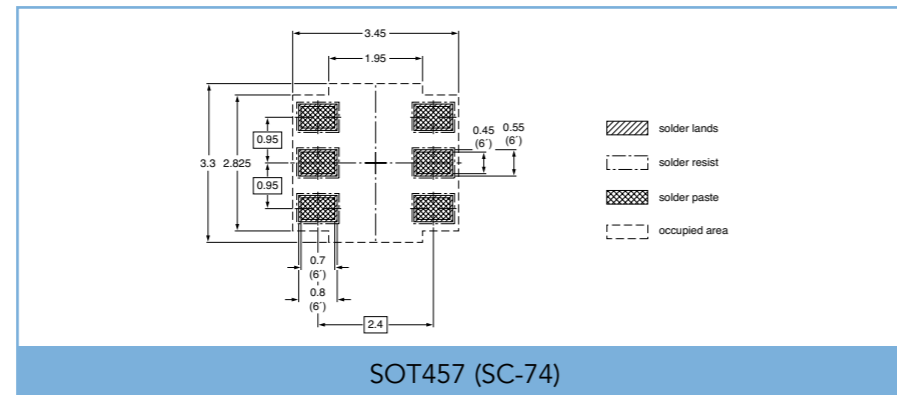
SOT363 (SC-88)



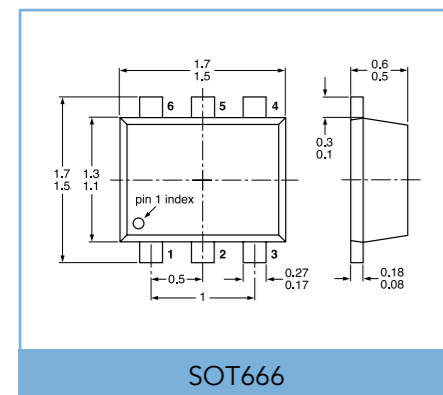
SOT363 (SC-88)



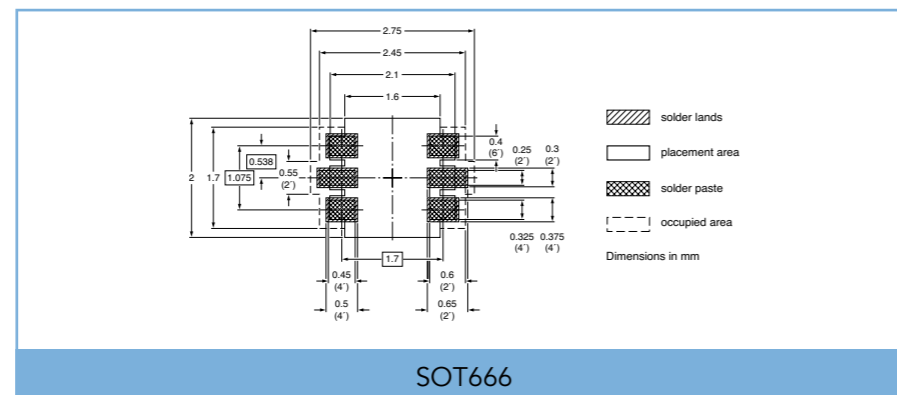
SOT457 (SC-74)



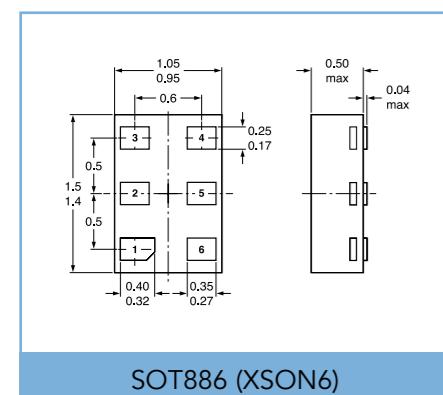
SOT457 (SC-74)



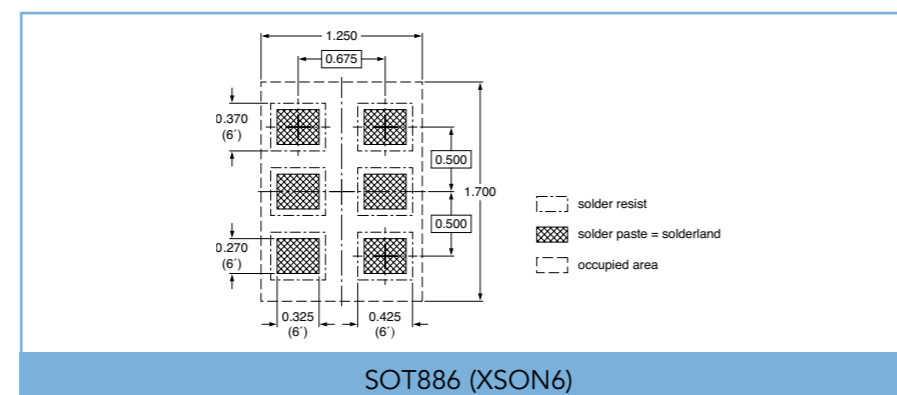
SOT666



SOT666

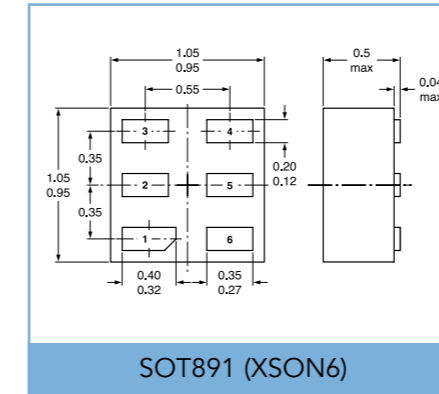


SOT886 (XSON6)

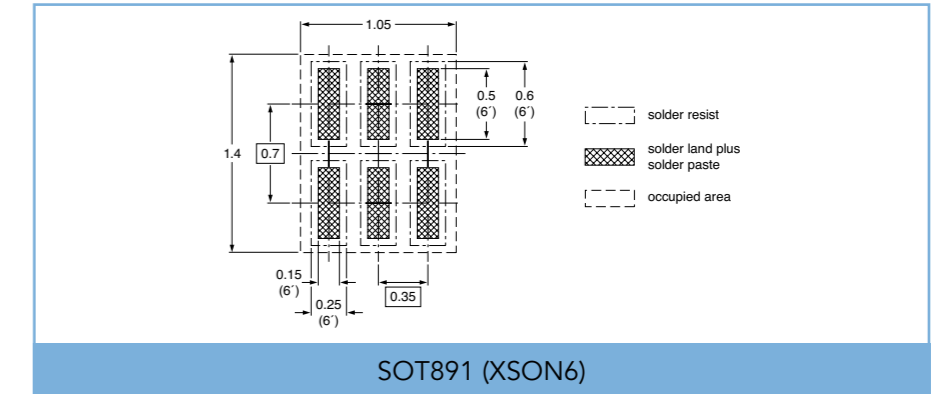


SOT886 (XSON6)

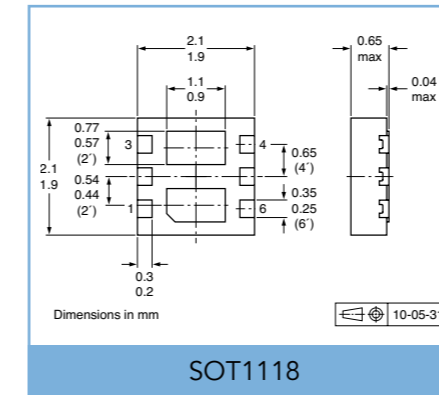
Dimensions in mm



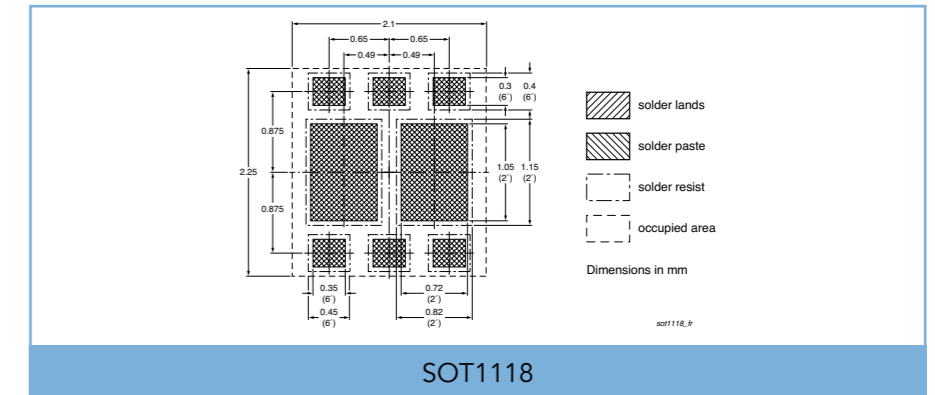
SOT891 (XSON6)



SOT891 (XSON6)

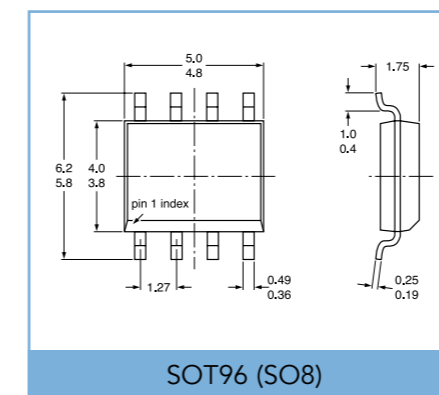


SOT1118

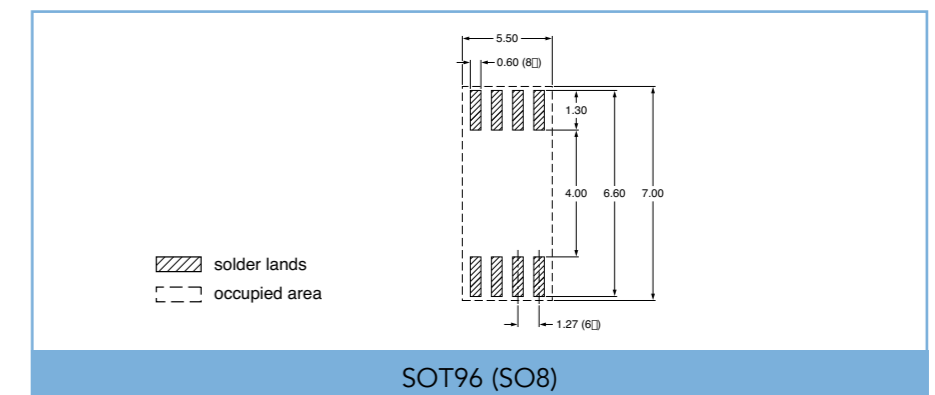


SOT1118

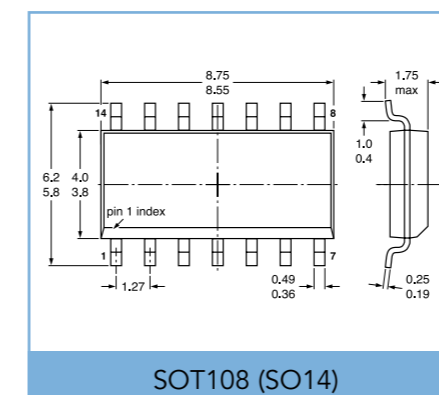
Multi-Pin SMD Packages



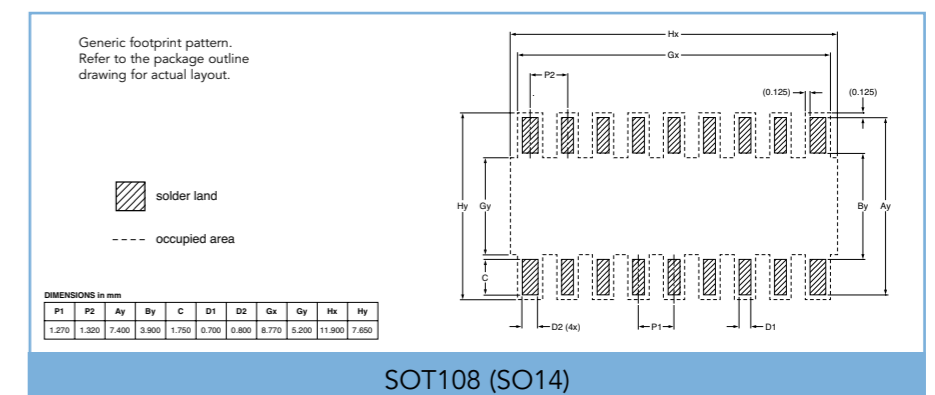
SOT96 (SO8)



SOT96 (SO8)

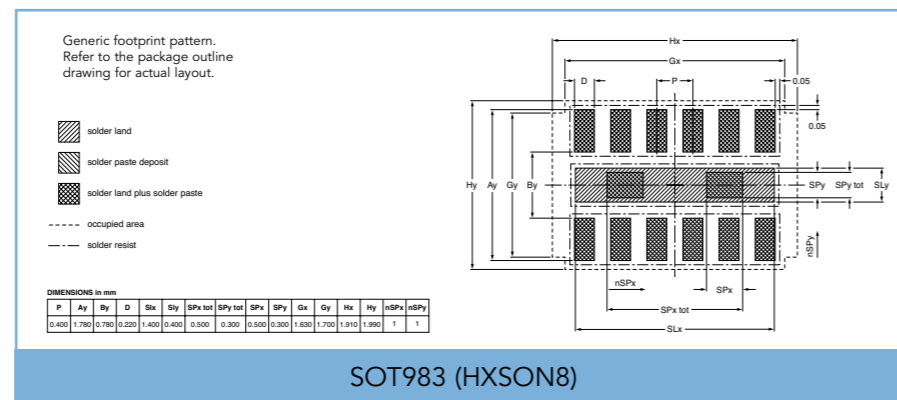
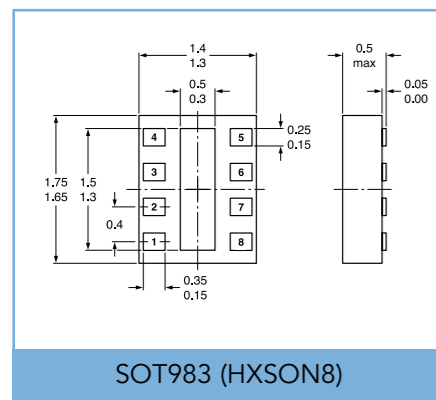
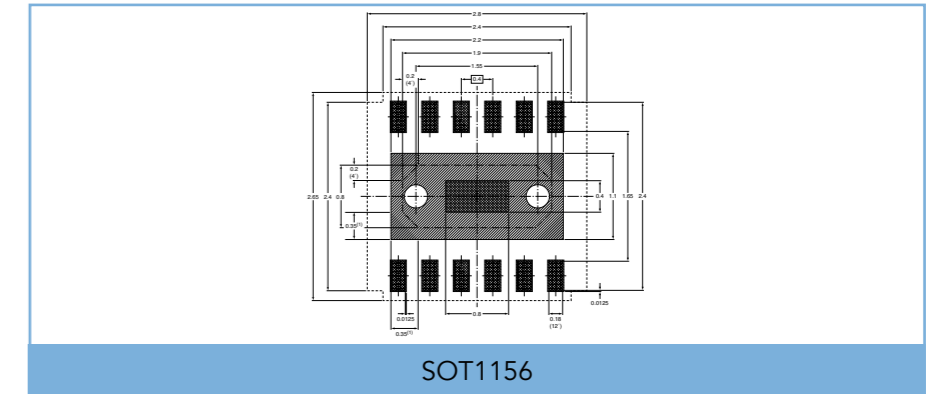
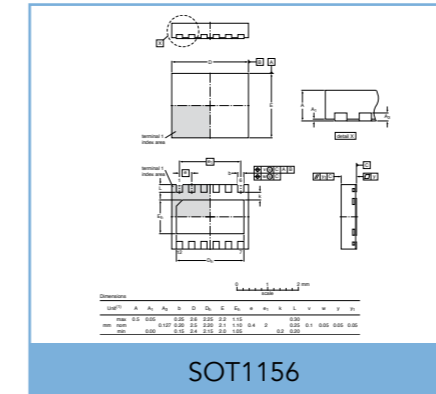
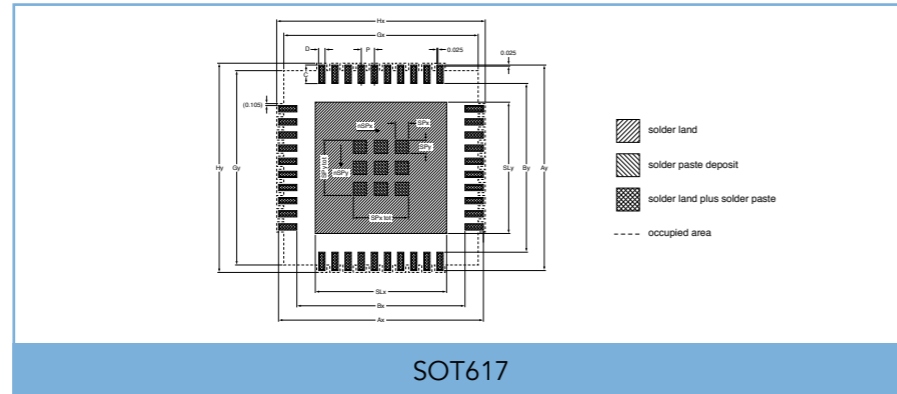
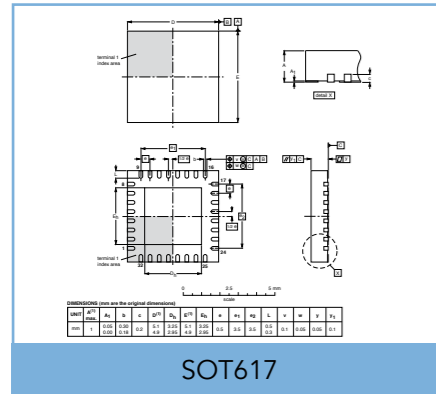


SOT108 (SO14)

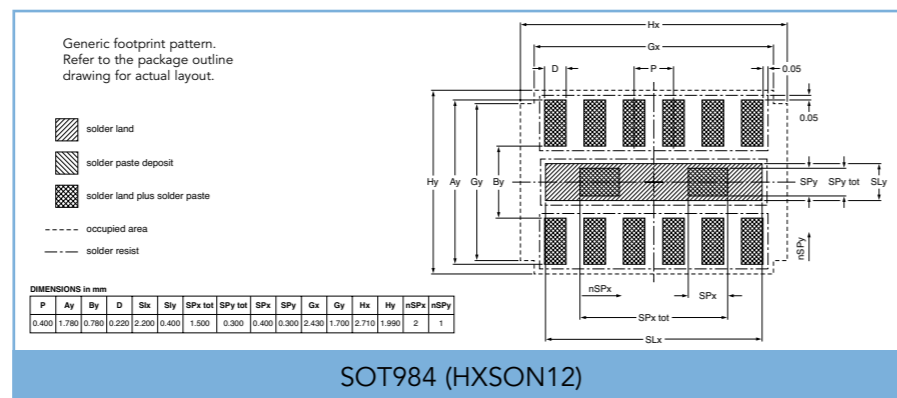
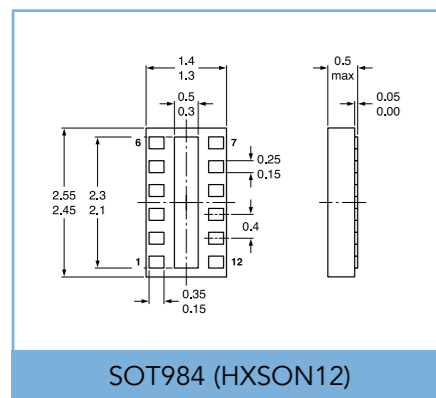
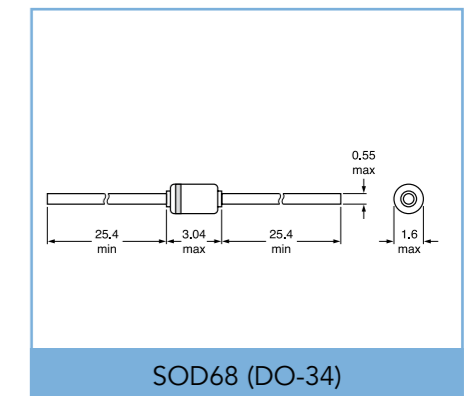
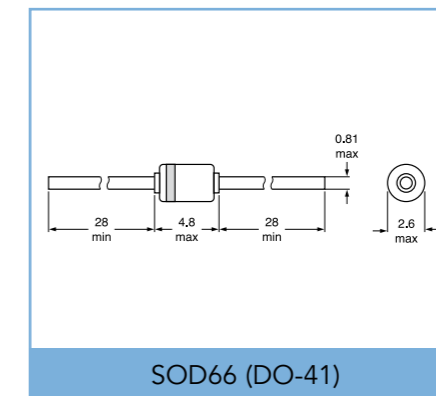
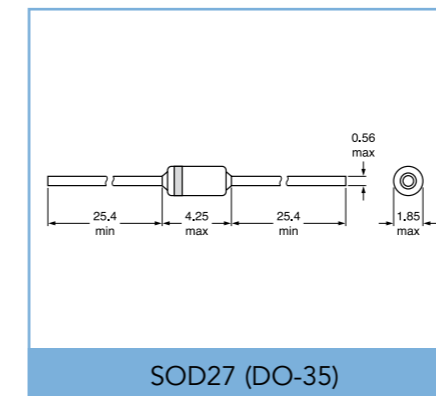


SOT108 (SO14)

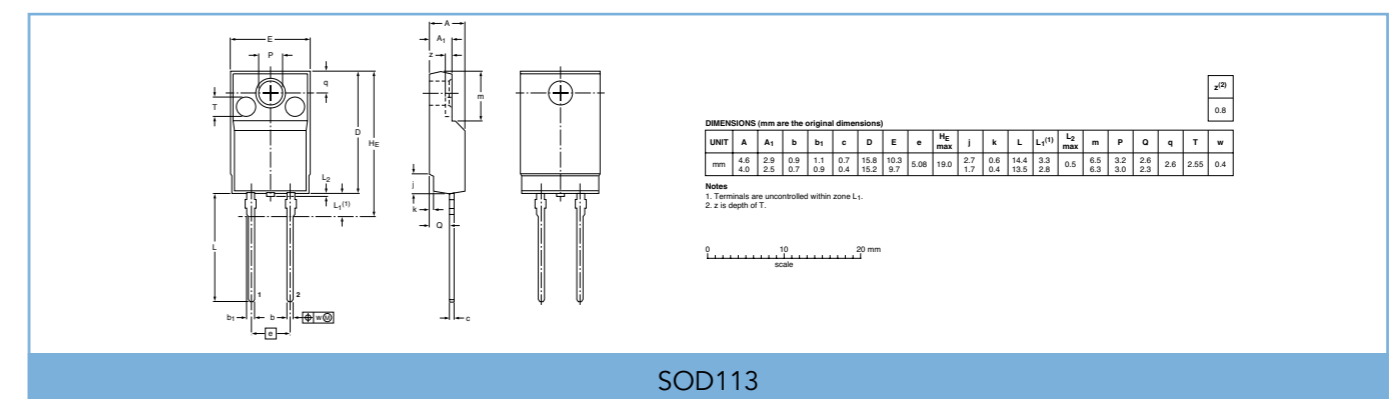
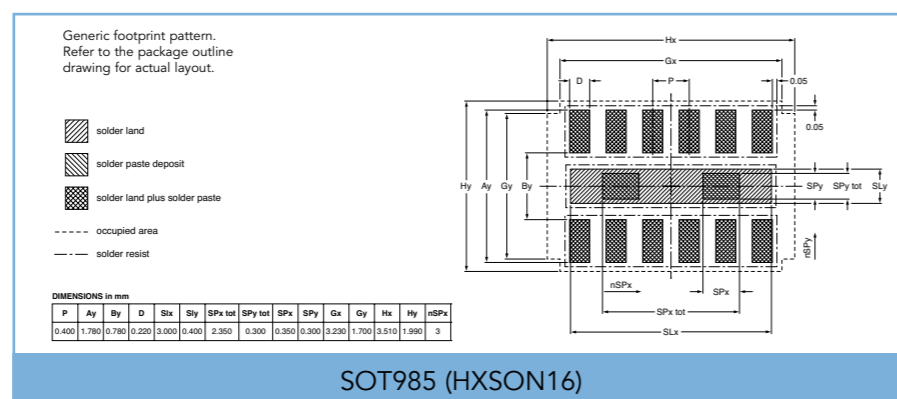
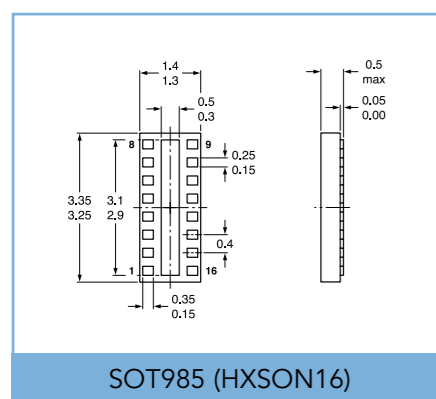
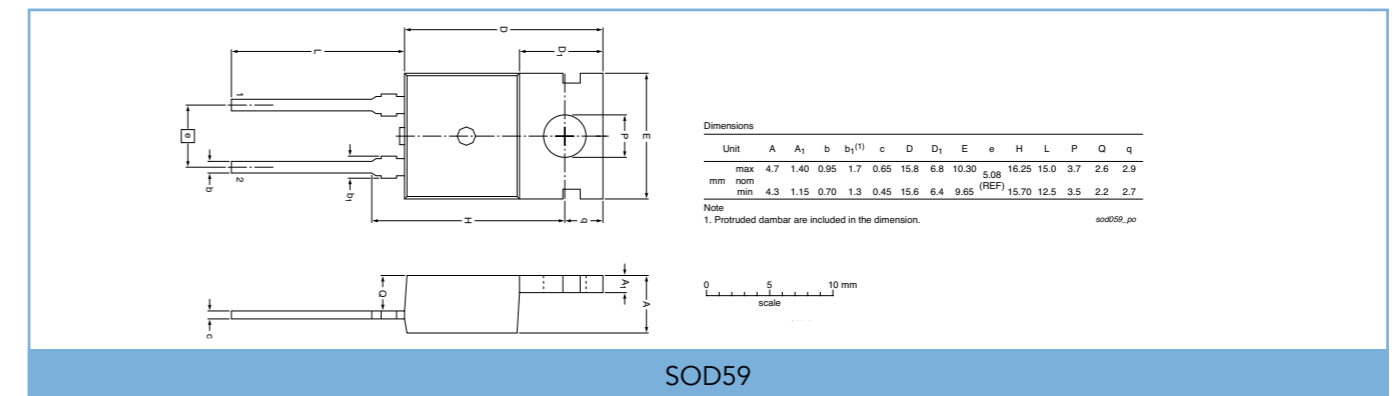
Dimensions in mm



Glass diodes



Through Hole Packages



DIMENSIONS (mm are the original dimensions)

UNIT	A	b	b ₁	c	D	d	E	e	e ₁	L	L ₁ ⁽¹⁾ max.
mm	5.2	0.48	0.66	0.45	4.8	1.7	4.2	2.54	1.27	14.5	2.5
	5.0	0.40	0.55	0.38	4.4	1.4	3.6			12.7	

Note
1. Terminal dimensions within this zone are uncontrolled to allow for flow of plastic and terminal irregularities.

0 2.5 5 mm
scale

SOT54

DIMENSIONS (mm are the original dimensions)

UNIT	A ₁	b	b ₁	b ₂	c	D	D ₁	E	e	e ₁	j	K	L	L ₁	L ₂ ⁽¹⁾ max.	P	Q	q	y ⁽²⁾	w	
mm	4.6	2.9	0.9	1.1	1.4	0.7	15.8	6.5	10.3	2.54	5.08	2.7	0.6	14.4	3.30	3	3.2	2.6	3.0	2.5	0.4
	4.0	2.5	0.7	0.9	1.0	0.4	15.2	6.3	9.7		1.7	0.4	13.5	2.79		3.0	2.3	2.6	2.5		

Notes
1. Terminal dimensions within this zone are uncontrolled.
2. Both recesses are $\pm 2.5^\circ$ 0.8 max. depth.

0 5 10 mm
scale

SOT186A

DIMENSIONS (mm are the original dimensions)

UNIT	A	A ₁	b	b ₁ ⁽²⁾	b ₂ ⁽²⁾	c	D	D ₁	E	e	L	L ₁ ⁽¹⁾	L ₂ ⁽¹⁾ max.	p	q	Q
mm	4.7	1.40	0.9	1.6	1.3	0.7	16.0	6.6	10.3	2.54	15.0	3.30	3.0	3.8	3.0	2.6
	4.1	1.25	0.6	1.0	1.0	0.4	15.2	5.9	9.7		12.8	2.79		3.5	2.7	2.2

Notes
1. Lead shoulder designs may vary.
2. Dimension includes excess dambar.

0 5 10 mm
scale

SOT78

DIMENSIONS (mm are the original dimensions)

UNIT	A	A ₁	b	b ₁	c	D max	D ₁	E	e	L	L ₁	Q
mm	4.5	1.40	0.85	1.3	0.7	11	1.6	10.3	2.54	15.0	3.30	2.6
	4.1	1.27	0.60	1.0	0.4		1.2	9.7		13.5	2.79	2.2

0 5 10 mm
scale

SOT226

DIMENSIONS (mm are the original dimensions)

UNIT	A	A ₁	b	b ₁	b ₂	c	D	D ₁ ref	E	e	L	L ₁ ref	p	Q	q	w
mm	4.7	1.40	0.9	1.4	1.72	0.6	16.0	6.5	10.3	2.54	14.0	3.0	3.7	2.6	3.0	0.2
	4.3	1.25	0.6	1.1	1.32	0.4	15.2	5.9	9.7		12.8	2.79	3.5	2.2	2.7	

0 5 10 mm
scale

SOT78D

DIMENSIONS (mm are the original dimensions)

UNIT	A	A ₁	b	c	D ₁	D ₂	E	E ₁	e	e ₁	L	L ₁ ⁽²⁾ max.	Q	w
mm	2.38	0.93	0.89	0.56	1.10	6.22	6.73	5.21	4.57	2.285	9.6	2.7	1.1	0.3
	2.22	0.46	0.71	0.46	0.96	5.98	6.47	5.00	BSC ⁽¹⁾	BSC ⁽¹⁾	9.2		1.0	

Notes
1. Basic spacing between centers.
2. Terminal dimensions are uncontrolled within zone L₁.

0 2.5 5 mm
scale

SOT533

DIMENSIONS (mm are the original dimensions)

UNIT	A	b	c	D	E	e	e ₁	L	L ₁ ⁽¹⁾ max.	P	Q	q	w
mm	2.8	0.88	0.58	11.1	7.8	2.29	4.58	16.5	2.54	3.1	1.5	3.9	0.254
	2.3	0.65	0.47	10.5	7.2			15.3		2.5	0.9	3.5	

Note
1. Terminal dimensions within this zone are uncontrolled to allow for body and terminal irregularities.

0 2.5 5 mm
scale

SOT82

Type Number	Page Number	Type Number	Page Number	Type Number	Page Number	Type Number	Page Number	Type Number	Page Number
1N4148	16	2PD601BSL	52	BAS70-05	8	BAT960	11	BC850C	54
1N4531	16	2PD602AQL	52	BAS70-05W	9	BAV103	18	BC850CW	54
1N47xxA series	14	2PD602ARL	52	BAS70-06	8	BAV170	19	BC856 / A / B	52
1PS66SB17	9	2PD602ASL	52	BAS70-06W	9	BAV199	19	BC856BS	53
1PS66SB82	9	ACT102H	89	BAS70-07	8	BAV199W	19	BC856S	53
1PS70SB20	11	ACT108	89	BAS70-07S	9	BAV20	18	BC856T / AT / BT	52
1PS70SB82	9	ACT108W	89	BAS70-07V	9	BAV21	18	BC856W / AW / BW	52
1PS70SB84	9	BAL74	16	BAS70H	9	BAV23	18	BC857 / A / B / C	52
1PS70SB85	9	BAL99	16	BAS70L	9	BAV23A	18	BC857AM / BM / CM	52
1PS70SB86	9	BAS101	18	BAS70LV	9	BAV23C	18	BC857BS	53
1PS74SB23	10	BAS101S	18	BAS70W	9	BAV23S	18	BC857BV	53
1PS75SB45	9	BAS116	19	BAS70XY	9	BAV70	16	BC857T / AT / BT / CT	52
1PS76SB10	9	BAS116H	19	BAS716	19	BAV70M	17	BC857W / AW / BW / CW	52
1PS76SB17	9	BAS116T	19	BAS85	8	BAV70S	17	BC858B	52
1PS76SB21	9	BAS16	16	BAS86	8	BAV70T	17	BC858W	52
1PS76SB40	9	BAS16H	16	BAT120A	12	BAV70W	17	BC859B	54
1PS76SB70	9	BAS16J	17	BAT120C	12	BAV74	16	BC859BW	54
1PS79SB10	9	BAS16L	17	BAT120S	12	BAV756S	17	BC859C	54
1PS79SB17	9	BAS16LD	17	BAT160A	12	BAV99	16	BC859CW	54
1PS79SB30	9	BAS16T	17	BAT160C	12	BAV99S	17	BC860B	54
1PS79SB31	9	BAS16VV	17	BAT160S	12	BAV99W	17	BC860BW	54
1PS79SB40	9	BAS16VY	17	BAT17	9	BAW101	18	BC860C	54
1PS79SB70	9	BAS16W	17	BAT46WH	9	BAW101S	18	BC860CW	54
1PS88SB48	9	BAS21	18	BAT46WJ	9	BAW156	19	BC868 / -25	54
1PS88SB82	9	BAS21AW	18	BAT54	8	BAW56	16	BC869 / -16 / -25	54
2N7002	73	BAS21H	18	BAT54A	8	BAW56M	17	BCM61B	55
2N7002BK	73	BAS21J	18	BAT54AW	9	BAW56S	17	BCM62B	55
2N7002BKM	73	BAS21SW	18	BAT54C	8	BAW56T	17	BCM847BS	55
2N7002BKS	75	BAS21VD	18	BAT54CM	9	BAW56W	17	BCM847BV	55
2N7002BKT	73	BAS21W	18	BAT54CV	9	BC807 / -16 / -25 / -40	52	BCM847DS	55
2N7002BKV	75	BAS28	16	BAT54CW	9	BC807DS	53	BCM856BS	55
2N7002BKW	73	BAS29	19	BAT54H	9	BC807W / -16W / -25W / -40W	52	BCM856DS	55
2N7002CK	73	BAS31	19	BAT54J	9	BC817 / -16 / -25 / -40	52	BCM857BS	55
2N7002E	73	BAS316	17	BAT54L	9	BC817DPN	53	BCM857BV	55
2N7002F	73	BAS321	18	BAT54S	8	BC817DS	53	BCM857DS	55
2N7002K	73	BAS32L	16	BAT54SW	9	BC817W / -16W / -25W / -40W	52	BCP51 / -10 / -16	54
2N7002P	73	BAS35	19	BAT54T	9	BC846 / A / B	52	BCP52 / -10 / -16	54
2N7002PS	75	BAS40	8	BAT54VV	9	BC846BPN	53	BCP53 / -10 / -16	54
2N7002PT	73	BAS40-04	8	BAT54W	9	BC846BS	53	BCP54 / -10 / -16	54
2N7002PV	75	BAS40-04W	9	BAT54XY	9	BC846DS	53	BCP55 / -10 / -16	54
2N7002PW	73	BAS40-05	8	BAT720	10	BC846S	53	BCP56 / -10 / -16	54
2PA1576Q / R / S	52	BAS40-05V	9	BAT721	8	BC846T / AT / BT	52	BCP68 / -25	54
2PA1774Q / R / S	52	BAS40-05W	9	BAT721A	8	BC846W / AW / BW	52	BCP69 / -16 / -25	54
2PA1774QM / RM / SM	52	BAS40-06	8	BAT721C	8	BC847 / A / B / C	52	BCV26	56
2PB1219AQ / R / S	52	BAS40-06W	9	BAT721S	8	BC847AM / BM / CM	52	BCV27	56
2PB709ARL	52	BAS40-07	8	BAT74	8	BC847BPN	53	BCV28	56
2PB709ART	52	BAS40-07V	9	BAT74S	9	BC847BS	53	BCV29	56
2PB709ARW / SW	52	BAS40H	9	BAT74V	9	BC847BV	53	BCV46	56
2PB709ASL	52	BAS40L	9	BAT754	8	BC847BVN	53	BCV47	56
2PB710ARL	52	BAS40W	9	BAT754A	8	BC847DS	53	BCV48	56
2PB710ASL	52	BAS40XY	9	BAT754C	8	BC847T / AT / BT / CT	52	BCV49	56
2PC4081Q / R / S	52	BAS416	19	BAT754L	9	BC847W / AW / BW / CW	52	BCV61/A/B/C	55
2PC4617Q / R	52	BAS45A	19	BAT754S	8	BC848B	52	BCV62/A/B/C	55
2PC4617QM / RM	52	BAS45AL	19	BAT760	11	BC848W	52	BCV63 / B	56
2PD1820AR / S	52	BAS516	17	BAT85	8	BC849B	54	BCV64B	56
2PD601ARL	52	BAS521	18	BAT854AW	9	BC849BW	54	BCV65	57
2PD601ART	52	BAS56	19	BAT854CW	9	BC849C	54	BCV71 / 72	52
2PD601ARW / SW	52	BAS70	8	BAT854SW	9	BC849CW	54	BCW29 / 30	52
2PD601ASL	52	BAS70-04	8	BAT854W	9	BC850B	54	BCW31 / 32 / 33	52
2PD601BRL	52	BAS70-04W	9	BAT86	8	BC850BW	54	BCW60B / C / D	52

Type Number	Page Number	Type Number	Page Number	Type Number	Page Number	Type Number	Page Number	Type Number	Page Number
BCW61B / C / D	52	BSP41	54	BT138Y	86	BTH151S-R	89	BYV29-400	20
BCW69 / 70	52	BSP43	54	BT139	87	BUJ100	68	BYV29-500	20
BCW71 / 72	52	BSP50	56	BT139B	87	BUJ100LR	68	BYV29-600	20
BCW89	52	BSP51	56	BT139X	87	BUJ103A	68	BYV29B-500	20
BCX17	52	BSP52	56	BT145-R	89	BUJ103AD	68	BYV29B-600	20
BCX18	52	BSP60	56	BT148-R	89	BUJ103AX	68	BYV29F-600	20
BCX19	52	BSP61	56	BT148W-R	89	BUJ105A	68	BYV29FB-600	20
BCX51 / -10 / -16	54	BSP62	56	BT149B/D/G	89	BUJ105AB	68	BYV29FD-600	20
BCX52 / -10 / -16	54	BSP89	72	BT150-R	89	BUJ105AD	68	BYV29FX-600	20
BCX53 / -10 / -16	54	BSR14	53	BT150S-R	89	BUJ106A	68	BYV29G-600	20
BCX54 / -10 / -16	54	BSR16	53	BT151-C	89	BUJ302A	68	BYV29X-500	20
BCX55 / -10 / -16	54	BSR19A	54	BT151-L	89	BUJ302AD	68	BYV29X-600	20
BCX56 / -10 / -16	54	BSR30 / 31	54	BT151-R	89	BUJ302AX	68	BYV32E-100	20
BCX70G / H / J / K	52	BSR33	54	BT151-RT	89	BUJ303A	68	BYV32E-150	20
BCX71H / J / K	52	BSR41	54	BT151S-L	89	BUJ303AD	68	BYV32E-200	20
BF550	57	BSR42 / 43	54	BT151S-R	89	BUJ303AX	68	BYV32EB-200	20
BF570	57	BSS123	73	BT151U-C	89	BUJ303B	68	BYV32G-200	20
BF620	54	BSS138P	73	BT151X-C	89	BUJ403A	68	BYV34-400	20
BF621	54	BSS138PS	75	BT151X-R	89	BUJD103AD	68	BYV34-500	20
BF622	54	BSS138PW	73	BT152-R	89	BUJD105AD	68	BYV34-600	20
BF623	54	BSS192	75	BT152-RT	89	BUJD203A	68	BYV34G-600	20
BF720	54	BSS63	52	BT152B-R	89	BUJD203AD	68	BYV34X-600	20
BF722	54	BSS64	52	BT152X-R	89	BUJD203AX	68	BYV40E-150	20
BF723	54	BSS84	75	BT168E/G	89	BYC10-600	20	BYV410-600	20
BF820	54	BSS84AK	75	BT168GW	89	BYC10-600CT	20	BYV410X-600	20
BF820W	54	BSS84AKM	75	BT168WGF	89	BYC10B-600	20	BYV42E-150	20
BF821	54	BSS84AKS	76	BT169B/D/G	89	BYC10X-600	20	BYV42E-200	20
BF822	54	BSS84AKT	75	BT169D-L	89	BYC15-600	20	BYV42EB-200	20
BF823	54	BSS84AKV	76	BT169H	89	BYC15X-600	20	BYV42G-200	20
BF824	57	BSS84AKW	75	BT258-R	89	BYC20-600	20	BYV44-500	20
BF824W	57	BSS87	73	BT258S-LT	89	BYC20X-600	20	BYV79E-200	20
BF840	57	BST39	54	BT258S-R	89	BYC5-600	20	BYW29E-100	20
BFS19	57	BST50	56	BT258U-R	89	BYC58X-600	20	BYW29E-150	20
BFS20	57	BST51	56	BT258X-R	89	BYC5B-600	20	BYW29E-200	20
BFS20W	57	BST52	56	BT300S-R	89	BYC5X-600	20	BYW29ED-200	20
BSH103	71	BST60	56	BTA140	87	BYC8-600	20	BYW29EX-200	20
BSH105	71	BST61	56	BTA2008	88	BYC8B-600	20	BZA100	23
BSH108	71	BST62	56	BTA201	88	BYC8D-600	20	BZA408B	23
BSH111	73	BST82	73	BTA201W	88	BYC8DX-600	20	BZA418A	23
BSH114	73	BSV52	53	BTA202X	88	BYC8X-600	20	BZA420A	23
BSH121	73	BT1306-D	86	BTA204	88	BYQ28E-200	20	BZA456A	23
BSH201	75	BT1308-D	86	BTA204S	88	BYQ28ED-200	20	BZA462A	23
BSH202	75	BT1308W-D	86	BTA204X	88	BYQ28X-200	20	BZA820A	23
BSH203	75	BT131	86	BTA208	88	BYQ30E-200	20	BZA856A	23
BSH205	75	BT131-D	86	BTA208B	88	BYR29-600	20	BZA856AL	23
BSH207	75	BT131-E	86	BTA208S	88	BYR29-800	20	BZA862A	23
BSN20	73	BT131W	86	BTA208X	88	BYR29X-600	20	BZA862AL	23
BSP030	70	BT132-D	86	BTA208X-1000C0	88	BYR29X-800	20	BZA868A	23
BSP100	70	BT134	86	BTA225	88	BYT28-300	20	BZA868AL	23
BSP110	72	BT136	86	BTA225B	88	BYT28-500	20	BZA956A	23
BSP122	72	BT136B	86	BTA312	88	BYT79-500	20	BZA962A	23
BSP126	72	BT136S	86	BTA312B	88	BYT79-600	20	BZA968A	23
BSP130	72	BT136X	86	BTA312X	88	BYT79X-600	20	BZB100A	14
BSP19	54	BT137	86	BTA312Y	88	BYV25D-600	20	BZB784 series	14
BSP220	75	BT137B	86	BTA316	88	BYV25F-600	20	BZB84 series	14
BSP225	75	BT137S	86	BTA316B	88	BYV25FB-600	20	BZB984 series	14
BSP230	75	BT137X	86	BTA316X	88	BYV25FD-600	20	BZT52H series	14
BSP250	75	BT138	86	BTA316X-800B0	88	BYV25FX-600	20	BZV49 series	14
BSP31	54	BT138B	86	BTA412Y	88	BYV25G-600	20	BZV55 series	14
BSP32 / 33	54	BT138X	86	BTA416Y	88	BYV25X-600	20	BZV85 series	14

Type Number	Page Number	Type Number	Page Number	Type Number	Page Number	Type Number	Page Number	Type Number	Page Number
BZV90 series	14	IP4221CZ6-XS	29, 44	IP4770CZ16	35	LD6806CX4/30H	97	NX1117C12Z	95
BZX100A	14	IP4225CZ10	44	IP4771CZ16	35	LD6806CX4/30P	97	NX1117C15Z	95
BZX384 series	14	IP4233CZ6	29, 47	IP4772CZ16	35	LD6806CX4/33H	97	NX1117C18Z	95
BZX585 series	14	IP4234CZ6	29, 43	IP4773CZ14	35	LD6806CX4/33P	97	NX1117C19Z	95
BZX79 series	14	IP4251CZ12-6-TTL	40	IP4774CZ14	35	LD6806CX4/36H	97	NX1117C20Z	95
BZX84 series	14	IP4251CZ16-8-TTL	41	IP4776CZ38	34	LD6806CX4/36P	97	NX1117C25Z	95
BZX84J series	14	IP4251CZ8-4-TTL	39	IP4777CZ38	34	LD6806F/12H	97	NX1117C285Z	95
BZX884 series	14	IP4252CZ12-6-TTL	40	IP4778CZ38	34	LD6806F/12P	97	NX1117C33Z	95
EC103D1	89	IP4252CZ16-8-TTL	41	IP4786CZ32	34	LD6806F/14H	97	NX1117C50Z	95
IP3047CX6	32	IP4252CZ8-4-TTL	39	IP4790CZ38	31, 32, 46	LD6806F/14P	97	NX1117CADJZ	95
IP3048CX5	32	IP4253CZ12-6-TTL	40	IP4791CZ12	34	LD6806F/16H	97	NX2301P	75
IP3053CX10	38	IP4253CZ16-8-TTL	41	IP4852CX25/LF	42	LD6806F/16P	97	NXL0840	89
IP3053CX15	39	IP4253CZ8-4-TTL	39	IP4853CX24/P	42	LD6806F/17H	97	NZH series	14
IP3053CX20	40	IP4254CZ12-6-TTL	40	IP5002CX8/LF	32	LD6806F/17P	97	NZX series	14
IP3053CX5	36	IP4254CZ16-8-TTL	41	LD6805K/12H	96	LD6806F/18H	97	PBHV8115T	66
IP3088CX10	38	IP4254CZ8-4-TTL	39	LD6805K/12P	96	LD6806F/18P	97	PBHV8115Z	66
IP3088CX15	39	IP4256CZ3-M	36	LD6805K/14H	96	LD6806F/22H	97	PBHV8118T	66
IP3088CX20	40	IP4256CZ5-W	37	LD6805K/14P	96	LD6806F/22P	97	PBHV8140Z	66
IP3088CX5	36	IP4256CZ6-F	38	LD6805K/16H	96	LD6806F/23H	97	PBHV8215Z	66
IP3253CZ12-6-TTL	40	IP4264CZ8-10-TTL	42	LD6805K/16P	96	LD6806F/23P	97	PBHV8540T	66
IP3253CZ16-8-TTL	41	IP4264CZ8-20-TTL	42	LD6805K/17H	96	LD6806F/25H	97	PBHV8540Z	66
IP3253CZ8-4-TTL	39	IP4264CZ8-40-TTL	42	LD6805K/17P	96	LD6806F/25P	97	PBHV9040T	66
IP3254CZ12-6-TTL	40	IP4280CZ10	30, 33	LD6805K/18H	96	LD6806F/28H	97	PBHV9040Z	66
IP3254CZ16-8-TTL	41	IP4282CZ6	29, 33, 43, 46	LD6805K/18P	96	LD6806F/28P	97	PBHV9050T	66
IP3254CZ8-4-TTL	39	IP4283CZ10-TBA	30, 33	LD6805K/22H	96	LD6806F/29H	97	PBHV9050Z	66
IP3337CX18/LF	40	IP4283CZ10-TBR	30, 32, 33, 46	LD6805K/22P	96	LD6806F/29P	97	PBHV9115T	66
IP3338CX24/LF	41	IP4283CZ10-TT	30, 32, 33, 46	LD6805K/23H	96	LD6806F/30H	97	PBHV9115X	66
IP3348CX10	34	IP4284CZ10-TBR	32, 33, 45, 46	LD6805K/23P	96	LD6806F/30P	97	PBHV9115Z	66
IP3348CX15	34	IP4284CZ10-TT	30, 32, 33, 45, 46	LD6805K/25H	96	LD6806F/33H	97	PBHV9215Z	66
IP3348CX20	34	IP4285CZ9-TBB	30, 32, 33, 46	LD6805K/25P	96	LD6806F/33P	97	PBHV9540Z	66
IP3348CX5	34	IP4286CZ6-TBF	30, 32, 33, 46	LD6805K/28H	96	LD6806F/36H	97	PBLS1501V	65
IP4027CX20/LF	32	IP4286CZ6-TTY	30, 32, 33, 46	LD6805K/28P	96	LD6806F/36P	97	PBLS1501Y	65
IP4032CX25/LF	41	IP4292CZ10-TBR	31, 32, 34, 45, 46	LD6805K/29H	96	MAC223A6	87	PBLS1502V	65
IP4041CX25/LF	41	IP4302CX2/A	24	LD6805K/29P	96	MAC223A8X	87	PBLS1502Y	65
IP4042CX5/LF	23	IP4303CX4/P	25	LD6805K/30H	96	MAC97A6	86	PBLS1503V	65
IP4043CX5/LF	26	IP4307CX4/LF	36	LD6805K/30P	96	MAC97A8	86	PBLS1503Y	65
IP4044CX8/LF	42	IP4309CX9	31, 34	LD6805K/33H	96	MCR08BT1	89	PBLS1504V	65
IP4047CX6/LF	32	IP4310CX8/P	34	LD6805K/33P	96	MMBT222A	53	PBLS1504Y	65
IP4048CX5/LF	32	IP4319CX10	29, 43	LD6805K/36H	96	MMBT3904	53	PBLS2001D	65
IP4049CX5/LF	32	IP4337CX18/LF	40	LD6805K/36P	96	MMBT3906	53	PBLS2001S	65
IP4051CX11/LF	42	IP4338CX24/LF	41	LD6806CX4/12H	97	MMBZ10VAL	48	PBLS2002D	65
IP4052CX20/LF	42	IP4342CX5/LF	23	LD6806CX4/12P	97	MMBZ12VAL	48	PBLS2002S	65
IP4053CX15/LF	39	IP4343CX5/LF	26	LD6806CX4/14H	97	MMBZ12VDL	48	PBLS2003D	65
IP4055CX6/LF	32	IP4350CX24/LF	42	LD6806CX4/14P	97	MMBZ15VAL	48	PBLS2003S	65
IP4056CX8/LF	43	IP4352CX24/LF	42	LD6806CX4/16H	97	MMBZ15VDL	48	PBLS2004D	65
IP4057CX10/LF	43	IP4353CX15/LF	39	LD6806CX4/16P	97	MMBZ18VAL	48	PBLS2021D	65
IP4058CX8/LF	43	IP4355CX6/LF	32	LD6806CX4/17H	97	MMBZ18VCL	48	PBLS2022D	65
IP4059CX5/LF	26, 43	IP4356CX4	29, 43	LD6806CX4/17P	97	MMBZ20VAL	48	PBLS2023D	65
IP4060CX16/LF	42	IP4358CX6	31, 43	LD6806CX4/18H	97	MMBZ20VCL	48	PBLS2024D	65
IP4064CX8/LF/P	42	IP4359CX4/LF	29, 43	LD6806CX4/18P	97	MMBZ27VAL	48	PBLS4001D	65
IP4065CX11/LF	43	IP4364CX8/LF/P	42	LD6806CX4/22H	97	MMBZ27VCL	48	PBLS4001V	65
IP4067CX9/LF	42	IP4365CX11	42	LD6806CX4/22P	97	MMBZ33VAL	48	PBLS4001Y	65
IP4078CX6/LF	43	IP4365CX11/P	43	LD6806CX4/23H	97	MMBZ33VCL	48	PBLS4002D	65
IP4085CX4	42	IP4366CX8/P	42	LD6806CX4/23P	97	MMBZ5V6AL	48	PBLS4002V	65
IP4088CX20/LF	40	IP4368CX9/P	43	LD6806CX4/25H	97	MMBZ6V2AL	48	PBLS4002Y	65
IP4142CX5/LF	26	IP4385CX4	42	LD6806CX4/25P	97	MMBZ6V8AL	48	PBLS4003D	65
IP4153CX15/LF	39	IP4386CX4	42	LD6806CX4/28H	97	MMBZ9V1AL	48	PBLS4003V	65
IP4158CX8/LF	43	IP4387CX4	42	LD6806CX4/28P	97	NUP1301	28	PBLS4003Y	65
IP4220CZ6	29, 44, 47	IP4389CX4	42	LD6806CX4/29H	97	NUP1301U	28	PBLS4004D	65
IP4221CZ6-S	29	IP4769CZ14	35	LD6806CX4/29P	97	NX1117C120Z	95	PBLS4004V	65

Type Number	Page Number	Type Number	Page Number	Type Number	Page Number	Type Number	Page Number	Type Number	Page Number
PBLS4004Y	65	PBSS306NZ	60	PBSS4350SS	64	PBSS9410PA	63	PDTA143TE	58
PBLS4005D	65	PBSS306PX	62	PBSS4350T	61	PDTA113EE	58	PDTA143TM	58
PBLS4005V	65	PBSS306PZ	62	PBSS4350X	60	PDTA113EM	58	PDTA143TT	58
PBLS4005Y	65	PBSS3515E	63	PBSS4350Z	60	PDTA113EU	58	PDTA143TU	58
PBLS6001D	65	PBSS3515M	63	PBSS4480X	60	PDTA113ZE	58	PDTA143XE	58
PBLS6002D	65	PBSS3515VS	64	PBSS4520X	60	PDTA113ZM	58	PDTA143XM	58
PBLS6003D	65	PBSS3540E	63	PBSS4540X	60	PDTA113ZT	58	PDTA143XT	58
PBLS6004D	65	PBSS3540M	63	PBSS4540Z	60	PDTA113ZU	58	PDTA143XU	58
PBLS6005D	65	PBSS4021NT	61	PBSS4560PA	61	PDTA114EE	58	PDTA143ZE	58
PBLS6021D	65	PBSS4021NX	60	PBSS4580PA	61	PDTA114EM	58	PDTA143ZM	58
PBLS6022D	65	PBSS4021NZ	60	PBSS4612PA	61	PDTA114ET	58	PDTA143ZT	58
PBLS6023D	65	PBSS4021PT	63	PBSS4620PA	61	PDTA114EU	58	PDTA143ZU	58
PBLS6024D	65	PBSS4021PX	62	PBSS4630PA	61	PDTA114TE	58	PDTA144EE	58
PBRN113ET	59, 66	PBSS4021PZ	62	PBSS5120T	63	PDTA114TM	58	PDTA144EM	58
PBRN113ZT	59, 66	PBSS4021SN	64	PBSS5130T	63	PDTA114TT	58	PDTA144ET	58
PBRN123ET	59, 66	PBSS4021SP	64	PBSS5140T	63	PDTA114TU	58	PDTA144EU	58
PBRN123YT	59, 66	PBSS4021SPN	64	PBSS5140U	63	PDTA114YE	58	PDTA144TE	58
PBRP113ET	59, 66	PBSS4032ND	60	PBSS5140V	63	PDTA114YM	58	PDTA144TM	58
PBRP113ZT	59, 66	PBSS4032NT	61	PBSS5160DS	64	PDTA114YT	58	PDTA144TT	58
PBRP123ET	59, 66	PBSS4032NX	60	PBSS5160T	63	PDTA114YU	58	PDTA144TU	58
PBRP123YT	59, 66	PBSS4032NZ	60	PBSS5160U	63	PDTA115EE	58	PDTA144VE	58
PBSM5240PF	67	PBSS4032PD	62	PBSS5160V	63	PDTA115EM	58	PDTA144VM	58
PBSS2515E	61	PBSS4032PT	63	PBSS5220T	63	PDTA115ET	58	PDTA144VT	58
PBSS2515M	61	PBSS4032PX	62	PBSS5220V	63	PDTA115EU	58	PDTA144VU	58
PBSS2515VFN	64	PBSS4032PZ	62	PBSS5230T	63	PDTA115TE	58	PDTA144WE	58
PBSS2515VS	64	PBSS4032SN	64	PBSS5240T	63	PDTA115TM	58	PDTA144WM	58
PBSS2515VFN	64	PBSS4032SP	64	PBSS5240V	63	PDTA115TT	58	PDTA144WT	58
PBSS2540E	61	PBSS4032SPN	64	PBSS5240Y	63	PDTA115TU	58	PDTA144WU	58
PBSS2540M	61	PBSS4041NT	61	PBSS5250T	63	PDTA123EE	58	PDTB113ET	59
PBSS301ND	60	PBSS4041NX	60	PBSS5250X	62	PDTA123EM	58	PDTB113ZT	59
PBSS301NX	60	PBSS4041NZ	60	PBSS5320D	62	PDTA123ET	58	PDTB123ET	59
PBSS301NZ	60	PBSS4041PT	63	PBSS5320T	63	PDTA123EU	58	PDTB123TT	59
PBSS301PD	62	PBSS4041PX	62	PBSS5320X	62	PDTA123JE	58	PDTB123YT	59
PBSS301PX	62	PBSS4041PZ	62	PBSS5330PA	63	PDTA123JM	58	PDTC114EE	58
PBSS301PZ	62	PBSS4041SN	64	PBSS5330X	62	PDTA123JT	58	PDTC114EM	58
PBSS302ND	60	PBSS4041SP	64	PBSS5350D	62	PDTA123JU	58	PDTC114ET	58
PBSS302NX	60	PBSS4120T	61	PBSS5350SS	64	PDTA123TE	58	PDTC114EU	58
PBSS302NZ	60	PBSS4130T	61	PBSS5350T	63	PDTA123TM	58	PDTC114TE	58
PBSS302PD	62	PBSS4140DPN	64	PBSS5350X	62	PDTA123TT	58	PDTC114TM	58
PBSS302PX	62	PBSS4140T	61	PBSS5350Z	62	PDTA123TU	58	PDTC114TT	58
PBSS302PZ	62	PBSS4140U	61	PBSS5480X	62	PDTA123YE	58	PDTC114TU	58
PBSS303ND	60	PBSS4140V	61	PBSS5520X	62	PDTA123YM	58	PDTC114YE	58
PBSS303NX	60	PBSS4160DPN	64	PBSS5540X	62	PDTA123YT	58	PDTC114YM	58
PBSS303NZ	60	PBSS4160DS	64	PBSS5540Z	62	PDTA123YU	58	PDTC114YT	58
PBSS303PD	62	PBSS4160T	61	PBSS5560PA	63	PDTA124EE	58	PDTC114YU	58
PBSS303PX	62	PBSS4160U	61	PBSS5580PA	63	PDTA124EM	58	PDTC115EE	58
PBSS303PZ	62	PBSS4160V	61	PBSS5612PA	63	PDTA124ET	58	PDTC115EM	58
PBSS304ND	60	PBSS4220V	61	PBSS5620PA	63	PDTA124EU	58	PDTC115ET	58
PBSS304NX	60	PBSS4230T	61	PBSS5630PA	63	PDTA124TE	58	PDTC115EU	58
PBSS304NZ	60	PBSS4240DPN	64	PBSS8110D	60	PDTA124TM	58	PDTC115TE	58
PBSS304PD	62	PBSS4240T	61	PBSS8110T	61	PDTA124TT	58	PDTC115TM	58
PBSS304PX	62	PBSS4240V	61	PBSS8110X	60	PDTA124TU	58	PDTC115TT	58
PBSS304PZ	62	PBSS4240Y	61	PBSS8110Y	61	PDTA124XE	58	PDTC115TU	58
PBSS305ND	60	PBSS4250X	60	PBSS8110Z	60	PDTA124XM	58	PDTC123EE	58

Type Number	Page Number	Type Number	Page Number	Type Number	Page Number	Type Number	Page Number	Type Number	Page Number
PDTC123JU	58	PEMB10	59	PEM11QFN/HK	36	PEM12QFN/WT	38	PEM14QFN/RG	39
PDTC123TE	58	PEMB11	59	PEM11QFN/HM	36	PEM12STD/CE	37	PEM14QFN/RK	39
PDTC123TM	58	PEMB13	59	PEM11QFN/HP	36	PEM12STD/CG	37	PEM14QFN/RM	39
PDTC123TT	58	PEMB14	59	PEM11QFN/HR	36	PEM12STD/CK	37	PEM14QFN/RR	39
PDTC123TU	58	PEMB15	59	PEM11QFN/HT	36	PEM12STD/CM	36	PEM14QFN/RR	39
PDTC123YE	58	PEMB16	59	PEM11QFN/LE	36	PEM12STD/CP	36	PEM14QFN/RT	39
PDTC123YM	58	PEMB17	59	PEM11QFN/LG	36	PEM12STD/CR	36	PEM14QFN/WE	39
PDTC123YT	58	PEMB18	59	PEM11QFN/LK	36	PEM12STD/CT	36	PEM14QFN/WG	39
PDTC123YU	58	PEMB19	59	PEM11QFN/LM	36	PEM12STD/HE	37	PEM14QFN/WK	39
PDTC124EE	58	PEMB2	59	PEM11QFN/LP	36	PEM12STD/HG	37	PEM14QFN/WM	39
PDTC124EM	58	PEMB20	59	PEM11QFN/LR	36	PEM12STD/HK	37	PEM14QFN/WP	39
PDTC124ET	58	PEMB24	59	PEM11QFN/LT	36	PEM12STD/HM	37	PEM14QFN/WR	39
PDTC124EU	58	PEMB3	59	PEM11QFN/RE	36	PEM12STD/HP	37	PEM14QFN/WT	39
PDTC124TE	58	PEMB30	59	PEM11QFN/RG	36	PEM12STD/HR	37	PEM16CSP/RT	39
PDTC124TM	58	PEMB4	59	PEM11QFN/RK	36	PEM12STD/HT	37	PEM16CSP/RW	39
PDTC124TT	58	PEMB9	59	PEM11QFN/RM	36	PEM12STD/LE	37	PEM16QFN/CE	39
PDTC124TU	58	PEMD10	59	PEM11QFN/RR	36	PEM12STD/LG	37	PEM16QFN/CG	39
PDTC124XE	58	PEMD12	59	PEM11QFN/RT	36	PEM12STD/LK	37	PEM16QFN/CK	39
PDTC124XM	58	PEMD13	59	PEM11QFN/WE	36	PEM12STD/LM	37	PEM16QFN/CM	39
PDTC124XT	58	PEMD14	59	PEM11QFN/WG	36	PEM12STD/LP	37	PEM16QFN/CP	39
PDTC124XU	58	PEMD15	59	PEM11QFN/WK	36	PEM12STD/LR	37	PEM16QFN/CR	39
PDTC143EE	58	PEMD16	59	PEM11QFN/WM	36	PEM12STD/LT	37	PEM16QFN/CT	39
PDTC143EM	58	PEMD17	59	PEM11QFN/WW	36	PEM12STD/RE	37	PEM16QFN/HE	40
PDTC143ET	58	PEMD18	59	PEM11QFN/WR	36	PEM12STD/RG	37	PEM16QFN/HG	40
PDTC143EU	58	PEMD19	59	PEM11QFN/WT	36	PEM12STD/RK	37	PEM16QFN/HK	40
PDTC143TE	58	PEMD2	59	PEM12QFN/CE	37	PEM12STD/RM	37	PEM16QFN/HM	40
PDTC143TM	58	PEMD20	59	PEM12QFN/CG	37	PEM12STD/RR	37	PEM16QFN/HP	40
PDTC143TT	58	PEMD24	59	PEM12QFN/CK	37	PEM12STD/RT	37	PEM16QFN/HR	40
PDTC143TU	58	PEMD3	59	PEM12QFN/CM	37	PEM12STD/WE	37	PEM16QFN/HT	39
PDTC143XE	58	PEMD30	59	PEM12QFN/CP	37	PEM12STD/WG	37	PEM16QFN/LE	40
PDTC143XM	58	PEMD4	59	PEM12QFN/CR	37	PEM12STD/WK	37	PEM16QFN/LG	40
PDTC143XT	58	PEMD48	59	PEM12QFN/CT	37	PEM12STD/WM	37	PEM16QFN/LK	40
PDTC143XU	58	PEMD6	59	PEM12QFN/HE	38	PEM12STD/WW	37	PEM16QFN/LM	40
PDTC143ZE	58	PEMD9	59	PEM12QFN/HG	38	PEM12STD/WR	37	PEM16QFN/LP	40
PDTC143ZM	58	PEMH1	59	PEM12QFN/HK	38	PEM12STD/WT	37	PEM16QFN/LR	40
PDTC143ZT	58	PEMH10	59	PEM12QFN/HM	37	PEM14CSP/RT	38	PEM16QFN/LT	40
PDTC143ZU	58	PEMH11	59	PEM12QFN/HP	37	PEM14CSP/RW	38	PEM16QFN/RE	40
PDTC144EE	58	PEMH13	59	PEM12QFN/HR	37	PEM14QFN/CE	38	PEM16QFN/RG	40
PDTC144EM	58	PEMH14	59	PEM12QFN/HT	37	PEM14QFN/CG	38	PEM16QFN/RK	40
PDTC144ET	58	PEMH15	59	PEM12QFN/LE	38	PEM14QFN/CK	38	PEM16QFN/RM	40
PDTC144EU	58	PEMH16	59	PEM12QFN/LG	38	PEM14QFN/CM	38	PEM16QFN/RR	40
PDTC144TE	58	PEMH17	59	PEM12QFN/LK	38	PEM14QFN/CP	38	PEM16QFN/RT	40
PDTC144TM	58	PEMH18	59	PEM12QFN/LM	38	PEM14QFN/CR	38	PEM16QFN/WE	40
PDTC144TT	58	PEMH19	59	PEM12QFN/LP	38	PEM14QFN/CT	38	PEM16QFN/WG	40
PDTC144TU	58	PEMH2	59	PEM12QFN/LR	38	PEM14QFN/HE	39	PEM16QFN/WK	40
PDTC144VE	58	PEMH24	59	PEM12QFN/LT	38	PEM14QFN/HG	38	PEM16QFN/WM	40
PDTC144VM	58	PEMH30	59	PEM12QFN/RE	38	PEM14QFN/HK	38	PEM16QFN/WW	40
PDTC144VT	58	PEMH4	59	PEM12QFN/RG	38	PEM14QFN/HP	38	PEM16QFN/WR	40
PDTC144VU	58	PEMH7	59	PEM12QFN/RK	38	PEM14QFN/HM	38	PEM16QFN/WT	40
PDTC144WE	58	PEMH9	59	PEM12QFN/RR	38	PEM14QFN/HP	38	PEM18CSP/RT	40
PDTC144WM	58	PEMH24	59	PEM12QFN/RT	38	PEM14QFN/CG	38	PEM18CSP/RW	40
PDTC144WT	58	PEMH24	59	PEM12QFN/WE	38	PEM14QFN/CK	38	PEM18QFN/CE	40
PDTC144WU	58	PEMH30	59	PEM12QFN/WG	38	PEM14QFN/LK	39	PEM18QFN/CG	40
PDTD113ET	59	PEM11QFN/CK	36	PEM12QFN/WT	38	PEM14QFN/LM	39	PEM18QFN/CM	40
PDTD113ZT	59	PEM11QFN/CM	36	PEM12QFN/WK	38	PEM14QFN/LP	39	PEM18QFN/CP	40
PDTD123ET	59	PEM11QFN/CP	36	PEM12QFN/WK	38	PEM14QFN/LR	39	PEM18QFN/CR	40
PDTD123TT	59	PEM11QFN/CR	36	PEM12QFN/WM	38	PEM14QFN/LT	39	PEM18QFN/CT	40
PDTD123YT	59	PEM11QFN/CT	36	PEM12QFN/WW	38	PEM14QFN/RE	39	PEM18QFN/HE	41
PDZ-B series	14	PEM11QFN/HE	36	PEM12QFN/WR	38	PEM14QFN/RE	39		
PEMB1	59	PEM11QFN/HG	36						

Type Number	Page Number	Type Number	Page Number	Type Number	Page Number	Type Number	Page Number	Type Number	Page Number
PEM18QFN/HG	41	PESD24V1BA	24	PESD5V0L5UV	27	PESD9X7.0L	22	PHP30NQ15T	82
PEM18QFN/HK	41	PESD24V2BT	25	PESD5V0L5UY	27	PH2520U	77	PHP33NQ20T	82
PEM18QFN/HM	41	PESD24V51UA	22	PESD5V0L6US	27	PH2925U	77	PHP36N03LT	78
PEM18QFN/HP	41	PESD24V51UB	22	PESD5V0L7BS	27	PH3120L	77	PHP45NQ10T	81
PEM18QFN/HR	41	PESD24V51UL	22	PESD5V0S1BA	22	PHB110NQ08T	80	PHP45NQ11T	81
PEM18QFN/HT	41	PESD24V51ULD	22	PESD5V0S1BB	22	PHB18NQ10T	81	PHP79NQ08LT	80
PEM18QFN/LE	41	PESD24V52UAT	23	PESD5V0S1BL	22	PHB191NQ06LT	79	PHP9NQ20T	82
PEM18QFN/LG	41	PESD24V52UQ	23	PESD5V0S1BLD	22	PHB20N06T	79	PHT4NQ10LT	72
PEM18QFN/LK	41	PESD24V52UT	23	PESD5V0S1BSF	22	PHB20NQ20T	82	PHT4NQ10T	72
PEM18QFN/LM	41	PESD24V54UD	23	PESD5V0S1UA	22	PHB21N06LT	79	PHT6N06LT	72
PEM18QFN/LP	41	PESD24V55UD	23	PESD5V0S1UB	22	PHB27NQ10T	81	PHT6N06T	72
PEM18QFN/LR	41	PESD24VU1UT	47	PESD5V0S1UJ	22	PHB29N08T	80	PHT6NQ10T	72
PEM18QFN/LT	41	PESD2CAN	47	PESD5V0S1UL	22	PHB32N06LT	80	PHT8N06LT	72
PEM18QFN/RE	41	PESD36V52UT	23	PESD5V0S1ULD	22	PHB33NQ20T	82	PHU97NQ03LT	77
PEM18QFN/RG	41	PESD3V3L1BA	24	PESD5V0S2BT	25	PHB45NQ10T	81	PIMC31	59
PEM18QFN/RK	41	PESD3V3L1UA	24	PESD5V0S2UAT	23	PHB45NQ15T	82	PIMD2	59
PEM18QFN/RM	41	PESD3V3L1UB	24	PESD5V0S2UQ	23	PHB47NQ10T	81	PIMD3	59
PEM18QFN/RR	41	PESD3V3L1UL	24	PESD5V0S4UD	23	PHB66NQ03LT	77	PIMH9	59
PEM18QFN/RT	41	PESD3V3L2BT	25	PESD5V0S4UF	23	PHC21025	83	PIMN31	59
PEM18QFN/WE	41	PESD3V3L2UM	25	PESD5V0S5UD	23	PHD13003C	68	PIMT1	53
PEM18QFN/WG	41	PESD3V3L4UF	26	PESD5V0U1BA	25	PHD13005	68	PIMZ2	53
PEM18QFN/WK	41	PESD3V3L4UG	26	PESD5V0U1BB	25	PHD20N06T	79	PLVA2600A series	14
PEM18QFN/WW	41	PESD3V3L4UW	26	PESD5V0U1BL	25	PHD36N03LT	78	PLVA600A series	14
PEM18QFN/WM	41	PESD3V3L5UF	27	PESD5V0U1BLD	25	PHD38N02LT	77	PMBD353	9
PEM18QFN/WR	41	PESD3V3L5UK	27	PESD5V0U1UA	24	PHD71NQ03LT	78	PMBD354	9
PEM18QFN/WT	41	PESD3V3L5UV	27	PESD5V0U1UB	24	PHD97NQ03LT	77	PMBF170	73
PEMT1	53	PESD3V3L5UY	27	PESD5V0U1UL	24	PHD9NQ20T	82	PMBS3904	53
PEMX1	53	PESD3V3S1UB	22	PESD5V0U1UT	47	PHE13003A	68	PMBS3906	53
PEMZ1	53	PESD3V3S1UL	22	PESD5V0U2BM	25	PHE13003C	68	PMBT2222	53
PEMZ7	53	PESD3V3S2UAT	23	PESD5V0U2BT	25	PHE13005	68	PMBT2222A	53
PESD12VL1BA	24	PESD3V3S2UQ	23	PESD5V0U4BF	27	PHE13005X	68	PMBT2369	53
PESD12VL2BT	25	PESD3V3S2UT	23	PESD5V0U4BW	27	PHE13007	68	PMBT2907	53
PESD12VS1UA	22	PESD3V3S4UD	23	PESD5V0U5BF	27	PHE13009	68	PMBT2907A	53
PESD12VS1UB	22	PESD3V3S4UF	23	PESD5V0U5BV	27	PHK04P02T	83	PMBT3904	53
PESD12VS1UJ	22	PESD3V3S5UD	23	PESD5V0V1BA	24	PHK12NQ03LT	78	PMBT3904M	53
PESD12VS1UL	22	PESD3V3U1UA	24	PESD5V0V1BB	24	PHK12NQ10T	81	PMBT3904VS	53
PESD12VS1ULD	22	PESD3V3U1UB	24	PESD5V0V1BL	24	PHK13N03LT	78	PMBT3904YS	53
PESD12VS2UAT	23	PESD3V3U1UL	24	PESD5V0V1BLD	24	PHK18NQ03LT	78	PMBT3906	53
PESD12VS2UQ	23	PESD3V3U1UT	47	PESD5V0V1BSF	24	PHK28NQ03LT	78	PMBT3906M	53
PESD12VS2UT	23	PESD3V3V4UF	26	PESD5V0V4UF	26	PHK31NQ03LT	78	PMBT3906VS	53
PESD12VS2UW	23	PESD3V3V4UG	26	PESD5V0V4UG	26	PHK5NQ15T	82	PMBT3906YS	53
PESD12VS4UD	23	PESD3V3V4UK	26	PESD5V0V4UK	26	PHKD13N03LT	78	PMBT3946VFN	53
PESD12VS5UD	23	PESD3V3V4UW	26	PESD5V0V4UW	26	PHKD13N03LT	83	PMBT3946YFN	53
PESD12VU1UT	47	PESD3V3X1BL	28	PESD5V0X1BL	28	PHKD3NQ10T	81	PMBT4401	53
PESD15VL1BA	24	PESD5V0F1BL	28	PESD5V0X1BQ	28	PHKD3NQ10T	83	PMBT4403	53
PESD15VL2BT	25	PESD5V0F1BSF	28	PESD5V0X1BT	28	PHKD6N02LT	77	PMBT5550	54
PESD15VS1UB	22	PESD5V0L1BA	24	PESD5V0X1UAB	28	PHKD6N02LT	83	PMBT5551	54
PESD15VS1UL	22	PESD5V0L1BSF	24	PESD5V0X1UALD	28	PHN203	78	PMBT6428	52
PESD15VS1ULD	22	PESD5V0L1UA	24	PESD5V0X1UB	28	PHN203	83	PMBT6429	52
PESD15VS2UAT	23	PESD5V0L1UB	24	PESD5V0X1ULD	28	PHN210T	78	PMBTA06	52
PESD15VS2UQ	23	PESD5V0L1UL	24	PESD5V2S2UT	23	PHP18NQ10T	81	PMBTA13	56
PESD15VS2UT	23	PESD5V0L1ULD	24	PESD5Z12	22	PHP18NQ11T	81	PMBTA14	56
PESD15VS4UD	23	PESD5V0L2BT	25	PESD5Z2.5	22	PHP191NQ06LT	79	PMBTA42	54
PESD15VS5UD	23	PESD5V0L2UM	25	PESD5Z3.3	22	PHP20N06T	79	PMBTA42DS	54
PESD15VU1UT	47	PESD5V0L2UU	25	PESD5Z5.0	22	PHP20NQ20T	82	PMBTA44	54
PESD16VF1BL	28	PESD5V0L4UF	26	PESD5Z6.0	22	PHP225	83	PMBTA45	66
PESD16VX1UL	28	PESD5V0L4UG	26	PESD5Z7.0	22	PHP23NQ11T	81	PMBTA56	52
PESD1CAN	47	PESD5V0L4UW	26	PESD6V0L2UU	25	PHP27NQ11T	81	PMBTA64	56
PESD1FLEX	47	PESD5V0L5UF	27	PESD9V0V4UK	26	PHP28NQ15T	82	PMBTA92	54
PESD1LIN	47	PESD5V0L5UK	27	PESD9X5.0L	22	PHP29N08T	80	PMD2001D	57

Type Number	Page Number	Type Number	Page Number	Type Number	Page Number	Type Number	Page Number	Type Number	Page Number
PMD3001D	57	PMEG3005ET	10	PMEG6010CEH	10	PMP5501V	55	PSMN004-60B	80
PMD9001D	57	PMEG3010BEA	11	PMEG6010CEJ	11	PMP5501Y	55	PSMN005-30K	78
PMD9002D	57	PMEG3010BEP	10	PMEG6010CPA	12	PMR280UN	71	PSMN005-75B	80
PMD9003D	57	PMEG3010BER	10	PMEG6010EP	10	PMR290XN	71	PSMN006-20K	77
PMD9010D	57	PMEG3010BEV	11	PMEG6010ER	10	PMR370XN	71	PSMN008-75B	80
PMD9050D	57	PMEG3010CEH	10	PMEG6020EP	10	PMR400UN	71	PSMN008-75P	80
PMDPB65UP	76	PMEG3010CEJ	11	PMEG6020EPA	11	PMR780SN	73	PSMN009-100B	81
PMEG1020EA	11	PMEG3010EB	11	PMEG6020ER	10	PMS53904	53	PSMN009-100P	81
PMEG1020EH	10	PMEG3010EH	10	PMEG6030EP	10	PMS53906	53	PSMN011-80YS	80
PMEG1020EJ	11	PMEG3010EJ	11	PMF170XP	75	PMST2222	53	PSMN012-100YS	81
PMEG1020EV	11	PMEG3010EP	10	PMF250XN	71	PMST2222A	53	PSMN012-60YS	80
PMEG1030EH	10	PMEG3010ER	10	PMF280UN	71	PMST2369	53	PSMN012-80PS	80
PMEG1030EJ	11	PMEG3010ET	10	PMF290XN	71	PMST2907A	53	PSMN013-100ES	81
PMEG2005AEA	11	PMEG3015EH	10	PMF370XN	71	PMST3904	53	PSMN013-100PS	81
PMEG2005AEL	11	PMEG3015EJ	11	PMF3800SN	73	PMST3906	53	PSMN013-30LL	78
PMEG2005AELD	11	PMEG3015EV	11	PMF400UN	71	PMST4401	53	PSMN013-80YS	80
PMEG2005AEV	11	PMEG3020BEP	10	PMF780SN	73	PMST4403	53	PSMN014-40YS	79
PMEG2005CT	12	PMEG3020BER	10	PMFFPB6532UP	76	PMST5088	52	PSMN014-60LS	80
PMEG2005EB	11	PMEG3020CEP	10	PMFFPB6545UP	76	PMST5089	52	PSMN015-100B	81
PMEG2005EH	10	PMEG3020CPA	12	PMG370XN	71	PMST5550	54	PSMN015-100P	81
PMEG2005EJ	11	PMEG3020DEP	10	PMG85XP	75	PMST5551	54	PSMN015-110P	81
PMEG2005EL	11	PMEG3020EH	10	PMGD280UN	75	PMST6428	52	PSMN015-60PS	80
PMEG2005ELD	11	PMEG3020EJ	11	PMGD290XN	75	PMST6429	52	PSMN016-100PS	81
PMEG2005ET	10	PMEG3020EP	10	PMGD370XN	75	PMSTA05	52	PSMN016-100YS	81
PMEG2010AEB	11	PMEG3020EPA	11	PMGD400UN	75	PMSTA06	52	PSMN017-30LL	78
PMEG2010AEH	10	PMEG3020ER	10	PMGD780SN	75	PMSTA42	54	PSMN017-60YS	80
PMEG2010AEJ	11	PMEG3030BEP	10	PMGD8000LN	75	PMSTA55	52	PSMN017-80PS	80
PMEG2010AET	10	PMEG3030EP	10	PMK30EP	83	PMSTA56	52	PSMN018-80YS	80
PMEG2010BEA	11	PMEG3050BEP	10	PMK35EP	83	PMSTA92	54	PSMN020-100YS	81
PMEG2010BER	10	PMEG3050EP	10	PMK50XP	83	PMV117EN	71	PSMN022-30PL	78
PMEG2010BEV	11	PMEG4002EB	11	PML260SN	82	PMV16UN	71	PSMN023-80LS	80
PMEG2010EA	11	PMEG4002EJ	11	PML340SN	82	PMV18EN	71	PSMN025-100D	81
PMEG2010EH	10	PMEG4002EL	11	PMMT491A	61	PMV20XN	71	PSMN026-80YS	80
PMEG2010EJ	11	PMEG4002ELD	11	PMMT591A	63	PMV213SN	73	PSMN027-100PS	81
PMEG2010EPA	11	PMEG4005AEA	11	PMN15EN	71	PMV27UP	75	PSMN028-100YS	81
PMEG2010ER	10	PMEG4005AEV	11	PMN21UP	75	PMV28UN	71	PSMN030-150B	82
PMEG2010ET	10	PMEG4005CT	12	PMN23UN	71	PMV30UN	71	PSMN030-150P	82
PMEG2010EV	11	PMEG4005EH	10	PMN27UN	71	PMV30XN	71	PSMN030-60YS	80
PMEG2015EA	11	PMEG4005EJ	11	PMN27UP	75	PMV31EN	71	PSMN034-100PS	81
PMEG2015EH	10	PMEG4005ET	10	PMN28UN	71	PMV31XN	71	PSMN035-100LS	81
PMEG2015EJ	11	PMEG4010BEA	11	PMN34LN	71	PMV40UN	71	PSMN035-150B	82
PMEG2015EV	11	PMEG4010BEV	11	PMN34UN	71	PMV45EN	71	PSMN035-150P	82
PMEG2020AEA	11	PMEG4010CEH	10	PMN35EN	71	PMV48XP	75	PSMN038-100K	81
PMEG2020CPA	12	PMEG4010CEJ	11	PMN38EN	71	PMV56XN	71	PSMN039-100YS	81
PMEG2020EH	10	PMEG4010CPA	12	PMN40LN	71	PMV60EN	71	PSMN045-80YS	80
PMEG2020EJ	11	PMEG4010EH	10	PMN45EN	71	PMV65XP	75	PSMN050-80PS	80
PMEG2020EPA	11	PMEG4010EJ	11	PMN48XP	75	PMZ250UN	71	PSMN057-200B	82
PMEG3002AEB	11	PMEG4010EP	10	PMN49EN	71	PMZ270XN	71	PSMN057-200P	82
PMEG3002AEL	11	PMEG4010ER	10	PMN50XP	75	PMZ350XN	71	PSMN059-150Y	82
PMEG3002AELD	11	PMEG4010ET	10	PMN55LN	71	PMZ390UN	71	PSMN063-150D	82
PMEG3002EJ	11	PMEG4020EP	10	PMP4201G	55	PMZ760SN	73	PSMN069-100YS	81
PMEG3002TV	12	PMEG4020EPA	11	PMP4201V	55	PRTR5V0U1T	28	PSMN070-200B	82
PMEG3005AEA	11	PMEG4020ER	10	PMP4201Y	55	PRTR5V0U2AX	28, 43	PSMN070-200P	82
PMEG3005AEV	11	PMEG4030EP	10	PMP4501G	55	PRTR5V0U2D	28, 44	PSMN085-150K	82
PMEG3005CT	12	PMEG4030ER	10	PMP4501V	55	PRTR5V0U2F	28, 44	PSMN102-200Y	82
PMEG3005EB	11	PMEG4050EP	10	PMP4501Y	55	PRTR5V0U2K	28, 44	PSMN130-200D	82
PMEG3005EH	10	PMEG6002EB	11	PMP5201G	55	PRTR5V0U2X	28, 43	PSMN165-200K	82
PMEG3005EJ	11	PMEG6002EJ	11	PMP5201V	55	PRTR5V0U4D	30, 44	PSMN1R0-30YLC	78
PMEG3005EL	11	PMEG6002TV	12	PMP5201Y	55	PRTR5V0U4Y	30, 44	PSMN1R2-25YL	77
PMEG3005ELD	11	PMEG6010AED	10	PMP5501G	55	PRTR5V0U8S	31	PSMN1R3-30YL	78

Type Number	Page Number	Type Number	Page Number	Type Number	Page Number	Type Number	Page Number	Type Number	Page Number
PSMN1R5-25YL	77	PTVS15V51UR	48	PUMB10	59	PVR100AD-B12V	94	TL431SDT	92
PSMN1R5-30YL	78	PTVS16VP1UP	49	PUMB11	59	PVR100AD-B2V5	94	TLVH431ACDBZR	93
PSMN1R6-30PL	78	PTVS16V51UR	48	PUMB13	59	PVR100AD-B3V0	94	TLVH431AIDBZR	93
PSMN1R7-30YL	78	PTVS17VP1UP	49	PUMB14	59	PVR100AD-B3V3	94	TLVH431AMQDBZR	93
PSMN1R8-30PL	78	PTVS17V51UR	48	PUMB15	59	PVR100AD-B5V0	94	TLVH431AQDBZR	93
PSMN2R0-30PL	78	PTVS18VP1UP	49	PUMB16	59	PVR100AZ-B12V	94	TLVH431BCDBZR	93
PSMN2R0-30YL	78	PTVS18V51UR	48	PUMB17	59	PVR100AZ-B2V5	94	TLVH431BIDBZR	93
PSMN2R2-40PS	79	PTVS20VP1UP	49	PUMB18	59	PVR100AZ-B3V0	94	TLVH431BMQDBZR	93
PSMN2R5-30YL	78	PTVS20V51UR	48	PUMB19	59	PVR100AZ-B3V3	94	TLVH431BQDBZR	93
PSMN2R6-40YS	79	PTVS22VP1UP	49	PUMB2	59	PVR100AZ-B5V0	94	TLVH431CDBZR	93
PSMN2R7-30PL	78	PTVS22V51UR	48	PUMB20	59	PXT2222A	53	TLVH431IDBZR	93
PSMN2R8-40PS	79	PTVS24VP1UP	49	PUMB24	59	PXT2907A	53	TLVH431MQDBZR	93
PSMN3R0-30YL	78	PTVS24V51UR	48	PUMB3	59	PXT4401	53	TLVH431QDBZR	93
PSMN3R0-60PS	80	PTVS26VP1UP	49	PUMB30	59	PXT4403	53	Z00607MA	86
PSMN3R2-30KL	78	PTVS26V51UR	48	PUMB4	59	PXTA14	56	Z0103MA/NA	86
PSMN3R3-40YS	79	PTVS28VP1UP	49	PUMB9	59	PXTA42	54	Z0103MA0/NA0	86
PSMN3R4-30PL	78	PTVS28V51UR	48	PUMD10	59	PXTA92	54	Z0103MN/NN	86
PSMN3R5-30LL	78	PTVS30VP1UP	49	PUMD12	59	PZT2222A	53	Z0103MNO/NN0	86
PSMN3R5-30YL	78	PTVS30V51UR	48	PUMD13	59	PZT2907A	53	Z0107MA/NA	86
PSMN3R8-30LL	78	PTVS33VP1UP	49	PUMD14	59	PZT4401	53	Z0107MA0/NA0	86
PSMN4R0-30YL	78	PTVS33V51UR	48	PUMD15	59	PZT4403	53	Z0107MN/NN	86
PSMN4R0-40YS	79	PTVS36VP1UP	49	PUMD16	59	PZTA14	56	Z0107MNO/NN0	86
PSMN4R3-30PL	78	PTVS36V51UR	48	PUMD17	59	PZTA42	54	Z0109MA/NA	86
PSMN4R4-80PS	80	PTVS3V3P1UP	49	PUMD18	59	PZTA44	54	Z0109MA0/NA0	86
PSMN4R5-30YLC	78	PTVS3V3S1UR	48	PUMD19	59	PZTA92	54	Z0109MN/NN	86
PSMN4R5-40PS	79	PTVS40VP1UP	49	PUMD2	59	PZUxB series	14	Z0109MNO/NN0	86
PSMN4R6-60PS	80	PTVS40V51UR	48	PUMD20	59	PZUxBA series	14		
PSMN5R0-30YL	78	PTVS43VP1UP	49	PUMD24	59	PZUxBL series	14		
PSMN5R0-80PS	80	PTVS43V51UR	48	PUMD3	59	PZUxDB2 series	14		
PSMN5R5-60YS	80	PTVS45VP1UP	49	PUMD30	59	RB520CS30L	9		
PSMN5R6-100PS	81	PTVS45V51UR	48	PUMD4	59	RB520S30	9		
PSMN5R8-30LL	78	PTVS48VP1UP	49	PUMD48	59	RB521CS30L	9		
PSMN5R8-40YS	79	PTVS48V51UR	48	PUMD6	59	RB521S30	9		
PSMN6R0-30YL	78	PTVS51VP1UP	49	PUMD9	59	RB751CS40	9		
PSMN6R5-80PS	80	PTVS51V51UR	48	PUMH1	59	RB751S40	9		
PSMN7R0-100ES	81	PTVS54VP1UP	49	PUMH10	59	RB751V40	9		
PSMN7R0-100PS	81	PTVS54V51UR	48	PUMH11	59	SI2302DS	71		
PSMN7R0-30YL	78	PTVS58VP1UP	49	PUMH13	59	SI2304DS	71		
PSMN7R0-40LS	79	PTVS58V51UR	48	PUMH14	59	SI4410DY	78		
PSMN7R0-60YS	80	PTVS5V0P1UP	49	PUMH15	59	TD25V6J	14		
PSMN7R6-60PS	80	PTVS5V0S1UR	48	PUMH16	59	TL431ACDBZR	92		
PSMN8R0-40PS	79	PTVS60VP1UP	49	PUMH17	59	TL431AFDT	92		
PSMN8R2-80YS	80	PTVS60V51UR	48	PUMH18	59	TL431AIDBZR	92		
PSMN8R3-40YS	79	PTVS64VP1UP	49	PUMH19	59	TL431AMFDT	92		
PSMN8R5-60YS	80	PTVS64V51UR	48	PUMH2	59	TL431AMSDT	92		
PSMN8R7-80PS	80	PTVS6V0P1UP	49	PUMH20	59	TL431AQDBZR	92		
PSMN9R0-30LL	78	PTVS6V0S1UR	48	PUMH24	59	TL431ASDT	92		
PSMN9R0-30YL	78	PTVS6V5P1UP	49	PUMH30	59	TL431BCDBZR	92		
PSMN9R5-100PS	81	PTVS6V5S1UR	48	PUMH4	59	TL431BFDT	92		
PTVS10VP1UP	49	PTVS7V0P1UP	49	PUMH7	59	TL431BIDBZR	92		
PTVS10V51UR	48	PTVS7V0S1UR	48	PUMH9	59	TL431BMFDT	92		
PTVS11VP1UP	49	PTVS7V5P1UP	49	PUMT1	53	TL431BMSDT	92		
PTVS11V51UR	48	PTVS7V5S1UR	48	PUMX1	53	TL431BQDBZR	92		
PTVS12VP1UP	49	PTVS8V0P1UP	49	PUMX2	53	TL431BSDT	92		
PTVS12V51UR	48	PTVS8V0S1UR	48	PUMZ1	53	TL431CDBZR	92		
PTVS13VP1UP	49	PTVS8V5P1UP	49	PUMZ2	53	TL431FDT	92		
PTVS13V51UR	48	PTVS8V5S1UR	48	PUSBM12VX4-TL	44	TL431IDBZR	92		
PTVS14VP1UP	49	PTVS9V0P1UP	49	PUSBM15VX4-TL	44	TL431MFDT	92		
PTVS14V51UR	48	PTVS9V0S1UR	48	PUSBM27VX4-TL	44	TL431MSDT	92		
PTVS15VP1UP	49	PUMB1	59	PUSBM5V5X4-TL	44	TL431QDBZR	92		

www.nxp.com

© 2011 NXP Semiconductors N.V.

All rights reserved. Reproduction in whole or in part is prohibited without the prior written consent of the copyright owner. The information presented in this document does not form part of any quotation or contract, is believed to be accurate and reliable and may be changed without notice. No liability will be accepted by the publisher for any consequence of its use. Publication thereof does not convey nor imply any license under patent- or other industrial or intellectual property rights.

Date of release: January 2011

Document order number: 9397 750 17022

Printed in the Netherlands