THIS COPY IS PROVIDED ON A RESTRICTED BASIS AND IS NOT TO BE USED IN ANY WAY DETRIMENTAL TO THE INTERESTS OF PANDUIT CORP.

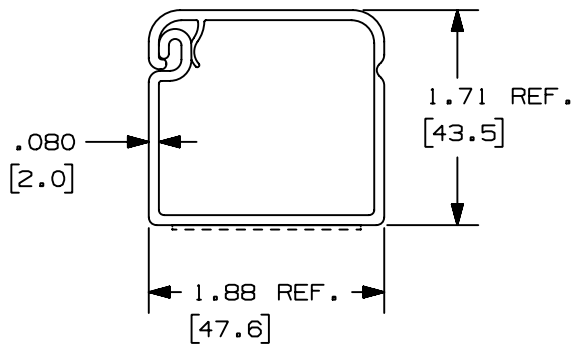

PANDUIT PART NO.	LENGTH	WEIGHT
OFR20**6	72.00 ±.13 (1828 ±3.3)	.38 lbs / ft (172.4 g / cm)
OFR20**8	96.00 ±.13 (2438.4 ±3.3)	.38 lbs / ft (172.4 g / cm)

NOTES:

**1. SEE CURRENT CATALOG FOR ADDITIONAL PART NUMBER SUFFIXES TO INDICATE COLOR AND/OR PACKAGE QUANTITY.
2. DIMENSIONS IN PARENTHESES ARE IN METRIC.
3. TO APPLY PART:
   a. REMOVE PROTECTIVE LINER.
   b. PLACE PART IN DESIRED LOCATION.
   c. APPLY PRESSURE TO FLAT SURFACE OF PART.
4. NO WARRANTY, EXPRESSED OR IMPLIED, IS MADE BY PANDUIT WITH RESPECT TO ADHESIVE BOND PREFORMANCE. THE CONDITIONS UNDER WHICH THESE RACEWAYS MAY BE APPLIED AND/OR THE SURFACE TO WHICH THEY MAY BE APPLIED ARE BEYOND PANDUIT'S CONTROL.

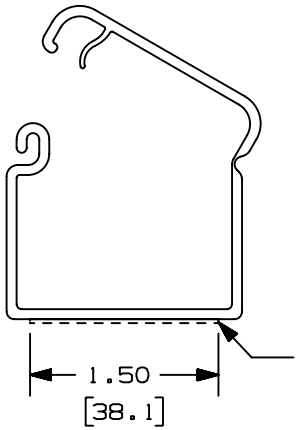

.035"[.89] THICK PRESSURE SENSITIVE ADHESIVE TAPE WITH PROTECTIVE POLYETHYLENE LINER

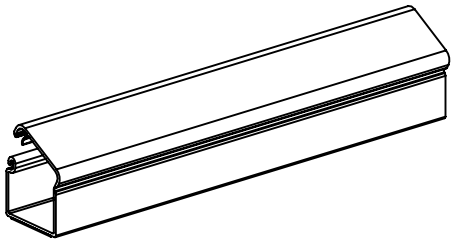

REV	DATE	BY	CHK	DESCRIPTION	ECN	CHK	CUST	SUP
3	7-20-05	JBN	PM	C. ADDED PART NUMBER OFR20**8	38205-19	RGRO	RGRO	
2	05-29-03	JBN	PM	B. ADDED NOTES 3 & 4 A. ADDED ADHESIVE INFORMATION	38205-19	RGRO	RGRO	
1	04-28-03	JBN	PM	RELEASED TO PRODUCTION	38205-19	RGRO		
R	03-25-03	JBN	PM	DRAWING RELEASED				

CAD FILENAME/LAYERS: D38205DB_DC_OFR20_04D.PRT

PANDUIT CORP. TINLEY PARK, ILLINOIS

OFFICE FURNITURE
ONE PIECE RACEWAY (OFR20)
CUSTOMER DRAWING

UNLESS OTHERWISE SPECIFIED, DIMENSIONAL TOLERANCES ARE:
(.X) ± (.XXX) ±
(.XX) ± .03 [.8] ANGLES ±

UNLESS OTHERWISE SPECIFIED, ALL DIMENSIONS ARE GIVEN IN INCHES, THIRD ANGLE PROJECTION.

DRAWN BY: JBN
DATE: 03-25-03
CHK'D: PM
MAT'L: PVC
SCALE: NONE
DRAWING NO.: 38205-19
DWG SIZE: A