

High Frequency Ceramic Solutions

2345 MHz Balun / Filter Combination

P/N 2345FB16A0100

Detail Specification: 12/15/09

Page 1 of 2

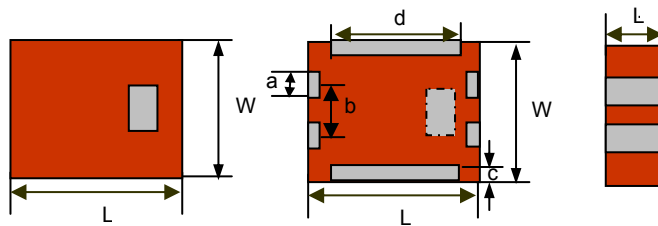
General Specifications

Part Number	2345FB16A0100
Frequency (MHz)	2300-2390
Unbalanced Impedance	50 Ω
Balanced Impedance	100 Ω
Insertion Loss	2.8 dB max.
Return Loss	9.5 dB min.
Phase Difference	180° \pm 10
Amplitude Difference	1.0 dB max.

Attenuation (dB)	40 min.@760 ~ 800MHz
	30 min.@1500 ~ 1600MHz
	14 min.@3050 ~ 3200MHz
	23 min.@3800 ~ 4000MHz
Operating and Storage Temp.	-40 to +85°C
Reel Quantity	4,000
Power Capacity	0.5 watt max.

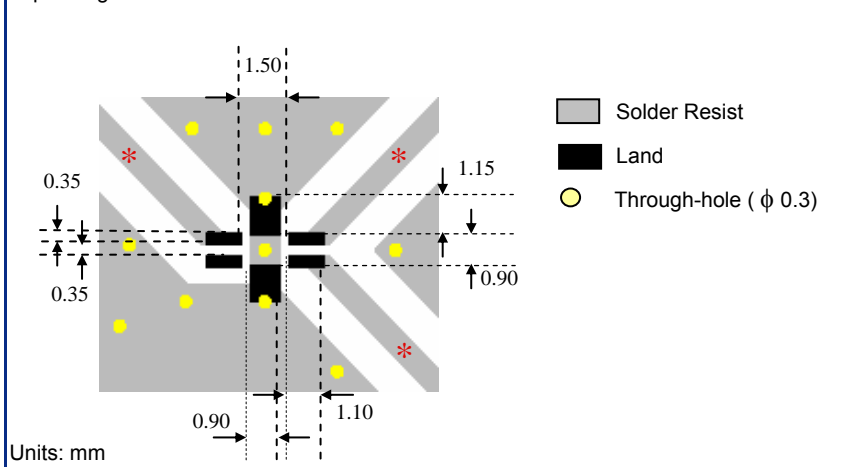
Mechanical Dimensions

	In	mm
L	0.079 \pm 0.006	2.00 \pm 0.15
W	0.059 \pm 0.006	1.50 \pm 0.15
T	0.035 \pm 0.004	0.90 \pm 0.10
a	0.012 \pm 0.004	0.30 \pm 0.10
b	0.028 \pm 0.006	0.70 \pm 0.15
c	0.010 \pm 0.006	0.25 \pm 0.15
d	0.031 \pm 0.006	0.80 \pm 0.15



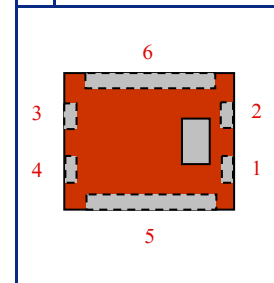
Mounting Considerations

* Line width should be designed to match 50 Ω characteristic impedance, depending on PCB material and thickness.



Terminal Configuration

No.	Function
1	Unbalanced Port
2	NC
3	Balanced Port
4	Balanced Port
5	GND
6	GND



Johanson Technology, Inc. reserves the right to make design changes without notice.

All sales are subject to Johanson Technology, Inc. terms and conditions.



www.johansontechnology.com

931 Via Alondra • Camarillo, CA 93012 • TEL 805.389.1166 FAX 805.389.1821

2009 Johanson Technology, Inc. All Rights Reserved

High Frequency Ceramic Solutions

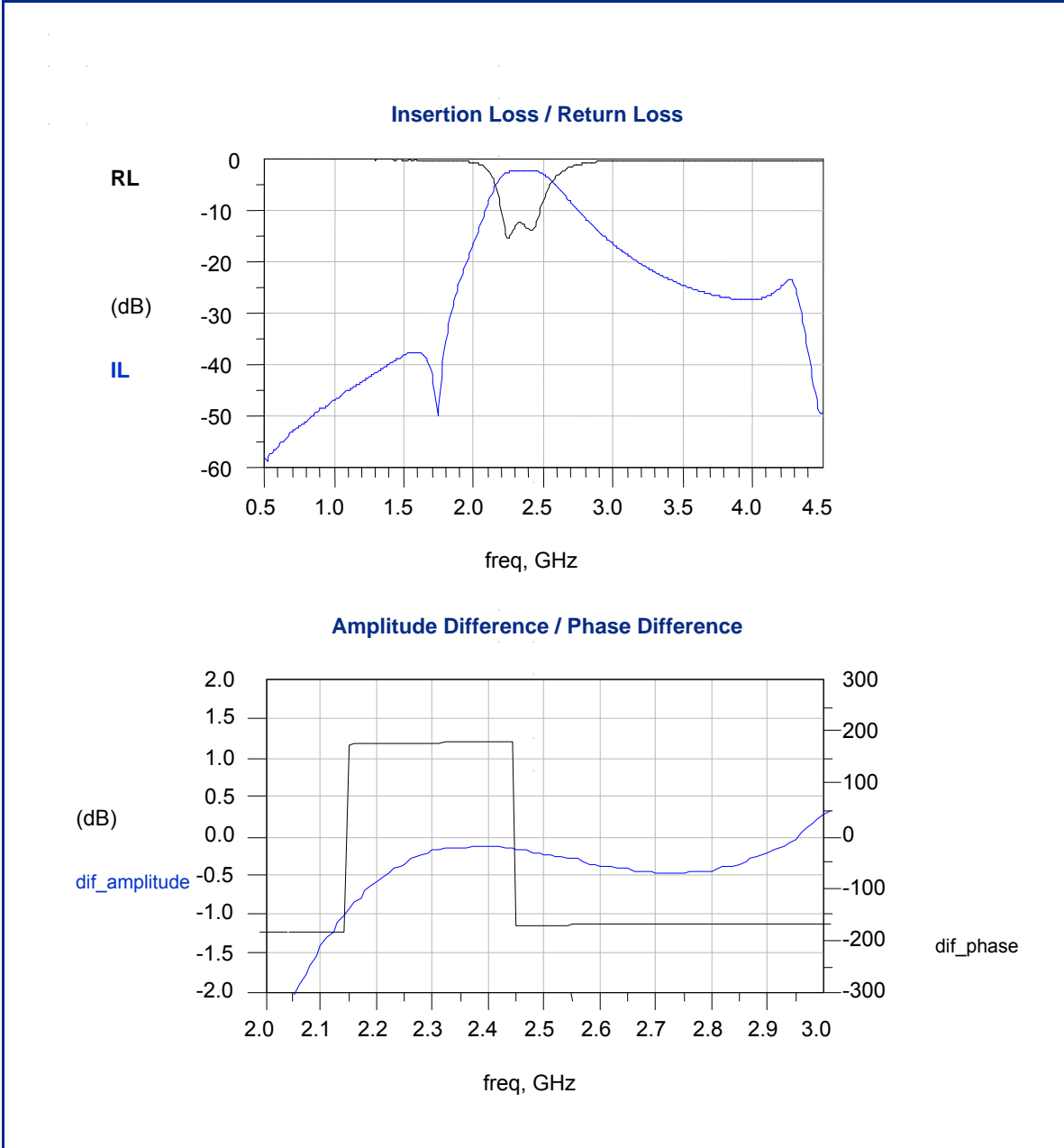
2345 MHz Balun / Filter Combination

P/N 2345FB16A0100

Detail Specification: 12/15/09

Page 2 of 2

Typical Electrical Performance (T=25°C)



Johanson Technology, Inc. reserves the right to make design changes without notice.
All sales are subject to Johanson Technology, Inc. terms and conditions.



www.johansontechnology.com

931 Via Alondra • Camarillo, CA 93012 • TEL 805.389.1166 FAX 805.389.1821

2009 Johanson Technology, Inc. All Rights Reserved