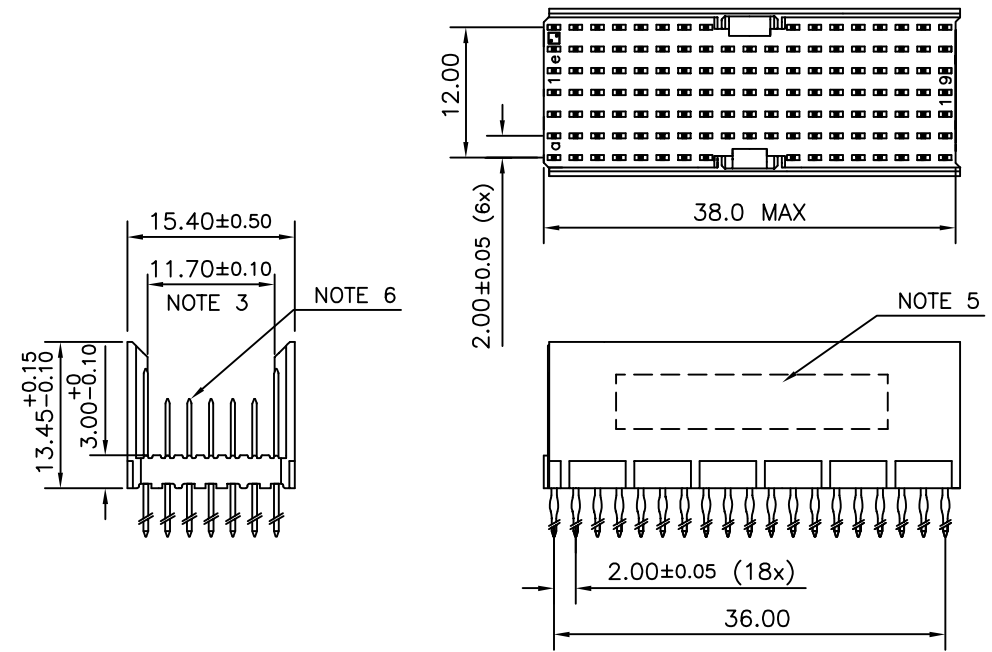


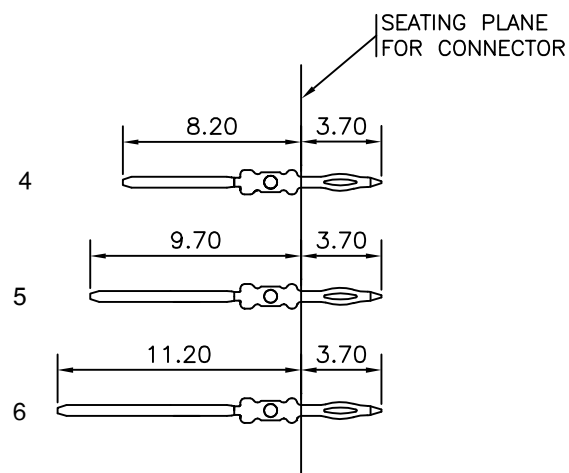
LOADING PATTERN MATING SIDE

f	6	6	6	6	6	6	6	6		6	6	6	6	6	6	6	6	6
e	5	5	4	4	4	4	4	4	4	4	4	4	4	4	4	4	4	4
d	5	5	4	4	4	4	4	4	4	4	4	4	4	4	4	4	4	4
c	5	5	4	4	4	4	4	4	4	4	4	4	4	4	4	4	4	4
b	4	4	4	4	4	4	4	4	4	4	4	4	4	4	4	4	4	4
a	4	4	4	4	4	4	4	4	4	4	4	4	4	4	4	4	4	4
z	6	6	6	6	6	6	6	6		6	6	6	6	6	6	6	6	6
POS	01								10								15	19

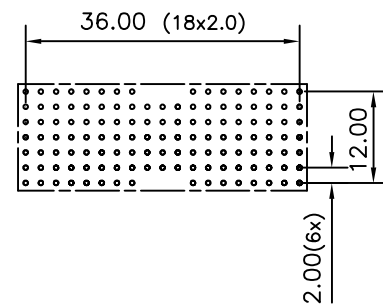
LOADED CONNECTOR ASSEMBLY
(FOR EXAMPLE)



CONTACT OVERVIEW



LAY-OUT P.C.B.-HOLE



HM2P67PDE331 LEAD FREE INDICATOR : LF = LEAD FREE (DIGIT 15 & 16)
PLATING CODE (DIGIT 13 AND 14)
 (REF DRW NO. BS,C , 201844 , 003)

NOTES

- THIS PRODUCT IS CSA APPROVED.
 - THIS PRODUCT IS UL RECOGNIZED.
 - MEASURED AT THE BOTTOM.
 - MATERIAL CONTACT: PHOSPHORBRONZE
HOUSING: CREAM WHITE GLASS FILLED POLYESTER UL-94V0
 - CONNECTOR PRINTED WITH P/N AND DATE CODE.
 - FOR ACTUAL CONTACT LOADINGS, SEE LOADING PATTERN MATING SIDE.
 - SHAPE OF CONNECTOR HOUSING CAN ALTER DEPENDING ON PRODUCTION LOCATION
 - THE PRODUCT (LF) MEETS EUROPEAN UNION DIRECTIVES AND OTHER COUNTRY REGULATIONS AS DESCRIBED IN GS-22-008
 - FOR RECOMMENDED PTH DIMENSIONS REFER DRAWING : BS, A , 201572 , 001
- CATALOG NO: HM2P67PDE331----

mat'l. code SEE NOTE 4				surface ISO 1302 ✓		tolerance ISO 406 ISO 1101		projection MM		product family MILLIPACS			
ltr				ecn no		dr		date		tolerances unless otherwise specified		title	
A				I04-0030		MINI		2004/04/21		angles		MPACS 5+2R STR HDR PF CONN TYPE AB 19 POS.	
B				I05-0188		MINI		2005/10/13		linear		scale -	
C				I06-0090		MINI		2006/06/27		0°±1°		-	
								dr		MINI K VANDANATH		2004/04/21	
								enr		BIJU K PAUL		2004/04/21	
								chr		BIJU K PAUL		2006/06/27	
								appd		BIJU K PAUL		2006/06/27	
sheet index		revision sheet		C		1							



FCI
FCIconnect.com

Copyright FCI