

CUSTOMER TERMINAL	RoHS	LEAD(Pb)-FREE
Sn96%, Ag4%	Yes	Yes



ELECTRICAL SPECIFICATIONS @ 25°C unless otherwise noted:

PARAMETER	TEST CONDITIONS	VALUE
D.C. RESISTANCE	1-2 @20°C	1.13 ohms ±10%
D.C. RESISTANCE	3-4 @20°C	1.13 ohms ±10%
INDUCTANCE	1-2 10kHz, 50mVAC, Ls	25mH -30%/+50%
INDUCTANCE	3-4 10kHz, 50mVAC, Ls	25mH -30%/+50%
SATURATION CURRENT	1-4 tie(2+3), 20% rolloff from initial	2.0A
LEAKAGE INDUCTANCE	1-4 tie(2+3), 10kHz, 50mVAC, Ls	650uH min.
⑥C/⑥B DIELECTRIC	1-Core tie(1+4), 1875VAC, 1 second	1500VAC, 1 minute
⑥C DIELECTRIC	1-4 2514VAC, 1 second	2011VAC, 1 minute
URNS RATIO	(1-2):(4-3)	1:1, ±2%

GENERAL SPECIFICATIONS:

OPERATING TEMPERATURE RANGE: -40°C to +125°C including temp rise.

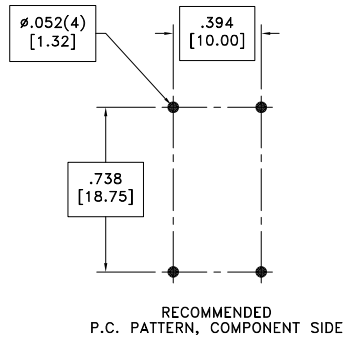
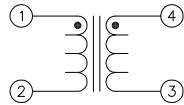
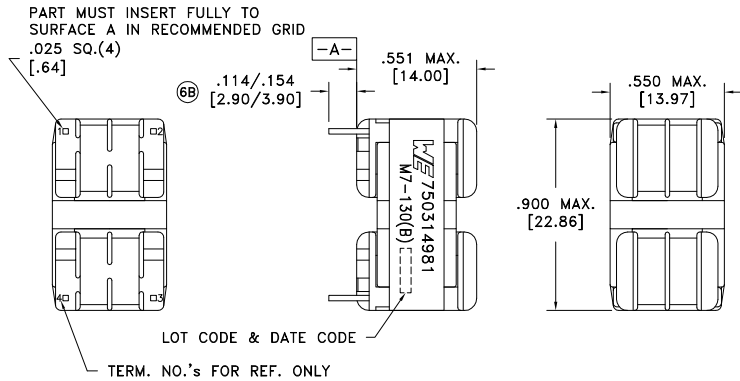
Rated Current: 0.65A (where DC current through both windings raises temperature of part by 40°C).

-Current must be de-rated when ambient temperature is above 85°C.

Designed to meet UL Recognized Insulation System M7-130(B), E106391.

⑥C/⑥B Designed to comply with UL 1993 for 347VACrms or VDC.

⑥C Designed to comply with UL 840 for 347VACrms or VDC for Overvoltage Category II and Pollution Degree II.



Wire insulation & RoHS status not affected by wire color.  
Wire insulation color may vary depending on availability.

DETAILS SUBJECT TO CHANGE

REV.	DATE	Packaging Specifications Method: Tray PKG-0822 www.we-online.com/midcom		Tolerances unless otherwise specified: Angles: ±1° Fractions: ±1/64 Decimals: ±.005 [1.3] Footprint: ±.001 [1.03]	DRAWING TITLE <b>FILTER</b> COMMON MODE CHOKE	PART NO. <b>750314981</b>
6C	8/15				⑥C	
6B	6/15			This drawing is dual dimensioned. Dimensions in brackets are in millimeters.	eiSos p/n: 750314981	
6A	5/15	SEE REVISION SHEET FOR REVISION LEVEL				SPECIFICATION SHEET 1 OF 1