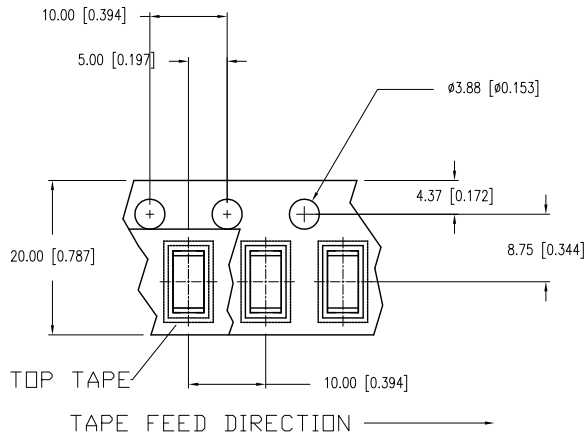
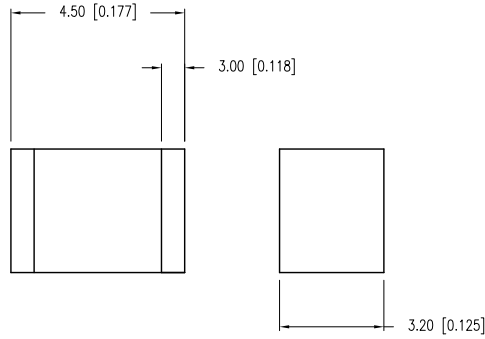


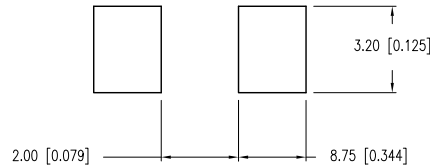
PART NUMBER	GT-SMD181235012-TR	REV.	B
DATE	E.C.N. NUMBER AND REVISION COMMENTS		REV.
12.19.06	E.C.N. #11148.		A
02.24.09	E.C.N. #11622.		B

ELECTRICAL SPECIFICATIONS		
PARAMETER	VALUE	TEST CONDITION
D.C. FIRING VOLTAGE:	350V±20% D.C.	(dv/dt: 100V/S)
IMPULSE CURRENT:	1KA MAX.	(8/20µS)
A.C. DISCHARGE CURRENT:	1A MAX.	(50Hz, 9 CYCLES)
INSULATION RESISTANCE:	10 ⁴ MΩ MIN.	50 VDC
INTER-ELECTRODE CAPACITANCE:	1.0 PF MAX.	1.0kHz

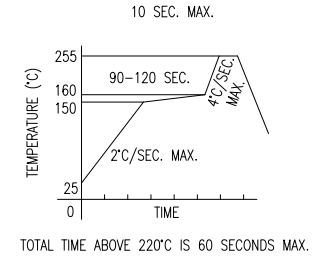
ENVIRONMENTAL SPECIFICATIONS PER MIL-STD 202			
TEST	METHODE	CONDITION	RATING
VIBRATION TESTING:	204B	C	10-55HZ, .06DA
SHOCK	213A	C	100G
HUMIDITY:	103B	B	95%RE.HUMIDITY
TEMPERATURE CYCLING:	102A	C	-65 TO +125 °C
BAROMETRIC PRESSURE:	105C	B	50,000FT.
THERMAL SHOCK:	107	B	-65 TO +125 °C
SOLDERABILITY:	208	B	



RECOMMENDED SOLDER PAD LAYOUT



LEAD FREE REFLOW PROFILE



NOTES:

- 1. 2000 PIECES PER REEL.

*UNLESS OTHERWISE SPECIFIED TOLERANCES PER DECIMAL PRECISION ARE: X=±1 (±0.039), X.X=±0.5 (±0.020), X.XX=±0.25 (±0.010), X.XXX=±0.127 (±0.005). LEAD SIZE=±0.05 (±0.002), LEAD LENGTH=±0.75 (±0.030). MIN.= +DECIMAL PRECISION -0.00 MAX.= +0.00 -DECIMAL PRECISION UNCONTROLLED DOCUMENT

LUMEX
 Creating LED and LCD Solutions Together™
 290 E. HELEN ROAD
 PALATINE, IL 60067-6976
 PHONE: +1.847.359.2790
 FAX: +1.847.359.6538
 WEB: WWW.LUMEX.COM

3.2 x 4.5mm SURFACE MOUNT SURGE, ARRESTOR, 350V.
 THE SPECIFICATIONS MAY CHANGE AT ANY TIME WITHOUT NOTICE DUE TO NEW MATERIALS OR PRODUCT IMPROVEMENT.
 CONFIDENTIAL INFORMATION
 THE INFORMATION CONTAINED IN THIS DOCUMENT IS THE PROPERTY OF LUMEX INC. EXCEPT AS SPECIFICALLY AUTHORIZED IN WRITING BY LUMEX INC., THE HOLDER OF THIS DOCUMENT SHALL KEEP ALL INFORMATION CONTAINED HEREIN CONFIDENTIAL AND SHALL PROTECT SAME IN WHOLE OR IN PART FROM DISCLOSURE AND DISSEMINATION TO ALL THIRD PARTIES.

DATE:	12.19.06	DRAWN BY:	JN
PAGE:	1 OF 1	CHKD BY:	KF
SCALE:	N/A	APRVD BY:	SS
UNIT:	mm [INCH]		Ⓟ