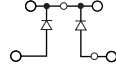



Feed Through Terminals

WDK 2.5 D

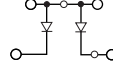

Diode terminal for lamp test circuits



Branch with Diode

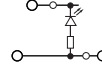
WDK 2.5 D

Diode terminal for lamp test circuits



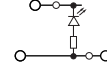
Branch with Diode

WDK 2.5 LD



Branch with LED

WDK 2.5 LD



Branch with LED

Terminal Block Selection Data

Available Options	Version	Part No.	Part No.	Part No.	Part No.
Beige Wemid		102260	801467		
Blue Wemid					
PA Orange 66					
Terminal block printed 0-9 Wemid					
Terminal block unprinted Wemid					
6 VDC				911997	912014
12 VDC				911998	912015
24 VDC				911999	912016
48 VDC				912011	912017
60 VDC				912012	912018
120 VDC				912013	912019
6 VAC					
12 VAC					
24 VAC					
48 VAC					
60 VAC					
115 VAC					
120 VAC					
230 VAC					

Dimensions

Width / Length / Height mm (in.)	for TS 35	5/69/63 (.20/2.72/2.48)	5/69/63 (.20/2.72/2.48)	5/69/63 (.20/2.72/2.48)	5/69/63 (.20/2.72/2.48)
Insulation stripping length	mm (in.)	10 (.39)	10 (.39)	10 (.39)	10 (.39)

Technical Data


Rated voltage / rated current / wire size	UL	CSA	VDE	UL	CSA	VDE
			380 V / 0.5...2.5 mm ²	#26...12 AWG		380 V / 0.5...2.5 mm ²
						2.5 mm ²
Torque	Nm (lb. in.)	0.8 (7.1)	0.8 (7.1)			
Clamping screw	M	2.5	2.5			
LED current				≤ 5 mA		≤ 5 mA
LED color				Red		Red
Current of through busbar				10 A		10 A

Selected Accessory Data[‡]

End Plate (WAP) / Partition (WTW) (thickness mm)	Type	Part No.	Type	Part No.	Type	Part No.	Type	Part No.
Beige Wemid	WAP (1.5)	105910	WAP (1.5)	105910	WAP (1.5)	105910	WAP (1.5)	105910
Blue Wemid	WAP (1.5)	105918	WAP (1.5)	105918	WAP (1.5)	105918	WAP (1.5)	105918
Beige Wemid	WTW (3)	105880	WTW (3)	105880	WTW (3)	105880	WTW (3)	105880

Jumpers

Note: Final number in model indicates no. of poles (e.g. WQV 2.5/2 = 2 poles). For additional information, see pages 60-61.



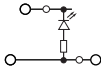
Tools	WAW 1	900450	WAW 1	900450	WAW 1	900450	WAW 1	900450
Cutting tool WAW 1 for WQV jumpers	WAW 1	900450	WAW 1	900450	WAW 1	900450	WAW 1	900450
Screwdriver	SD	903701	SD	903701	SD	903701	SD	903701

Marking Tags

Note: Part numbers shown are for a single card of pre-printed tags numbered 1-50. For additional information, see Accessories section.

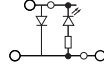
Print	DEK 5/5	473460001	DEK 5/5	473460001	DEK 5/5	473460001	DEK 5/5	473460001
Consecutive horizontal	DEK 5/5	473460001	DEK 5/5	473460001	DEK 5/5	473460001	DEK 5/5	473460001
Consecutive vertical	DEK 5/5	473560001	DEK 5/5	473560001	DEK 5/5	473560001	DEK 5/5	473560001

WDK 2.5 LD



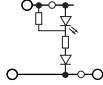
Branch with LED

WDK 2.5 LD



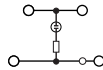
Branch with LED

WDK 2.5 LD




Branch with LED

WDK 2.5 GL




Branch with Neon

WDK 4N



Dual Level

WDK 4N V



Branch

Part No.		Part No.		Part No.		Part No.		Part No.		Part No.	
								1041900000		1041910000	
								1041980000			
								1041960000			
								1042000000			
								1042100000			
		816143									
912021											
912022											
912023				801905							
912024											
912025						800632					
912026											
				801314		801384					
5/69/63 (.20/2.72/2.48)		6/50/56.5 (.24/1.97/2.22)		5/69/63 (.20/2.72/2.48)		5/69/63 (.20/2.72/2.48)		6/60/64 (0.24/2.36/2.52)		6/60/64 (0.24/2.36/2.52)	
10 (.39)		9 (.35)		10 (.39)		10 (.39)		8 (.31)		8 (.31)	
#26...12 AWG				#26...12 AWG		#26...12 AWG		600 V / 35 A / #22...10		600 V / 35 A / #22...10	
								300 V / 10 A / #26...10		300 V / 10 A / #26...10	
2.5 mm ²				2.5 mm ²		2.5 mm ²		800 V / 32 A / 4 mm ²		800 V / 32 A / 4 mm ²	
								1 (9.0)		1 (9.0)	
								3.0		3.0	
≤ 5 mA		≤ 5 mA		≤ 5 mA		≤ 5 mA					
Red		Green		Red							
10 A		10 A		10 A		10 A					
Type	Part No.	Type	Part No.	Type	Part No.	Type	Part No.	Type	Part No.	Type	Part No.
WAP (1.5)	105910	WAP (1.5)	105910	WAP (1.5)	105910	WAP (1.5)	105910	WAP (1.5)	1084000000	WAP (1.5)	1084000000
WAP (1.5)	105918	WAP (1.5)	105918	WAP (1.5)	105918	WAP (1.5)	105918	WAP (1.5)	1084080000	WAP (1.5)	1084080000
WTW (3)	105880	WTW (3)	105880	WTW (3)	105880	WTW (3)	105880	WAP (3)	105880	WAP (3)	105880
WQV 2.5/2	105366	WQV 2.5/2	105366	WQV 2.5/2	105366	WQV 2.5/2	105366	ZQV 4N/2	1785250000	ZQV 4N/2	1785250000
WQV 2.5/3	105376	WQV 2.5/3	105376	WQV 2.5/3	105376	WQV 2.5/3	105376	ZQV 4N/3	1762630000	ZQV 4N/3	1762630000
WQV 2.5/4	105386	WQV 2.5/4	105386	WQV 2.5/4	105386	WQV 2.5/4	105386	ZQV 4N/4	1762620000	ZQV 4N/4	1762620000
WQV 2.5/5	105396	WQV 2.5/5	105396	WQV 2.5/5	105396	WQV 2.5/5	105396	ZQV 4N/10	1758260000	ZQV 4N/10	1758260000
WQV 2.5/6	105406	WQV 2.5/6	105406	WQV 2.5/6	105406	WQV 2.5/6	105406	ZQV 4N/41	1758270000	ZQV 4N/41	1758270000
WQV 2.5/7	105416	WQV 2.5/7	105416	WQV 2.5/7	105416	WQV 2.5/7	105416				
WQV 2.5/8	105426	WQV 2.5/8	105426	WQV 2.5/8	105426	WQV 2.5/8	105426				
WQV 2.5/9	105436	WQV 2.5/9	105436	WQV 2.5/9	105436	WQV 2.5/9	105436				
WQV 2.5/10	105446	WQV 2.5/10	105446	WQV 2.5/10	105446	WQV 2.5/10	105446				
WQB 24/12	157900	WQB 24/12	157900	WQB 24/12	157900	WQB 24/12	157900				
LS 2.8	105640	LS 2.8	105640	LS 2.8	105640	LS 2.8	105640	LS 2.8	105640	LS 2.8	105640
WAW 1	900450	WAW 1	900450	WAW 1	900450	WAW 1	900450				
SD	903701	SD	903701	SD	903701	SD	903701	SD	903701	SD	903701
DEK 5/5	473460001	DEK 5/5	473460001	DEK 5/5	473460001	DEK 5/5	473460001	DEK 5/5	473460001	DEK 5/5	473460001
DEK 5/5	473560001	DEK 5/5	473560001	DEK 5/5	473560001	DEK 5/5	473560001	DEK 5/5	473560001	DEK 5/5	473560001

RAIL MOUNTED TERMINAL BLOCKS: W-SERIES